



# BALTIMORE RAVENS PRESS RELEASE

2000 • WORLD • 2012  
CHAMPIONS

UNDER ARMOUR PERFORMANCE CENTER | 1 WINNING DRIVE | OWINGS MILLS, MD 21117  
PH: 410-701-4000 | FX: 410-701-4100 | WEBSITE: WWW.BALTIMORERAVENS.COM | TWITTER: @RAVENS



## WEEK 12: RAVENS (6-4) AT SAINTS (4-6)

Nov. 24, 2014 • 8:30 P.M. ET • MERCEDES-BENZ SUPERDOME (72,003)



### JUST THE FACTS

- The Baltimore Ravens (6-4) head south to the New Orleans Saints (4-6) for a Monday Night Football showdown at the Mercedes-Benz Superdome on Nov. 24. Kickoff for the Week 12 primetime battle is at 8:30 p.m. Baltimore is coming off its bye week, while the Saints dropped a 27-10 game to Cincinnati at home last Sunday.
- The Ravens are looking to sweep the NFC South in 2014 after already posting victories at home vs. Carolina (38-10) and Atlanta (29-7) and on the road at Tampa Bay (48-17). (Baltimore has outscored NFC South foes 115-34 this season.)
- Baltimore is in a tight battle in the ultra-competitive AFC North, which is the NFL's only division that boasts four teams above .500. The Ravens, who have already played five of their six division games this season (a Week 17 home battle with the Browns remains), are behind Cincinnati (6-3-1) and Pittsburgh (7-4) in the standings and ahead of 6-4 Cleveland (Baltimore holds the head-to-head tie-breaker).
- After falling behind 7-0 in the first quarter to the visiting Titans, who were coming off their bye week, the Ravens rebounded to secure a 21-7 victory in their last game on Nov. 9. Baltimore's defense was stout, limiting the Titans to 8 punts and an interception on their final 9 possessions of the game. Tennessee produced just 45 yards in the second half, and until the Titans' final possession of the game, the Ravens held them to 7 three-and-outs and 1 four-and-out over almost three quarters (since the end of the first).
- Following this weekend's game at New Orleans, the Ravens will host San Diego on Nov. 30 and travel to Miami (Dec. 7) after that.

### RAVENS MEDIA SCHEDULE

- Wed. Nov. 19** . . . 1:15 p.m. – Practice/Media Viewing  
2:45 p.m. – Coach Harbaugh & Key Players at Podium  
– Open Locker Room
- Thurs. Nov. 20** . . . . . 1:15 p.m. – Practice/Media Viewing  
2:45 p.m. – Three Coordinators/Open Locker Room
- Fri. Nov. 21** . . . . . 11:30 a.m. – Practice/Media Viewing  
12:45 p.m. – Coach Harbaugh/Open Locker Room
- Sat. Nov. 22** . . . . . 11:30 a.m. – Practice/Media Viewing  
12:45 p.m. – Coach Harbaugh/Open Locker Room

### CONFERENCE CALLS

**RAVENS (WED.):** QB Joe Flacco at 2:45 p.m.; John Harbaugh at 3 p.m.  
**SAINTS (THURS.):** QB Drew Brees at 3 p.m.; Sean Payton at 4 p.m.

### CALLING THE ACTION

- LOCAL RADIO: WBAL RADIO (1090 AM) / 98Rock (97.9 FM)**  
- Gerry Sandusky (play-by-play)  
- Stan White (analyst) – Qadry Ismail (analyst)
- NATIONAL RADIO: WESTWOOD ONE SPORTS**  
- Kevin Harlan (play-by-play) – Dan Fouts (analyst)  
- Mark Malone (sideline)
- TELEVISION: ESPN / MONDAY NIGHT FOOTBALL (WBAL / CH. 11 LOCAL)**  
- Mike Tirico (play-by-play) – Jon Gruden (analyst)  
- Lisa Salters (sideline)

### HARBS SAYS

“We focus on our team, but every now and then, you need to rise up and take a peek and see what’s going on around the league. Every team has a tough week or weeks – one team is up, and another is down. What’s obvious is that it’s going to be a fight until the end, and we want to make sure we’re in that fight. The only way to do that is to focus on this week, this game and be the best we can be right now. It’s going to be that way the rest of the season, and we can do it. We’re capable of being in the fight. Do we have weakness? Yes, and so do other teams.”

### INJURY REPORT

**WR/RS Michael Campanaro** (hamstring) missed the past two games, while **G/T Jah Reid** (hand) was out for the Nov. 9 win vs. Tennessee. **CB/RS Asa Jackson** (toe) is on Injured Reserve - Designated for Return. Key players on Injured Reserve include standout starters **TE Dennis Pitta** (hip) and **CB Jimmy Smith** (foot). Also on IR are **LS Morgan Cox** (knee), **DE Kapron Lewis-Moore** (Achilles), veteran **CB Aaron Ross** (Achilles) and rookie fourth-round draft pick **DE Brent Urban** (knee).

### WHAT'S GOING ON?

#### RAVENS HISTORICALLY STRONG AFTER THE BYE WEEK

In team history, Baltimore is 12-6 all time coming off its bye week. The Ravens have won 10 of their last 12 following a bye (dating back to 2002) and are 5-1 under head coach **John Harbaugh** in such games.

#### BEST RECORDS AFTER THE BYE WEEK / SINCE 2002

| Rk. | Team                | Record | Pct. |
|-----|---------------------|--------|------|
| 1.  | Green Bay Packers   | 11-2   | .846 |
|     | Philadelphia Eagles | 11-2   | .846 |
| 3.  | Baltimore Ravens    | 10-2   | .833 |

### NOTE THE QUOTE

**SECONDARY/ASSISTANT HEAD COACH STEVE SPAGNUOLO ON DEPTH**  
“We miss Jimmy [Smith] and missed ‘Webby’ [Lardarius Webb] when he wasn’t there, but guys have stepped up. We’ve tried to structure some things to help guys as they’re getting their feet underneath them. The closest thing I can remember was in 2011, when we were in St. Louis, we had eight corners on Injured Reserve. You can’t afford to lose anybody, and when you start losing them at one position, that’s tough. We have the luxury of having other guys step up. Kudos to [Ravens general manager and executive vice president] Ozzie [Newsome] and [Ravens assistant general manager] Eric [DeCosta] in getting Danny [Gorrer]. And then Anthony [Levine] developing like he has, I think it has been great. We get Asa [Jackson] back next month. We get some other guys in and out there. ‘Webby’ will continue to play well. I think we’ll be OK.”



**Tweet of the Week:** Baltimore and Dallas are the only teams to rank in the NFL's Top 10 in points scored and points allowed entering Week 12.

**Tweet of the Week II:** The Ravens' +80 scoring differential ranks third in the NFL behind New England and Green Bay (each with a +105 mark).

# 2014 TEAM INFORMATION

## SCHEDULE/RESULTS (6-4)

| Date            | Opponent                | Time/Result      |
|-----------------|-------------------------|------------------|
| Sun. Sept. 7    | CINCINNATI BENGALS      | L 16-23          |
| Thurs. Sept. 11 | PITTSBURGH STEELERS     | W 26-6           |
| Sun. Sept. 21   | at Cleveland Browns     | W 23-21          |
| Sun. Sept. 28   | CAROLINA PANTHERS       | W 38-10          |
| Sun. Oct. 5     | at Indianapolis Colts   | L 13-20          |
| Sun. Oct. 12    | at Tampa Bay Buccaneers | W 48-17          |
| Sun. Oct. 19    | ATLANTA FALCONS         | W 29-7           |
| Sun. Oct. 26    | at Cincinnati Bengals   | L 24-27          |
| Sun. Nov. 2     | at Pittsburgh Steelers  | L 23-43          |
| Sun. Nov. 9     | TENNESSEE TITANS        | W 21-7           |
| Sun. Nov. 16    | BYE                     |                  |
| Mon. Nov. 24    | at New Orleans Saints   | 8:30 p.m. (ESPN) |
| Sun. Nov. 30*   | SAN DIEGO CHARGERS      | 1:00 p.m.        |
| Sun. Dec. 7*    | at Miami Dolphins       | 1:00 p.m.        |
| Sun. Dec. 14*   | JACKSONVILLE JAGUARS    | 1:00 p.m.        |
| Sun. Dec. 21*   | at Houston Texans       | 1:00 p.m.        |
| Sun. Dec. 28*   | CLEVELAND BROWNS        | 1:00 p.m.        |

All Game Times Eastern \* Flexible Scheduling Games

## SPOTLIGHT: JUSTIN TUCKER



**Pos:** K **Ht:** 6-0 **Wt:** 189 **Exp. (NFL/Ravens):** 3/3  
**College:** Texas **Hometown:** Austin, TX

**Some people fear that kicking is being faded out of the game. What can the NFL do to put more of the "foot" in football?** "I don't think the game needs to be changed. Taking parts of the game away for safety reasons, but then modifying other parts of the game in order to make it more interesting, there

is a lack of consistency there. To that tune, I will be consistent and say that the game should not be changed. Fantasy football is all good and well, but that's fantasy. Reality football is great and doesn't need to be changed. I'm too much of a purist to say, 'Let's change it just because it sounds fun.' The scoring system has worked well for so long. There's no need to mix it up unless there's an issue of safety concern, which there isn't."

**Fox Sports named you "The Most Interesting Man in the NFL" last year. Who is the most interesting man in the Ravens' locker room?** "That's tough, because we have a lot of interesting characters. For defense, it goes without saying that Terrell Suggs is an interesting guy. He's a renaissance man in his own right. He's into the fine arts – especially cinema. On offense, Kyle Juszczyk. He's a pretty interesting guy – so interesting, I think it would make total sense for him to be the next contestant on The Bachelor."

**What comes to mind when you hear "Superdome?"** "There are so many emotions – all positive, like pride, legacy and love. That [2012] group that came through there for Super Bowl XLVII, as the saying goes, 'We will walk together forever.' That said, I'm still pretty early on in this 'kicking footballs thing.' The more of those experiences that I can be a part of, especially with such a great group like we have around here, the better."

**Who is your favorite all-time kicker?** "It's a tie between three guys, in no particular order: Matt Stover, Adam Vinatieri and Phil Dawson. They are all great kickers, but even better guys. What I respect about them is they've done it for a long time, they've done it in tough conditions, and they've done it consistently well. I just hope I can do the same in my career."

**Ping Pong is a big activity in the Ravens' locker room. What does that do for the team?** "They are all 'C' words: cardio, camaraderie and competitiveness. I get a pretty good sweat going when I play several games in a row. It gets the legs warmed up. With Ping Pong, not only are you working out your body, but it's also your mind. Especially with Joe [Flacco], he and I get into some intense matches."

**What comes to mind when you hear the following: John Harbaugh:** "Leader, friend and mentor." **Jerry Rosburg:** "All three of those apply, too, but for Jerry, I'll also say 'stoic.'" **Sam Koch:** "Salty competitor."

## AFC NORTH STANDINGS

| Teams            | W        | L        | T        | Home       | Road       | Div.       | Con.       | PF         | PA         | Streak       |
|------------------|----------|----------|----------|------------|------------|------------|------------|------------|------------|--------------|
| Cincinnati       | 6        | 3        | 1        | 4-1-1      | 2-2        | 2-1        | 4-3        | 224        | 221        | Won 1        |
| Pittsburgh       | 7        | 4        | 0        | 4-1        | 3-3        | 2-2        | 6-3        | 288        | 263        | Won 1        |
| <b>Baltimore</b> | <b>6</b> | <b>4</b> | <b>0</b> | <b>4-1</b> | <b>2-3</b> | <b>2-3</b> | <b>3-4</b> | <b>261</b> | <b>181</b> | <b>Won 1</b> |
| Cleveland        | 6        | 4        | 0        | 4-2        | 2-2        | 2-2        | 4-4        | 216        | 195        | Lost 1       |

## NOTE OF THE WEEK I

The Ravens and Saints feature two of the NFL's top offenses when it comes to sustaining drives and maximizing time on the field. New Orleans and Baltimore rank 1 and 3, respectively, in fewest three-and-outs this season entering Week 12's Monday Night battle.

### FEWEST THREE-AND-OUTS / OFFENSIVE DRIVES (2014 Season)

| Rk. | Team                      | Series     | 3&O Drives | 3&O Pct.    |
|-----|---------------------------|------------|------------|-------------|
| 1.  | <b>New Orleans Saints</b> | <b>106</b> | <b>13</b>  | <b>12.3</b> |
| 2.  | Miami Dolphins            | 114        | 14         | 12.3        |
| 3.  | <b>Baltimore Ravens</b>   | <b>112</b> | <b>15</b>  | <b>13.4</b> |

## NOTE OF THE WEEK II

The Ravens are 21-8 in the month of November under head coach **John Harbaugh** (since 2008), ranking as the NFL's second-best such mark. The New Orleans Saints are first at 19-7.

### NFL'S BEST RECORDS IN NOVEMBER (John Harbaugh Era / Since 2008)

| Rk. | Team                    | Record      | Pct.        |
|-----|-------------------------|-------------|-------------|
| 1.  | New Orleans Saints      | 19-7        | .731        |
| 2.  | <b>Baltimore Ravens</b> | <b>21-8</b> | <b>.724</b> |
| 3.  | Dallas Cowboys          | 19-8        | .704        |
| 4.  | New England Patriots    | 17-8        | .680        |

## NOTE OF THE WEEK III

**K Justin Tucker** is a perfect 10-for-10 in three career games played indoors. Those figures include a 2-of-2 output at the Superdome in Super Bowl XLVII (19- and 38-yard FGs) and an incredible 6-of-6 performance on Monday Night Football at Detroit in 2013 (Dec. 16). In that 18-16 Ravens' victory, "Tuck" became the first NFL kicker ever to connect from the 20-, 30-, 40-, 50- & 60-yard range in a contest (his 61-yarder with :38 remaining won the game).

## NUMBERS TO RAVE ABOUT

**8**

The number of times the Ravens, under head coach **John Harbaugh** (since 2008), have played on Monday Night Football, with **seven** of those games coming on the road. (Baltimore is 5-3 in these MNF games with Harbs at the helm, including 4-3 away.)

**10.5**

Sacks by **OLB Elvis Dumervil** this season, tying (Connor Barwin) for the NFL's second most entering Week 12.

**85.5**

Sack yards by **OLB Elvis Dumervil** this season, ranking as the NFL's most heading into Monday's game at New Orleans.

**99.5**

Career sacks for **OLB Terrell Suggs**, including 5 this season. With a half-sack, Suggs can become the 31st player in league history (since sacks became an official stat in 1982) to hit the 100 milestone.

# QUOTH THE RAVENS

BALTIMORE



FOOTBALL

---

“The Baltimore Ravens’ season is only a little over halfway complete, and this year’s rookie class has already distinguished itself as the most immediately productive in coach John Harbaugh’s seven seasons. No other group of rookies have been on the field more than this year’s one. Seven first-year players have logged at least 95 snaps this season. How special is that? The previous six rookie classes have never had more than four players contribute that much for an entire season, much less the first 10 games of a season like these current rookies.”

- *ESPN.com’s Jamison Hensley on the Ravens’ 2014 rookie class*

---

**Head coach John Harbaugh on what he thinks of the competitive race in the AFC North at this point:**

“I probably feel the same way I felt about it when the season opened. It’s the best division in football. That’s only going to serve to make us all better in the end. It’s going to be a dog fight right to the end. We just need to do our part. We understand how good the other three teams are in our division and how well they’re going to play down the stretch. That should just serve further notice to us in terms of how we’ll need to play.”

**TE Owen Daniels on how impressed he is with the way the Ravens organization takes care of distractions:**

“I think everyone does a great job of that – top to bottom. We have great leadership starting from the top. [Head] coach [John] ‘Harbs’ [Harbaugh] does an awesome job of keeping things in perspective and keeping us focused on the right thing, keeping us focused on things that we can worry about. If you can’t change it, there’s no need to worry about it that much if we can’t do anything about it. But we’re focused on what we can do. All the guys in the locker room have a good head on their shoulders, and like I said, it comes from the top down.”

**OLB Terrell Suggs on him and OLB Elvis Dumervil collecting the bulk of the Ravens’ sacks this season:**

“We always give each other a hard time. He’s leading right now; I’m trying to catch him. But I think what we’re both doing is pretty phenomenal for the team. I think it’s fun, it’s exciting. I never had a guy on the other side of the [defense] as a pass-rush specialist like that, so it’s definitely a good thing for the team.”

**OLB Elvis Dumervil on OLB Terrell Suggs closing in on 100 career sacks (Suggs is at 99.5):**

“You get to three digits, 100 sacks, I think those are yellow jacket [Hall of Fame] types of accolades. He has been a great player for a long time. Whenever you get to almost 100 sacks, that’s a hell of an accomplishment.”

**RB Justin Forsett looking ahead to the final six games of the season after his 721-yard rushing start:**

“I want to be able to do more than this in the next half [of the season]. There’s always going to be doubters. There’s always going to be people that want to limit me and put me in boxes. It’s my job to go out there and try to break them.”

**Fox Sports’ Brendon Ayanbadejo, a former Raven, on head coach John Harbaugh having the Ravens poised for a second-half surge:**

“John Harbaugh and the Ravens have a plan to get into the playoffs. They are built for November and December. ... They get stronger as the season progresses. And this is how they do it: They implement a taper in the second half. Training camps are long, physical and grueling. They believe this builds a season-long callous. The first half of the season, the Ravens continue to have hard, physical practices. However, in the second half, the shoulder pads come off, meeting times in the morning are pushed back. Practices become more mental than physical. This translates into better performance on the field and well-rested and recovered players. Harbaugh took this formula from his mentor, Andy Reid, during the time they spent in Philadelphia.”

**ESPN.com’s Matt Williamson on the Ravens’ chances of winning the AFC North after 10 games played:**

“Baltimore has the best roster and best coach in my opinion. The Ravens have that ‘been there, done that’ attribute as well and are known to get hot down the stretch. The late bye could do them and Pittsburgh well from a health perspective. It’s a super tight race.”

**Defensive coordinator Dean Pees on if he is surprised by what LB C.J. Mosley has accomplished so far this season:**

“No. He is everything we thought he was and hoped he’d be. And I think he’s playing at a very high level for a rookie. He’s a very, very intelligent football player, besides just being a good football player and a good athlete. He’s a very, very intelligent guy. A lot of times, rookies come in, and you have to teach them how to study. And that was what was always great about having Ray [Lewis] and those guys around. They kind of followed his lead for a while. [Mosley] has Daryl [Smith], and Daryl does a great job. But he’s [the] kind of guy that was like that when he came in. That’s what C.J. is, and it’s very evident in how he plays.”

**LB C.J. Mosley on what makes NT Brandon Williams suited to play nose tackle:**

“Pretty much, he’s a bully on the defensive line. He sets the tone, and he knows how to keep guys off me.”

**CB Anthony Levine on being named a starter in Week 10:**

“I’ve been waiting for this for a long time. To call myself a starting something in the NFL – whether it was safety or corner – I was happy to say that.”



# 2014 SEASON / OPPONENT INFO

## 2014 NFL RANKINGS

### OFFENSE

| Category            | --Ravens-- |      | --Saints-- |      |
|---------------------|------------|------|------------|------|
|                     | Stats      | Rank | Stats      | Rank |
| Total Offense       | 364.8      | 12   | 424.5      | 2    |
| Rush Offense        | 124.1      | 10   | 124.7      | 8    |
| Pass Offense        | 240.7      | 16   | 299.8      | 3    |
| Points Per Game     | 26.1       | 7t   | 26.1       | 7t   |
| 3rd-Down Off. %     | 39.8       | 21   | 51.6       | 1    |
| 4th-Down Off. %     | 57.1       | 8t   | 55.6       | 10   |
| Red Zone Off. (TD%) | 54.1       | 19   | 60.0       | 10   |

### DEFENSE

| Category            | --Ravens-- |      | --Saints-- |      |
|---------------------|------------|------|------------|------|
|                     | Stats      | Rank | Stats      | Rank |
| Total Defense       | 335.7      | 11   | 369.9      | 20   |
| Rush Defense        | 84.5       | 5    | 114.7      | 19t  |
| Pass Defense        | 251.2      | 21   | 255.2      | 24   |
| Points Per Game     | 18.1       | 5    | 25.2       | 21   |
| 3rd-Down Def. %     | 41.8       | 17   | 45.7       | 30   |
| 4th-Down Def. %     | 37.5       | 10t  | 80.0       | 30t  |
| Red Zone Def. (TD%) | 46.9       | 5    | 61.3       | 24   |

### TEAM

| Category       | --Ravens-- |      | --Saints-- |      |
|----------------|------------|------|------------|------|
|                | Stats      | Rank | Stats      | Rank |
| Turnover Diff. | +1         | 13t  | -9         | 27t  |
| Penalties      | 60         | 10   | 52         | 4    |
| Penalty Yards  | 513        | 9    | 448        | 6    |

## SERIES HISTORY

- **Regular Season Series:** Ravens lead, 4-1.
- **Under John Harbaugh:** Ravens are 1-0.

### RAVENS-SAINTS ALL-TIME SERIES

| Date     | Winner | Score/Site           | Attend. |
|----------|--------|----------------------|---------|
| 09/29/96 | Ravens | 17-10 Baltimore      | 61,063  |
| 12/19/99 | Ravens | 31-8 Baltimore       | 67,597  |
| 12/08/02 | Saints | 37-25 Baltimore      | 69,334  |
| 10/29/06 | Ravens | 35-22 at New Orleans | 69,152  |
| 12/19/10 | Ravens | 30-24 Baltimore      | 71,432  |

## SUCCESS VS. THE NFC

The Ravens have won five straight games vs. NFC foes. Under head coach **John Harbaugh**, Baltimore is 18-9 (.667) in games vs. the "other" conference, ranking as the second-best such mark by an AFC team since his 2008 head coaching arrival.

### AFC'S BEST RECORDS VS. THE NFC

| Rk. | Team                    | Record      | Pct.        |
|-----|-------------------------|-------------|-------------|
| 1.  | New England Patriots    | 20-6        | .769        |
| 2.  | <b>Baltimore Ravens</b> | <b>18-9</b> | <b>.667</b> |
| 3.  | Pittsburgh Steelers     | 17-9        | .654        |

## RAVENS ON PRIMETIME

| ALL-TIME (SINCE 1996)          | HARBAUGH ERA (SINCE 2008)     |
|--------------------------------|-------------------------------|
| Overall Record . . . . . 27-25 | Overall Record . . . . . 16-8 |
| Sunday Record . . . . . 13-11  | Sunday Record . . . . . 6-3   |
| Monday Record . . . . . 9-9    | Monday Record . . . . . 5-3   |
| Thursday Record . . . . . 4-4  | Thursday Record . . . . . 4-2 |
| Saturday Record . . . . . 1-1  | Saturday Record . . . . . 1-0 |

## RAVENS/SAINTS LEADERS

### PASSING YARDS (TDS/INTS)

Joe Flacco . . . . . 2,521 (17/8)      Drew Brees . . . . . 3,071 (19/10)

### RUSHING YARDS (YPC)

Justin Forsett . . . . . 721 (5.4)      Mark Ingram . . . . . 618 (4.5)  
 Lorenzo Taliaferro . . . . . 257 (4.2)      Khiry Robinson . . . . . 330 (5.2)  
 Bernard Pierce . . . . . 229 (3.6)      Pierre Thomas . . . . . 133 (4.4)

### RECEIVING YARDS (CATCHES)

Steve Smith Sr. . . . . 728 (49)      Jimmy Graham . . . . . 623 (59)  
 Torrey Smith . . . . . 446 (27)      Brandin Cooks . . . . . 550 (53)  
 Owen Daniels . . . . . 348 (35)      Marques Colston . . . . . 536 (34)

### POINTS

Justin Tucker . . . . . 83      Shayne Graham . . . . . 73  
 Torrey Smith . . . . . 36      Jimmy Graham . . . . . 42  
 Justin Forsett . . . . . 32      Mark Ingram . . . . . 36

### INTERCEPTIONS (YARDS)

C.J. Mosley . . . . . 2 (23)      Corey White . . . . . 2 (2)  
 Haloti Ngata . . . . . 2 (16)      Four Players . . . . . 1 (55 total)

### SACKS (YARDS)

Elvis Dumervil . . . . . 10.5 (-85.5)      Junior Galette . . . . . 6 (-30)  
 Terrell Suggs . . . . . 5 (-36)      Cameron Jordan . . . . . 5 (-40)  
 Pernell McPhee . . . . . 4 (-27)      Parys Haralson . . . . . 3 (-7)

### TACKLES (SOLO)

C.J. Mosley . . . . . 87 (55 solo)      Curtis Lofton . . . . . 93 (63)  
 Daryl Smith . . . . . 83 (45 solo)      Rafael Bush . . . . . 54 (43)  
 Darian Stewart . . . . . 40 (30 solo)      Kenny Vaccaro . . . . . 49 (37)

## LAST GAME'S RECAP

### BALTIMORE RAVENS - 21, TENNESSEE TITANS - 7

M&T Bank Stadium • Baltimore, MD • Nov. 9, 2014

After falling behind 7-0 in the first quarter to the visiting Titans, who were coming off their bye week, the Ravens rebounded to secure a 21-7 victory on Nov. 9 at M&T Bank Stadium. While the Titans produced 2 long drives and 142 total yards in that initial period, the Ravens ran just 4 plays for 8 yards. By halftime, Baltimore's offense had just 86 total yards and no third-down conversions. Meanwhile, the Ravens' defense came alive, holding the Titans to 8 punts and an interception on their final 9 possessions of the game. Tennessee produced just 45 yards in the second half, the fifth fewest ever allowed by the Ravens in the final two quarters. Until the Titans' final possession of the game, the Ravens held them to 7 three-and-outs and 1 four-and-out over almost three quarters (since the end of the first). Titans rookie QB Zach Mettenberger was sacked 5 times, 2.5 by **OLB Elvis Dumervil** and 1.5 by **OLB Terrell Suggs**. The Titans opened the game with a 15-play, 79-yard drive that ended when RB Shonn Greene fumbled (forced by **DT Haloti Ngata**) at the 1-yard line, and the ball was recovered by Baltimore's **DE Lawrence Guy**. Tennessee came right back after a Ravens' three-and-out with a 9-play, 58-yard series that ended with Mettenberger hitting RB Leon Washington for a 3-yard touchdown and a 7-0 lead. The Ravens tied the game at 7 in the second quarter on **RB Justin Forsett's** 9-yard TD scamper around the left side. Forsett's 11-yard sprint to the end zone in the third quarter gave the Ravens a 14-7 lead. That was increased to 21-7 at the 13:09 mark of the fourth quarter after **QB Joe Flacco** hit **WR Torrey Smith** with a 32-yard TD strike. The Ravens ended the game with two kneel-downs at the Titans' 1-yard line. Flacco finished with 16 completions on 27 attempts for 169 yards. Smith caught 5 of those for 75 yards, while Forsett led all rushers with 112 yards on 20 carries.

# OPPONENT INFO / GAME NOTES

## STANDOUTS VS. SAINTS

### QB JOE FLACCO

| Record | Att. | Cmp. | Pct. | Yds | TDs | INT | Rate  |
|--------|------|------|------|-----|-----|-----|-------|
| 1-0    | 20   | 10   | 50.0 | 172 | 2   | 0   | 112.9 |

- Flacco helped lead the Ravens to a 30-24 win over New Orleans in Baltimore on 12/19/10.

### TE OWEN DANIELS

| G | Rec. | Yds | Avg. | LG | TDs | 1st | 25+ |
|---|------|-----|------|----|-----|-----|-----|
| 2 | 10   | 150 | 15.0 | 24 | 1   | 9   | 0   |

- Daniels has posted 5 catches in each of his two games vs. New Orleans, registering a TD on 9/25/10 while playing for Houston.

### LB DARYL SMITH

| G | TT | Solo | AS | INT  | TD | FF | FR | Sk-Yds | PD |
|---|----|------|----|------|----|----|----|--------|----|
| 2 | 14 | 12   | 2  | 1-25 | 0  | 0  | 0  | 1-9    | 1  |

- While playing for Jacksonville on 10/2/11, Smith had a monster game, posting 8 tackles, 1 sack (-9 yards) and 1 INT, which he returned 25 yards.

### WR STEVE SMITH SR.

| G  | Rec. | Yds   | Avg. | LG | TDs | 1st | 25+ |
|----|------|-------|------|----|-----|-----|-----|
| 23 | 99   | 1,493 | 15.1 | 66 | 10  | 62  | 18  |

- Smith's 99 catches vs. New Orleans rank as the second most he has against any one team in his career (103 vs. TB). His 1,493 receiving yards are also second, only to Tampa Bay (1,514).

- Smith has 10 receiving TDs against New Orleans, the most he's tallied vs. any one team in his career.

- Smith's 10 receiving TDs are the most any active player has scored vs. New Orleans and the fifth most against the Saints in their all-time history.

### OLB TERRELL SUGGS

| G | TT | Solo | AS | INT | TD | FF | FR | Sk-Yds | PD |
|---|----|------|----|-----|----|----|----|--------|----|
| 2 | 4  | 4    | 0  | 0-0 | 0  | 1  | 0  | 1-5    | 1  |

- Suggs had 1 sack (-5 yards) and a FF in the Ravens' 30-24 win over New Orleans in Baltimore on 12/19/10.

## 2014 TALE OF THE TAPE

| Category                | Ravens | Saints |
|-------------------------|--------|--------|
| Record                  | 6-4    | 4-6    |
| Current Streak          | Won 1  | Lost 2 |
| Points Scored           | 261    | 261    |
| TDs Scored              | 29     | 31     |
| Rushing TDs Scored      | 11     | 12     |
| Passing TDs Scored      | 17     | 19     |
| TDs on Returns          | 1      | 0      |
| Points Against          | 181    | 252    |
| TDs Allowed             | 20     | 28     |
| Rushing TDs Allowed     | 6      | 10     |
| Passing TDs Allowed     | 14     | 16     |
| TDs Allowed by Return   | 0      | 2      |
| Time of Possession Avg. | 30:08  | 31:13  |
| KOR Avg. For.           | 31.0   | 23.4   |
| KOR Avg. Against        | 23.9   | 25.8   |
| PR Avg. For             | 8.2    | 3.5    |
| PR Avg. Against         | 7.8    | 3.4    |
| Sacks                   | 25     | 22     |
| Sacks Allowed           | 14     | 14     |
| Interceptions           | 6      | 6      |
| Interceptions Thrown    | 8      | 10     |

## KEY CONNECTIONS

### PRO CONNECTIONS

- Ravens head coach **John Harbaugh** and offensive line coach **Juan Castillo** and Saints head coach **Sean Payton** and assistant head coach/LBs coach **Joe Vitt** served on the Philadelphia Eagles' staff during the 1998 season. Harbaugh was the Eagles' special teams coordinator, while Payton was the quarterbacks coach.

- Ravens secondary/assistant head coach **Steve Spagnuolo** served as the Saints' defensive coordinator during the 2012 season. Spagnuolo led a defensive unit that finished with 15 INTs (including 4 returned for TDs) and 11 FFs.

- Ravens assistant defensive backs coach **Chris Hewitt** signed with New Orleans as a rookie free agent in 1997 and played in 39 games (four starts). Hewitt played as a defensive back, serving primarily as a special teams performer for the Saints.

- From 2000-04, Ravens east-regional scout **Andy Weidl** was the Saints' northeast area scout and covered Big East and ACC schools.

- Saints assistant head coach/LBs coach **Joe Vitt** was the strength/quality control coach for the Baltimore Colts from 1979-81. He was also a three-year letterman (1974-75, 1977) as a linebacker at Towson (MD) State University.

- Ravens **CB Danny Gorrer** was initially signed as an undrafted free agent by the Saints in 2009.

- Saints **G Ben Grubbs** was originally selected by Baltimore as the 29th-overall pick in the 2007 draft and played five seasons for the team. He started a total of 70 games, earning Pro Bowl honors in 2011.

- Saints **K Shayne Graham** was signed by the Ravens in June of 2010, but was released before the start of the regular season. Graham was again signed by the Ravens on December 21, 2011, making 2 FGs and 2 PATs in one game, before being released.

### COLLEGE CONNECTIONS

- Between the two teams, five players have won BCS National Championships at Alabama over the past several seasons. Those with two rings include Ravens **LB C.J. Mosley** (2011-12) and **OLB Courtney Upshaw** (2009 and 2012) and Saints **S Vinnie Sunseri** (2011-12). Saints **RB Mark Ingram** and **DL Brandon Deaderick** won one title (2009) with Upshaw. Sunseri's father, Sal, was the assistant head coach/linebackers coach at Alabama (2009-11), where he tutored both Mosley and Upshaw.

- Ravens **T Rick Wagner** and Saints **WR Nick Toon** were staples in Wisconsin's offense from 2008-11. The 2011 season was also Ravens RBs coach **Thomas Hammock's** first season with the Badgers.

- Ravens **K Justin Tucker** played with Saints **S Kenny Vaccaro** at Texas from 2009-10. In 2010, the Longhorns were crowned Big 12 Champions and advanced to the BCS title game.

### HOMETOWN/HIGH SCHOOL CONNECTIONS

- Ravens **WR/RS Jacoby Jones** is from New Orleans and went to St. Augustine HS, before transferring to Marion Abramson HS his junior year. Jones and Saints **WR Robert Meachem** annually host a football camp together each spring in New Orleans.

- Saints **T Tavon Rooks** (practice squad) was born in Baltimore and attended Woodlawn (Randallstown) HS, just 10 minutes away from the Ravens' training facility in Owings Mills.

- Saints **WR Brandon Coleman** (practice squad) prepped at Bishop McNamara (Forestville, MD) HS.

- Ravens **K Justin Tucker** and Saints **QB Drew Brees** are both graduates of Westlake (TX) HS, and each competed in the Texas 5A State Championship game. Brees claimed the lone title between the two following a perfect 16-0 season as a senior (1996).

# OPPONENT INFORMATION

## LAST GAME VS. NEW ORLEANS: RAVENS 30, SAINTS 24 (12/19/10)

The Ravens jumped out to a 21-7, second-quarter lead and held off the defending Super Bowl champion Saints in the fourth quarter to win, 30-24, at M&T Bank Stadium. New Orleans, held to 269 yards, rallied to tie the game at 24 with 11:34 left in the final period. But, the Ravens responded with 2 K Billy Cundiff field goals (32 and 27 yards) while holding QB Drew Brees and the Saints' offense scoreless on their final two possessions. RB Ray Rice, who produced his most scrimmage yards (233) in a game in his three-year career, scored 2 of the Ravens' first 3 TDs (10-yard run and 17-yard pass from QB Joe Flacco). Rice rushed 31 times for 153 yards and caught 5 for 80 more. Flacco, who also threw a 34-yard TD pass to rookie TE Ed Dickson (his first-career TD catch) in the first quarter, completed 10 of 20 for 172 yards. DE Cory Redding intercepted Brees' final pass of the game on a ball tipped by DT Haloti Ngata. Brees completed 29 of 46 passes for 267 yards with 3 TDs, while the Saints were held to just 27 rushing yards on 14 attempts. The 27 rushing yards allowed were the fifth-lowest by an opponent in Ravens history. With the victory, the Ravens have won 15 of 16 games against the NFC in Baltimore, including nine straight. The team also improved to 20-2 when rushing for at least 125 yards in the John Harbaugh Era (2008-10).

### NEW ORLEANS SAINTS

#### OFFENSE

WR 12 M. Colston  
LT 74 J. Bushrod  
LG 77 C. Nicks  
C 76 J. Goodwin  
RG 73 J. Evans  
RT 78 J. Stinchcomb  
TE 88 J. Shockey  
TE 64 Z. Strief  
WR 19 D. Henderson  
QB 9 D. Brees  
RB 23 P. Thomas

#### DEFENSE

LE 96 A. Brown  
NT 92 R. Ayodele  
DT 98 S. Ellis  
RE 91 W. Smith  
SLB 55 D. Clark  
MLB 51 J. Vilma  
WLB 58 S. Shanle  
LCB 33 J. Greer  
SS 41 R. Harper  
FS 27 M. Jenkins  
RCB 22 T. Porter

### BALTIMORE RAVENS

#### OFFENSE

WR 85 D. Mason  
LT 74 M. Oher  
LG 66 B. Grubbs  
C 77 M. Birk  
RG 65 C. Chester  
RT 73 M. Yanda  
TE 83 E. Dickson  
WR 81 A. Boldin  
QB 5 J. Flacco  
FB 33 L. McClain  
RB 27 R. Rice

#### DEFENSE

DT 92 H. Ngata  
DE 97 K. Gregg  
DE 93 C. Redding  
RUSH 55 T. Suggs  
WILL 53 J. McClain  
MIKE 52 R. Lewis  
SAM 95 J. Johnson  
LCB 25 C. Carr  
SS 26 D. Landry  
FS 20 E. Reed  
RCB 37 J. Wilson

**OFFICIALS** – Referee: Walt Anderson (66), Umpire: Bill Schuster (129), Head Linesman: Philip McKinnely (110), Line Judge: Byron Boston (18), Side Judge: James Coleman (95), Field Judge: Jim Quirk (63), Back Judge: Billy Smith (2)



OLB Terrell Suggs' sack on 12/19/10



QB Joe Flacco on 12/19/10

|             | 1 | 2  | 3 | 4 | OT | TOTAL | FIELD GOALS - made ( ) & missed |
|-------------|---|----|---|---|----|-------|---------------------------------|
| NEW ORLEANS | 7 | 7  | 3 | 7 | 0  | 24    | G. Hartley (47)                 |
| BALTIMORE   | 7 | 14 | 3 | 6 | 0  | 30    | B. Cundiff (33, 32, 27)         |

| TEAM   | QTR | TIME  | PLAY DESCRIPTION (extra point)                          | DRIVE       | SCORE |
|--------|-----|-------|---|-------------|-------|
| Saints | 1   | 9:03  | J. Graham 18 yd. pass from D. Brees (G. Hartley kick)   | 7-60, 3:08  | 7-0   |
| Ravens | 1   | 4:43  | E. Dickson 34 yd. pass from J. Flacco (B. Cundiff kick) | 9-76, 4:20  | 7-7   |
| Ravens | 2   | 14:20 | R. Rice 10 yd. run (B. Cundiff kick)                    | 9-58, 4:15  | 7-14  |
| Ravens | 2   | 10:05 | R. Rice 17 yd. pass from J. Flacco (B. Cundiff kick)    | 5-34, 3:05  | 7-21  |
| Saints | 2   | 0:22  | J. Graham 1 yd. pass from D. Brees (G. Hartley kick)    | 9-92, 2:52  | 14-21 |
| Saints | 3   | 6:24  | J. Hartley 47 yd. Field Goal                            | 7-20, 4:08  | 17-21 |
| Ravens | 3   | 2:15  | B. Cundiff 33 yd. Field Goal                            | 9-59, 4:09  | 17-24 |
| Saints | 4   | 11:34 | L. Moore 15 yd. pass from D. Brees (G. Hartley kick)    | 11-80, 5:41 | 24-24 |
| Ravens | 4   | 10:03 | B. Cundiff 32 yd. Field Goal                            | 5-66, 1:31  | 27-24 |
| Ravens | 4   | 0:09  | B. Cundiff 27 yd. Field Goal                            | 4-9, 1:38   | 30-24 |

### TEAM STATISTICS

|   | SAINTS       | RAVENS       |
|---|--------------|--------------|
| First Downs (total-rush-pass-penalty)                     | 21-3-16-2    | 17-8-6-3     |
| Total Yards – Plays – Average                             | 269-63-4.3   | 356-62-5.7   |
| Net Yards Rushing – Rushes – Average                      | 27-14-1.9    | 208-39-5.3   |
| Net Yards Passing – Times Thrown – Yds Lost – Gross Pass. | 242-3-25-267 | 148-3-24-172 |
| Passes Attempted – Completed – Intercepted                | 46-29-1      | 20-10-0      |
| Punts / Number – Average                                  | 6-42.2       | 5-38.6       |
| Penalties / Number – Yards                                | 6-68         | 10-68        |
| Fumbles / Number – Lost                                   | 2-0          | 0-0          |

## 2014 SAINTS SNAPSHOT

**Week 11 Recap:** New Orleans dropped its second-straight game at home by losing to Cincinnati, 27-10, last Sunday. QB Drew Brees connected on 33 of 41 passing attempts (80.5%) for 255 yards and 1 TD. Nine different Saints receivers caught a pass in the contest, including **WR Marques Colston**, who led the team with 56 yards on 4 receptions.

**Sean Payton:** Since Payton's 2006 arrival, the Saints have claimed five playoff appearances, three NFC South titles, two NFC Championship berths and the Super Bowl XLIV title. Payton, who owns an 83-49 career record (.629), has led New Orleans to Top 10 offensive rankings in each of his eight seasons, including finishing No. 1 in the NFL in 2011 (with a league-record 7,474 yards), 2009, 2008 and 2006.

**Offense:** New Orleans owns the NFL's second-ranked offense (424.5 ypg), placing third and eighth in passing (299.8) and rushing (124.7), respectively. **QB Drew Brees** leads the league in completion percentage (69.5%), totaling the NFL's fourth-highest passing yards (3,071). **TE Jimmy Graham** leads the team with 623 yards and 7 TDs receiving, while **RB Mark Ingram** paces the run game with 618 yards and a career-best 6 TDs.

**Defense:** The Saints are 20th in total defense, allowing 369.9 yards per game. **LB Curtis Lofton** leads New Orleans' unit with 93 tackles, which rank sixth in the NFL. **LB Junior Galette** (6) and **DE Cameron Jordan** (5) have combined for 11 sacks this year, accounting for half of the team's



# RAVENS WINNING WAYS

## SUPER BOWL CHAMPIONS



**Owner Art Modell - 2000**  
Super Bowl XXXV

In a magnificent effort showcasing thrilling performances by their defense, offense and special teams units, the Baltimore Ravens win Super Bowl XXXV with a 34-7 victory over the New York Giants. Allowing the Giants a meager 152 total net yards, New York's attack crosses midfield just twice, while Baltimore's "D" posts 4 INTs. LB Ray Lewis is named the game's MVP, capping an accolade-filled season in which he was also tabbed the NFL's Defensive Player of the Year.



**Owner Steve Bisciotti - 2012**  
Super Bowl XLVII

Baltimore defeats San Francisco, 34-31, in Super Bowl XLVII, capturing the franchise's second World Championship. After an amazing first-half performance, the Ravens take a commanding 28-6 lead. But following a bizarre, 34-minute power outage that halts play, the 49ers storm back into contention. Clinging to a 34-29 edge late in the game, the Ravens stand firm on a pivotal goal-line stand, jamming SF on four-straight plays inside the 7-yard line. QB Joe Flacco is named the game's MVP.

## BEST POSTSEASON MARK

### PLAYOFF WINNING PERCENTAGE / SINCE 1970 MERGER

| Rk. | Team                     | Record | Pct. |
|-----|--------------------------|--------|------|
| 1.  | Baltimore Ravens**       | 14-7   | .667 |
| 2.  | New York Giants****      | 20-11  | .645 |
| 3.  | Pittsburgh Steelers***** | 33-20  | .623 |
| 4.  | San Francisco 49ers***** | 30-19  | .612 |
| 5.  | Dallas Cowboys*****      | 32-21  | .604 |

\* Number of Super Bowl Titles

## JOHN HARBAUGH ERA

(SINCE 2008)

### PLAYOFF BERTHS

1. Baltimore Ravens . . . . . 5
- Green Bay Packers . . . . . 5
- Indianapolis Colts . . . . . 5
- New England Patriots . . . 5
5. Atl., Cin., NO, Phi. . . . . 4

### TOTAL WINS

1. New England Patriots . . 84
2. Baltimore Ravens . . . . . 77
3. Green Bay Packers . . . . 73
- Pittsburgh Steelers. . . . 73
5. New Orleans Saints . . . 72

### PLAYOFF WINS

1. Baltimore Ravens . . . . . 9
2. Green Bay Packers . . . . . 5
- New Orleans Saints . . . . . 5
- Pittsburgh Steelers . . . . . 5
- San Francisco, Seattle . . . 5

### PLAYOFF GAMES

1. Baltimore Ravens . . . . . 13
2. Green Bay Packers . . . . . 9
- New England Patriots . . . 9
4. Indianapolis Colts . . . . . 8
- New Orleans, San Francisco . . 8

### AFC TITLE GAMES

1. Baltimore Ravens . . . . . 3
- New England Patriots . . . 3
3. New York Jets . . . . . 2
- Pittsburgh Steelers. . . . . 2
5. Denver, Indianapolis . . . . 1

### PLAYOFF ROAD WINS

1. Baltimore Ravens . . . . . 6
2. New York Jets . . . . . 4
3. Green Bay Packers . . . . . 3
- San Francisco 49ers . . . . . 3
5. NY Giants, Philadelphia . . 2

### REG. SEASON WIN %

1. New England Patriots . . 755
2. Green Bay Packers . . . . 646
3. Baltimore Ravens . . . . . 642
4. Pittsburgh Steelers. . . . 636
5. New Orleans Saints . . . 632

### REG. SEASON WINS

1. New England Patriots . . 80
2. Baltimore Ravens . . . . . 68
- Green Bay Packers . . . . . 68
- Pittsburgh Steelers. . . . . 68
5. New Orleans Saints . . . . 67

## SUPER BOWL XXXV & XLVII

The Baltimore Ravens are one of four franchises (New England, NY Giants and Pittsburgh) to win multiple Super Bowls since the year 2000.

## NFL'S WINNINGEST FRANCHISES SINCE 2000

### TOTAL WINS

1. New England Patriots . . 189
2. Indianapolis Colts . . . . . 165
3. Pittsburgh Steelers . . . . 162
4. Baltimore Ravens. . . . . 154
- Green Bay Packers. . . . . 154
6. Philadelphia Eagles . . . . 152

### SUPER BOWL BERTHS

1. New England Patriots . . . 5
2. New York Giants. . . . . 3
- Pittsburgh Steelers. . . . . 3
4. Baltimore Ravens. . . . . 2
- Indianapolis Colts . . . . . 2
- Seattle Seahawks . . . . . 2

### SUPER BOWL TITLES

1. New England Patriots . . . 3
2. Baltimore Ravens . . . . . 2
- New York Giants. . . . . 2
- Pittsburgh Steelers. . . . . 2
5. GB, Ind., NO, Sea., TB. . . . 1

### CONF. TITLE GAMES

1. New England Patriots . . . 8
2. Philadelphia Eagles . . . . 5
- Pittsburgh Steelers. . . . . 5
4. Baltimore Ravens . . . . . 4
5. Indianapolis, NY Giants . . 3
- San Francisco . . . . . 3

### WINNING SEASONS

1. New England Patriots . . 13
2. Indianapolis Colts. . . . . 12
3. Green Bay Packers . . . . . 11
4. Baltimore Ravens . . . . . 10
- Philadelphia, Pittsburgh . . 10

### PLAYOFF BERTHS

1. Indianapolis Colts. . . . . 12
2. New England Patriots . . 11
3. Green Bay Packers. . . . . 10
- Philadelphia Eagles . . . . 10
5. Baltimore Ravens . . . . . 9

### PLAYOFF GAMES

1. New England Patriots . . 26
2. Baltimore Ravens . . . . . 21
- Indianapolis Colts. . . . . 21
4. Philadelphia Eagles . . . . 20
5. Pittsburgh Steelers. . . . . 18

### PLAYOFF WINS

1. New England Patriots . . 18
2. Baltimore Ravens . . . . . 14
3. Pittsburgh Steelers. . . . . 12
4. Indianapolis, NY Giants . . 10
- Philadelphia . . . . . 10

# COACH HARBAUGH NOTES

## COACH HARBS



**John Harbaugh** has led Baltimore to a playoff berth in five (2008-12) of his first six full seasons, and in 2012, captured the franchise's second Super Bowl championship. Under his guidance, the Ravens have also secured an appearance in three AFC Championship games (2008, 2011 and 2012).

Here are several Harbaugh quick hits:

### HEAD COACH SNAPSHOT (Baltimore Ravens: 2008-14)

- Overall Career Record . . . 77-42
- Regular Season Record . . . 68-38
- at Home . . . . . 43-10
- on Road . . . . . 25-28
- vs. AFC . . . . . 50-29
- vs. AFC North . . . . . 26-15
- vs. NFC . . . . . 18-9
- Playoffs Record . . . . . 9-4
- Home Playoff Games . . . . . 2-0
- Road Playoff Games . . . . . 6-4
- Super Bowl Record . . . . . 1-0

- The Ravens are one of only four teams (GB, Ind. and NE) to earn a playoff berth in five of the past six seasons, doing so from 2008-12. Baltimore also won at least one playoff game in each of those years.
- Harbaugh is the only head coach in NFL history to win a playoff game in each of his first four and five seasons. (The Ravens made the playoffs from 2008-12.)

• John and his brother, Jim of the 49ers, are the only head coaches to advance to three conference title games in the first five years as NFL bosses.

• Harbaugh, George Seifert (49ers) and Mike Holmgren (Packers) own the most playoff victories (9) by an NFL head coach in the first six seasons of a coaching career (since the 1970 merger).

• Harbaugh has guided the Ravens to 68 regular season wins since 2008, ranking as the NFL's second most (tied with GB). Including playoffs (9-4), the Ravens are 77-42 under Harbaugh, posting the NFL's second-most total wins since his Baltimore arrival.

| NFL WINS / INCLUDING PLAYOFFS<br>(Since Coach Harbaugh's Arrival in 2008) |                      |            |
|---|----------------------|------------|
| Rk.   | Team                 | Total Wins |
| 1.  | New England Patriots | 84         |
| 2.  | Baltimore Ravens     | 77         |
| 3.  | Green Bay Packers    | 73         |

## FIVE STRAIGHT

In 2012, **John Harbaugh** became the third coach in NFL history (since 1970 merger) to guide his team to the playoffs in each of his first five seasons. The Ravens own a 9-4 playoff mark under "Harbs."

### CONSECUTIVE PLAYOFF BERTHS TO BEGIN A COACHING CAREER (Since 1970 Merger)

| Coach (Team)                  | Berths   | Seasons        |
|-------------------------------|----------|----------------|
| Bill Cowher (Steelers)        | 6        | 1992-97        |
| <b>John Harbaugh (Ravens)</b> | <b>5</b> | <b>2008-12</b> |
| Chuck Knox (L.A. Rams)        | 5        | 1973-77        |

### HEAD COACH CAREER PLAYOFF WINNING PERCENTAGE (NFL History / Min. 10 Games)

| Rk. | Coach                | Record     | Pct.        |
|-----|----------------------|------------|-------------|
| 1.  | Vince Lombardi       | 9-1        | .900        |
| 2.  | Tom Flores           | 8-3        | .727        |
| 3.  | Bill Walsh           | 10-4       | .714        |
| 4.  | Joe Gibbs            | 17-7       | .708        |
| 5.  | <b>John Harbaugh</b> | <b>9-4</b> | <b>.692</b> |
|     | Jimmy Johnson        | 9-4        | .692        |

## MAKING HIS MARK

**John Harbaugh** owns the third-best winning percentage (.647) among active NFL head coaches, compiling a 77-42 overall record (including playoffs). For active head coaches who've coached a minimum of 70 games, "Harbs" is second only to Bill Belichick.

### ACTIVE HEAD COACH CAREER WINNING PERCENTAGE (Totals Include Regular Season and Playoff Games)

| Rk. | Coach                | Team          | Seasons          | Record       | Pct.        |
|-----|----------------------|---------------|------------------|--------------|-------------|
| 1.  | Jim Harbaugh         | 49ers         | 2011-14          | 47-18-1      | .712        |
| 2.  | Bill Belichick       | Cle./NE       | 1991-95, 2000-14 | 226-116      | .663        |
| 3.  | <b>John Harbaugh</b> | <b>Ravens</b> | <b>2008-14</b>   | <b>77-42</b> | <b>.647</b> |
| 4.  | Chuck Pagano         | Colts         | 2012-14          | 29-16        | .644        |
| 5.  | Mike McCarthy        | Packers       | 2006-14          | 95-53-1      | .638        |
| 6.  | Mike Tomlin          | Steelers      | 2007-14          | 83-48        | .634        |
| 7.  | Sean Payton          | Saints        | 2006-14          | 83-49        | .629        |

## PLAYOFF RECORDS

(Active Coaches)

| Rk. | Coach                | Rec.       | Pct.        |
|-----|----------------------|------------|-------------|
| 1.  | <b>John Harbaugh</b> | <b>9-4</b> | <b>.692</b> |
| 2.  | Bill Belichick       | 19-9       | .679        |
| 3.  | Rex Ryan             | 4-2        | .667        |
| 4.  | Tom Coughlin         | 12-7       | .632        |
| 5.  | Jim Harbaugh         | 5-3        | .625        |
|     | Mike Tomlin          | 5-3        | .625        |

## SUPER BOWL TITLES

(Active Coaches)

|    |                      |          |
|----|----------------------|----------|
| 1. | Bill Belichick       | 3        |
| 2. | Tom Coughlin         | 2        |
| 3. | <b>John Harbaugh</b> | <b>1</b> |
|    | Pete Carroll         | 1        |
|    | Mike McCarthy        | 1        |
|    | Sean Payton          | 1        |
|    | Mike Tomlin          | 1        |

## PLAYOFF MILESTONES

Along with two other coaches, **John Harbaugh** has compiled the most playoff victories (9) by a head coach in his first six seasons (since the 1970 merger).

### MOST PLAYOFF WINS BY A HEAD COACH / FIRST SIX SEASONS (Since 1970 Merger)

| Coach (Team)                | Playoff Wins | Seasons        |
|-----------------------------|--------------|----------------|
| <b>John Harbaugh (Bal.)</b> | <b>9</b>     | <b>2008-13</b> |
| Mike Holmgren (GB)          | 9            | 1992-97        |
| George Seifert (SF)         | 9            | 1989-94        |
| Tom Flores (Oak./LA)        | 8            | 1979-84        |
| Joe Gibbs (Was.)            | 8            | 1981-86        |

### Only in First Five:

• "Harbs" is the only head coach in NFL history to win a playoff game in each of his first four and five seasons. He and his brother, Jim (in three seasons with the 49ers), are also the only coaches to advance to three conference title games in the first five years of a coaching career.

## RAVENS COACHING RECORDS

**John Harbaugh** is the third head coach in Ravens history, producing a 68-38 record (9-4 playoffs) in six-plus seasons with the franchise.

| Coach                | Seasons        | Regular Season Record | Playoffs Record |
|----------------------|----------------|-----------------------|-----------------|
| <b>John Harbaugh</b> | <b>2008-14</b> | <b>68-38</b>          | <b>9-4</b>      |
| Brian Billick        | 1999-2007      | 80-64                 | 5-3             |
| Ted Marchibroda      | 1996-98        | 16-31-1               | n/a             |

### JOHN HARBAUGH SEASON-BY-SEASON

| Year | Record | Playoffs (Final Result)    |
|------|--------|----------------------------|
| 2014 | 6-4    | TBD                        |
| 2013 | 8-8    | No playoff berth           |
| 2012 | 10-6   | 4-0 (won Super Bowl XLVII) |
| 2011 | 12-4   | 1-1 (lost in AFC Champ.)   |
| 2010 | 12-4   | 1-1 (lost in Divisional)   |
| 2009 | 9-7    | 1-1 (lost in Divisional)   |
| 2008 | 11-5   | 2-1 (lost in AFC Champ.)   |



# COACH HARBAUGH / ROSBURG NOTES

## HARBAUGH TIMELINE

| Team                     | Position                   | Years     |
|--------------------------|----------------------------|-----------|
| Baltimore Ravens         | Head Coach                 | 2008-14   |
| Philadelphia Eagles      | Secondary                  | 2007      |
| Philadelphia Eagles      | Special Teams Coord.       | 1998-2006 |
| Indiana University       | DBs/Special Teams Coord.   | 1997      |
| University of Cincinnati | Assistant Head Coach       | 1995-96   |
| University of Cincinnati | TEs/OLBs/RBs/Special Teams | 1989-94   |
| Morehead State           | DBs/ST Coord./S&C Coach    | 1988      |
| University of Pittsburgh | Tight Ends                 | 1987      |
| Western Michigan         | Graduate Assistant         | 1984-86   |

## RECORDS UNDER HARBAUGH

|                                  |       |
|----------------------------------|-------|
| Regular Season                   | 68-38 |
| vs. AFC North                    | 26-15 |
| vs. AFC                          | 50-29 |
| vs. NFC                          | 18-9  |
| Home                             | 43-10 |
| Away                             | 25-28 |
| On grass                         | 19-14 |
| Artificial turf                  | 49-24 |
| September                        | 17-7  |
| October                          | 13-12 |
| November                         | 21-8  |
| December                         | 14-11 |
| January                          | 3-0   |
| Leading at halftime              | 57-10 |
| Leading After 3 quarters         | 62-10 |
| When scoring first               | 49-11 |
| Positive or even turnover ratio  | 54-16 |
| Scoring 20 or more points        | 55-14 |
| Scoring 30 or more points        | 30-1  |
| Totaling 350 or more net yards   | 36-10 |
| Rushing for 150 or more yards    | 22-4  |
| Holding opp. under 250 net yards | 23-4  |
| Holding opp. under 21 points     | 54-11 |
| Holding opp. under 15 points     | 41-4  |

## AFTER 10 GAMES

On Sunday, the Ravens aim to improve their record to 7-4 for the second time under coach **John Harbaugh** (2008 – resulting in a playoff berth). With “Harbs” at the helm, the Ravens are currently 6-4 for the second time during his tenure.


### RAVENS RECORDS AFTER 10 GAMES (Under John Harbaugh)

| Year | Record After 10 | Final Record | Playoffs       |
|------|-----------------|--------------|----------------|
| 2008 | 6-4             | 11-5         | AFC Title Game |
| 2009 | 5-5             | 9-7          | Div. Game      |
| 2010 | 7-3             | 12-4         | Div. Game      |
| 2011 | 7-3             | 12-4         | AFC Title Game |
| 2012 | 8-2             | 10-6         | SB Champs      |
| 2013 | 4-6             | 8-8          | n/a            |
| 2014 | 6-4             | ?            | ?              |

## RAVENS' TWO-STRAIGHT TOP 5'S

In 2013, senior NFL writer Rick Gosselin of *The Dallas Morning News* ranked the Ravens' special teams unit No. 5 in the league in his annual comprehensive ratings system that is based on 22 categories, assigning points according to each standing — 1 for best, 32 for worst. In 2012, Gosselin ranked the Ravens' unit No. 2 in the NFL, just behind the Vikings, who finished first.

## SPECIAL FORCES



Special teams coordinator/associate head coach **Jerry Rosburg**, a 36-year coaching veteran, has guided a strong special teams group since arriving in Baltimore in 2008.

- Dating back to 2011, Baltimore has 7 total kick return TDs (3 PR & 4 KOR), ranking as the NFL's most.
- In 2012's Super Bowl season, the Ravens' ST units excelled. Led by Pro Bowl **RS Jacoby Jones**, Baltimore ranked first in the NFL in kickoff return average (27.3), also setting a team record. Jones, who became the first player ever to record dual KORs of at least 105 yards in a career, tied for a league-leading 3 kick return TDs (2 KORs & 1 PR) and averaged an NFL-best 30.7 yards per kickoff return. Jones also tied an NFL record for longest KOR in Super Bowl history with his 108-yard KOR-TD. **(In 2014's Week 9 game at Pittsburgh, Jones added another 108-yard KOR-TD to his stellar resume and now has 4 total KOR-TDs over 100 yards during his career.)**
- In 2013, Pro Bowl **K Justin Tucker** set franchise records in FGs made (38) and FGs attempted (41). Going 38-of-41 on FGs, Tucker produced a franchise-record 140 points (tied for sixth in NFL), while his 6 FGs of 50+ yards tied (several players) for the NFL's most. Tucker kicked an impressive 3 game-winning FGs on the season, including a 61-yarder at Detroit.
- Additionally, in 2013, the Ravens' KOR unit averaged 26.4 yards per return, ranking second in the NFL. Baltimore's punt return unit averaged 14.2 yards per return, the NFL's third-best mark. The Ravens posted an NFL-high 20 punt returns of 20+ yards.
- Prior to Baltimore, Rosburg built a successful NFL special teams resume with both the Browns (2001-06) and Falcons (2007). Under his leadership, Cleveland's special teams units were consistently ranked among the NFL's best. Over a five-year span (2002-06), the Browns' special teams were ranked as the top NFL unit in Rick Gosselin's annual comprehensive special teams report.
- Four Ravens players have earned Pro Bowl honors while playing for Rosburg: ST **Brendon Ayanbadejo** (2008), K **Billy Cundiff** (2010), **RS Jacoby Jones** (2012) and K **Justin Tucker** (2013).

## A STRONG RETURN

Dating back to 2008 when **Jerry Rosburg** became the Ravens' special teams coordinator, Baltimore has produced the NFL's No. 1 kickoff return average (25.4) and second-most (tied) KOR-TDs (6).

### NFL KICKOFF RETURN AVERAGE (Since 2008 / Rosburg's Baltimore Tenure)

| Rk. | Team               | KOR | Yards | Avg. | Long | TD |
|-----|--------------------|-----|-------|------|------|----|
| 1.  | Baltimore Ravens   | 331 | 8,407 | 25.4 | 108t | 6  |
| 2.  | New York Jets      | 360 | 8,869 | 24.6 | 107t | 6  |
| 3.  | New Orleans Saints | 298 | 7,234 | 24.3 | 97t  | 1  |

### 2014 Return Quick Hit:

• The Ravens' 31.0 KOR average in 2014 ranks first in the NFL (see below). In Week 9 at Pittsburgh, **WR/RS Jacoby Jones** posted his third-career 108-yard KOR-TD (2 regular season & 1 Super Bowl) – all with Baltimore.

### KICKOFF RETURNS GAINING 40+ YARDS (2014 Season)

|    |                   |   |
|----|-------------------|---|
| 1. | Miami Dolphins    | 4 |
| 2. | Baltimore Ravens  | 3 |
|    | Minnesota Vikings | 3 |
|    | NY Jets           | 3 |

### KICKOFF RETURN AVERAGE (2014 Season)

|    |                     |      |
|----|---------------------|------|
| 1. | Baltimore Ravens    | 31.0 |
| 2. | Miami Dolphins      | 29.5 |
| 3. | Kansas City Chiefs  | 28.6 |
| 4. | Cincinnati Bengals  | 27.5 |
| 5. | Philadelphia Eagles | 27.1 |

# COORDINATORS NOTES

## THE KUBIAK ATTACK



**Gary Kubiak**, a 21-year NFL coaching veteran who spent the past eight seasons (2006-13) as head coach of the Houston Texans, was hired as the Ravens' offensive coordinator on Jan. 27. Under his guidance, Houston earned back-to-back AFC South crowns from 2011-12 and two playoff berths.

Kubiak owns a Texans' franchise-record 63 total wins, posting a 63-66 overall mark (61-64 regular season, 2-2 postseason). Prior to his time with the Texans, Kubiak spent 11 seasons (1995-2005) as the Denver Broncos' offensive coordinator, also coaching the quarterbacks during his first eight seasons. Under his guidance, Denver's offense reached new heights behind the likes of QB John Elway, TE Shannon Sharpe and RB Terrell Davis, with the team earning seven postseason trips and back-to-back Super Bowl titles (1997-98) during that span. As Denver's offensive coordinator, the Broncos averaged NFL bests in yards per game (365.0) and points per game (25.2) from 1995-2005.

## TEXANS SUCCESS

Under **Gary Kubiak**, the Texans earned their Top 6 all-time offensive outputs in scoring, total offense and passing yards from 2007-12. During this time, the Texans also boasted the franchise's Top 3 rushing outputs, including the NFL's No. 2 ground attack in 2011 when they posted a franchise-record 153.0 yards per game. From 2008-12, Kubiak's offense was one of only two teams (Denver) to have its total offense, passing offense and rushing offense each rank in the Top 5 at least once during that span.

### HOUSTON TEXANS OFFENSIVE RANKINGS (2006-13 Under Gary Kubiak)

| Year | Total | Rk. | Rush  | Rk. | Pass  | Rk. |
|------|-------|-----|-------|-----|-------|-----|
| 2006 | 279.1 | 28  | 105.4 | 21  | 173.6 | 27  |
| 2007 | 333.6 | 14  | 99.1  | 22  | 234.4 | 11  |
| 2008 | 382.1 | 3   | 115.4 | 13  | 266.7 | 4   |
| 2009 | 383.1 | 4   | 92.2  | 30  | 290.9 | 1   |
| 2010 | 386.6 | 3   | 127.6 | 7   | 259.0 | 4   |
| 2011 | 372.1 | 13  | 153.0 | 2   | 219.1 | 18  |
| 2012 | 372.1 | 7   | 132.7 | 8   | 239.4 | 11  |
| 2013 | 347.3 | 11  | 108.9 | 20t | 238.3 | 15  |

## KUBIAK TRACK RECORD

Ravens new offensive coordinator **Gary Kubiak** has either been an OC (Denver Broncos, 1995-2005) or head coach (Houston Texans, 2006-13) for 19 NFL seasons. During these 19 seasons...

- Kubiak's offenses have ranked among the NFL's Top 10 scoring units 14 times during his career. Additionally, a Kubiak-led attack has ranked in the NFL's Top 10 in yards per game on 13 separate occasions. (Impressively, Kubiak's offensive units have finished in the Top 5 in yards per game 11 times during his 19 seasons as an OC or HC.)

## "O" RECORDS SET IN WEEK 6

The Ravens' 48-17 victory at Tampa in Week 6 was a record-breaking (or tying) offensive affair. Here are the notable franchise marks from the game:

- **Points in a Road Game:** 48 – Ravens record
- **First-Half Points:** 38 – Ravens record
- **First-Quarter Points:** 28 – Ravens record
- **Points in a Quarter on Road:** 28 (first quarter) – Ravens record
- **Passer Rating:** 146.0, Joe Flacco – Ravens record
- **Passing TDs in a Quarter:** 4 (first quarter), Joe Flacco – Ravens record
- **First Quarter Passing TDs:** 4, Joe Flacco – ties NFL record
- **Passing TDs:** 5, Joe Flacco – Ravens record (tied Tony Banks, 9/10/00 vs. Jax.)
- **Total Points in a Half:** 38 (first half) – Ravens 2nd most
- **Total Points:** 48 – Ravens 2nd most (tied with two other occasions)
- **Total TDs:** 6 – Ravens 2nd most (tied with two other occasions)



## PEES LEADS THE "D"



**Dean Pees**, an 11-year NFL-coaching veteran, was promoted to defensive coordinator on Jan. 27, 2012, after guiding the Ravens' LBs for two seasons. He is the sixth "D" coordinator in franchise history. Pees, who was New England's "D" coordinator from 2006-09, leads a Baltimore unit that in 2014 has allowed the NFL's fifth-fewest points per game (18.1) and boasts the league's No. 5 red zone defense (46.9 TD success rate by opponents).

### Pees leads a unit that during the John Harbaugh Era (2008-14)...

- Has allowed the NFL's fewest points (18.1) and the third-fewest net yards (311.8) per game during this span.

### POINTS PER GAME ALLOWED (Since 2008)

1. Baltimore . . . . . 18.1
2. Pittsburgh . . . . . 18.3
3. San Francisco . . . . . 18.8

### TOUCHDOWNS ALLOWED (Since 2008)

1. Baltimore . . . . . 196
2. Pittsburgh . . . . . 205
3. San Francisco . . . . . 212

### TOTAL NET YARDS ALLOWED (Since 2008)

1. Pittsburgh . . . . . 290.2
2. NY Jets . . . . . 308.8
3. Baltimore . . . . . 311.8

### OPPONENT PASSER RATING (Since 2008)

1. Baltimore . . . . . 75.5
2. Green Bay . . . . . 77.4
- Pittsburgh . . . . . 77.4

## "D" NUMBERS TO RAVE ABOUT

**20**

TDs allowed by the Ravens in 2014, tied (Ari.) for the NFL's fourth-best mark. Baltimore has allowed no more than 1 TD in five of its 10 games this season.

**18.1**

Points per game the Ravens have allowed this season, ranking as the NFL's fifth-best defensive mark.

**46.9**

Red zone TD percentage for Ravens' opponents this season, ranking as the NFL's fifth-best defensive mark. The Ravens have yielded just 15 red zone TDs on 32 trips by foes inside the 20.

**58.8**

Goal-to-goal TD percentage success rate by Ravens opponents this season, ranking as the NFL's fifth-best defensive mark (10 TDs allowed on 17 G-to-G situations).

## "D" COORD. BREAKDOWN

Four "D" coordinators in Ravens history have gone on to become NFL head coaches: Marvin Lewis (1996-2001), Mike Nolan (2002-04), Rex Ryan (2005-08) and Chuck Pagano (2011). Former Jaguars head coach Jack Del Rio was the Ravens' LBs coach from 1999-2001, while Atlanta's Mike Smith also coached on the "D" from 1999-2002.

### RAVENS DEFENSIVE COORDINATOR BREAKDOWN

| D Coord. (Years)           | G         | Avg. PPG     | Net YPG       | Rush YPG     | Pass YPG     |
|----------------------------|-----------|--------------|---------------|--------------|--------------|
| <b>Dean Pees (2012-14)</b> | <b>42</b> | <b>20.9*</b> | <b>341.4^</b> | <b>107.1</b> | <b>234.4</b> |
| Chuck Pagano (2011)        | 16        | 16.6         | 288.9         | 92.6         | 196.3        |
| Greg Mattison (2009-10)    | 32        | 16.6         | 309.7         | 93.6         | 216.1        |
| Rex Ryan (2005-08)         | 64        | 17.6         | 277.8         | 84.0         | 193.8        |
| Mike Nolan (2002-04)       | 48        | 18.8         | 302.0         | 103.7        | 198.3        |
| Marvin Lewis (1996-2001)   | 96        | 19.0         | 304.0         | 93.0         | 211.0        |

\*Ranks 6th in the NFL since 2012. ^Ranks 11th in the NFL since 2012.

# OZZIE NEWSOME / PERSONNEL NOTES

## WIZARD OF OZ



Ozzie Newsome's legacy is unlike any the game has seen. Known throughout all of sports as a premier leader, Newsome is a Hall of Fame player, the architect of Baltimore's 2000 and 2012 Super Bowl championship teams and an elite personnel evaluator who became the NFL's first African American GM.

"Ozzie's credibility is what stands out the most," head coach **John Harbaugh** states. "And it's not just about what he has accomplished. To me, it's his commitment and focus while striving to do more."

### OZZIE NEWSOME CAREER SNAPSHOT

- NFL's first African American General Manager (promoted in 2002)
- Architect of Ravens 2000 & 2012 Super Bowl Championship Teams
- NFL Executive of the Year (2000)
- Pro Football Hall of Fame (class of 1999)
- State of Alabama Hall of Fame (class of 1995)
- National Football Foundation College Hall of Fame and NCAA Hall of Fame (class of 1994)
- 13-Year NFL Tight End with Cleveland Browns (1978-90)
- Three-Time Pro Bowler (1981, 1984-85)
- Four-Time Cleveland Touchdown Club Offensive Player of the Year
- Current Member of Three Major NFL Policy-Making Committees: Competition, Diversity and Player Care Foundation Committees

## FIRST-ROUND FINDS

Since moving to Baltimore in 1996, the Ravens, led by **Ozzie Newsome**, have had 19 drafts and selected 19 players in the first round. These picks have earned an amazing 55 combined Pro Bowls, several All-Rookie honors, multiple Defensive Player of the Year Awards and two Super Bowl MVP honors.

### RAVENS FIRST-ROUND DRAFT PICKS

| Year | Name                 | Pick | Pro Bowls |
|------|----------------------|------|-----------|
| 1996 | T Jonathan Ogden*    | 4    | 11        |
| 1996 | LB Ray Lewis* ++ ~   | 26   | 13        |
| 1997 | LB Peter Boulware*   | 4    | 4         |
| 1998 | CB Duane Starks*     | 10   |           |
| 1999 | CB Chris McAlister*  | 10   | 3         |
| 2000 | RB Jamal Lewis*=     | 5    | 1         |
| 2000 | WR Travis Taylor     | 10   |           |
| 2001 | TE Todd Heap*        | 31   | 2         |
| 2002 | S Ed Reed* +         | 24   | 9         |
| 2003 | OLB Terrell Suggs* + | 10   | 6         |
| 2003 | QB Kyle Boller       | 19   |           |
| 2005 | WR Mark Clayton*     | 22   |           |
| 2006 | DT Haloti Ngata*     | 12   | 5         |
| 2007 | G Ben Grubbs*        | 29   | 1         |
| 2008 | QB Joe Flacco^ ~     | 18   |           |
| 2009 | T Michael Oher*      | 23   |           |
| 2011 | CB Jimmy Smith       | 27   |           |
| 2013 | S Matt Elam          | 32   |           |
| 2014 | LB C.J. Mosley       | 17   |           |

\* All-Rookie Team    ^ Rookie of the Year (NFL.com Fan Vote)    ~ Super Bowl MVP  
+ Defensive Player of the Year Awards    = Offensive Player of the Year Award

### Top 10 Quick Hit:

• Of the seven players chosen in the Top 10 by Baltimore, five have earned Pro Bowl status. Two of those players – Peter Boulware and Terrell Suggs – also earned Defensive Rookie of the Year honors.

### Late-Round Success Quick Hit:

• The Ravens have found gems late in the first round, including LB Ray Lewis (26th), TE Todd Heap (31st), S Ed Reed (24th), G Ben Grubbs (29th), QB Joe Flacco (18th), CB Jimmy Smith (27th) and S Matt Elam (32nd).

## NEWSOME'S NFL TREE

GM **Ozzie Newsome** also fosters a working environment that breeds standout coaches. By bringing in individuals who embrace the "Raven way," Newsome aims to create a synergy that manufactures success among scouts, coaches and players. As a result, Baltimore has had many assistants move on to become head coaches on the collegiate and NFL levels.

### CURRENT HEAD COACHES ROOTED IN RAVENS ORGANIZATION

| Head Coach (Team)       | Last Position Held w/ Ravens (Years)     |
|-------------------------|--|
| Jim Caldwell (Lions)    | Offensive Coordinator (2012-13)          |
| Kirk Ferentz (Iowa)     | Asst. Head Coach/Offense (1996-98)       |
| Marvin Lewis (Bengals)  | Def. Coordinator (1996-2001)             |
| Chuck Pagano (Colts)    | Def. Coordinator (2008-11)               |
| Mike Pettine (Browns)   | Outside Linebackers (2002-08)            |
| Rex Ryan (Jets)         | Asst. Head Coach/Def. Coord. (1999-2008) |
| David Shaw (Stanford)   | Wide Receivers (2002-05)                 |
| Mike Smith (Falcons)    | Linebackers (1999-2002)                  |
| Ken Whisenhunt (Titans) | Tight Ends (1997-98)                     |

• Other former Ravens assistants who became head coaches include Jack Del Rio (Jacksonville), Pat Hill (Fresno State), Hue Jackson (Oakland), Eric Mangini (NY Jets and Cleveland), Mike Nolan and Mike Singletary (San Francisco), Rick Neuheisel (UCLA) and Jim Schwartz (Detroit).

## HOMEGROWN

The Ravens have had 31 different players earn Pro Bowl honors since the team's inception in 1996. Of those, 17 are homegrown players – 15 drafted and two signed as a rookie free agent:

### RAVENS HOMEGROWN PRO BOWLERS

| Year Drafted (Rd.) | Name                     | Pro Bowls |
|--------------------|--------------------------|-----------|
| 1996 (1st)         | LB Ray Lewis             | 13        |
| 1996 (1st)         | T Jonathan Ogden         | 11        |
| 2002 (1st)         | S Ed Reed                | 9         |
| <b>2003 (1st)</b>  | <b>OLB Terrell Suggs</b> | <b>6</b>  |
| <b>2006 (1st)</b>  | <b>DT Haloti Ngata</b>   | <b>5</b>  |
| 1997 (1st)         | OLB Peter Boulware       | 4         |
| 1999 (1st)         | CB Chris McAlister       | 3         |
| 2008 (2nd)         | RB Ray Rice              | 3         |
| <b>2007 (3rd)</b>  | <b>G Marshal Yanda</b>   | <b>3</b>  |
| 2001 (1st)         | TE Todd Heap             | 2         |
| 1996 (5th)         | WR/RS Jermaine Lewis     | 2         |
| 2007 (4th)         | FB Le'Ron McClain        | 2         |
| 2000 (6th)         | OLB Adalius Thomas       | 2         |
| 2007 (1st)         | G Ben Grubbs             | 1         |
| 2000 (1st)         | RB Jamal Lewis           | 1         |
| 2002 (RFA)         | LB Bart Scott #          | 1         |
| <b>2012 (RFA)</b>  | <b>K Justin Tucker #</b> | <b>1</b>  |

# Undrafted rookie free agent

**Bold** indicates 2013 Pro Bowler

## PRO BOWLERS DRAFTED



### Most Pro Bowlers Drafted: 1996-2013

| Rk. | Team                               | Players   |
|-----|------------------------------------|-----------|
| 1.  | Green Bay Packers . . . . .        | 21        |
| 2.  | San Francisco 49ers . . . . .      | 20        |
| 3.  | Kansas City Chiefs . . . . .       | 19        |
|     | New England Patriots . . . . .     | 19        |
| 5.  | <b>Baltimore Ravens . . . . .</b>  | <b>17</b> |
|     | Chicago, Dallas, Denver . . . . .  | 17        |
|     | Pittsburgh, Philadelphia . . . . . | 17        |

Totals include players who have earned Pro Bowl honors with any team (not just their original draft club) during a respective career.



# RAVENS TEAM / PERSONNEL NOTES

## ROOKIE FREE AGENT GEMS

The Ravens have a history of unearthing rookie free agent gems. On their 2014 Week 12 53-man roster, Baltimore has 15 players who entered the NFL as rookie free agents. Of those 15, seven were originally signed by the Ravens (listed below):

### ORIGINAL RAVENS ROOKIE FREE AGENT SIGNINGS (On Week 12 Active Roster)

|                           |                         |
|---------------------------|-------------------------|
| 2010: LB Albert McClellan | 2014: T James Hurst     |
| 2012: K Justin Tucker     | 2014: CB Tramain Jacobs |
| 2013: WR Marlon Brown     | 2014: LB Zachary Orr    |
| 2013: S Brynden Trawick   |                         |

## RAVENS RFAS ROSTER STREAK

Rookie free agents **T James Hurst**, **LB Zachary Orr** and **RB Fitzgerald Toussaint** (now on practice squad) made the Ravens' 53-man Week 1 roster. Their statuses mark the 11th-straight season a RFA has made Baltimore's roster, tying for the NFL's third-longest streak.

### CONSECUTIVE SEASONS W/ ROOKIE UFA ON WEEK 1 ROSTER (Current NFL Streaks)

| Rk. | Team                    | Seasons   |
|-----|-------------------------|-----------|
| 1.  | Indianapolis Colts      | 15        |
| 2.  | Kansas City Chiefs      | 12        |
| 3.  | <b>Baltimore Ravens</b> | <b>11</b> |
|     | Denver Broncos          | 11        |
|     | New England Patriots    | 11        |

(Stat credit: Broncos PR)

## AFC NORTH CROWNS

The Ravens have produced four AFC North titles since 2002 division realignment, including back-to-back division crowns from 2011-12 under head coach **John Harbaugh**.

### MOST AFC NORTH TITLES (Since 2002 Division Realignment)

| Rk. | Team                    | AFC North Titles |
|-----|-------------------------|------------------|
| 1.  | Pittsburgh Steelers     | 5                |
| 2.  | <b>Baltimore Ravens</b> | <b>4</b>         |
| 3.  | Cincinnati Bengals      | 3                |
| 4.  | Cleveland Browns        | 0                |

### RAVENS AFC NORTH TITLE SEASONS (Franchise History)

| Season | Coach         | Final Record | Postseason (Rec.) |
|--------|---------------|--------------|-------------------|
| 2012   | John Harbaugh | 10-6         | SB Champs (4-0)   |
| 2011   | John Harbaugh | 12-4         | AFC Champ. (1-1)  |
| 2006   | Brian Billick | 13-3         | Div. Game (0-1)   |
| 2003   | Brian Billick | 10-6         | WC Game (0-1)     |

## FIVE OF PAST SIX

The Ravens are one of only four teams to earn a playoff berth in five of the past six seasons, doing so from 2008-12. In each of those seasons, Baltimore won at least one playoff game.

### MOST NFL PLAYOFF BERTHS (Past Six Seasons)

| Berths | Team                    | Seasons          |
|--------|-------------------------|------------------|
| 5      | <b>Baltimore Ravens</b> | <b>2008-12</b>   |
| 5      | Green Bay Packers       | 2009-13          |
| 5      | Indianapolis Colts      | 2008-10, 2012-13 |
| 5      | New England Patriots    | 2009-13          |

## 20/20 CLUB

The Ravens' "20/20 Club" includes members of the team's personnel staff who started with the Ravens as young assistants and grew into evaluators with more input. The term "20/20" refers to hiring 20-year-olds for \$20,000. According to **Ozzie Newsome**: "The guys actually started when they were a little older than 20 and for more than \$20,000, but that's what we call them."

### RAVENS "20/20 CLUB" GRADUATES (Current Personnel Staff)

| Name                  | Joined Ravens | Current Title                |
|-----------------------|---------------|------------------------------|
| George Kokinis (Cle.) | 1991          | Senior Personnel Asst.       |
| Eric DeCosta          | 1996          | Assistant General Manager    |
| Joe Hortiz            | 1998          | Director of College Scouting |
| Chad Alexander        | 1999          | Asst. Dir. of Pro Personnel  |
| Joe Douglas           | 2000          | National Scout               |
| Mark Azevedo          | 2005          | Northeast Area Scout         |
| David Blackburn       | 2007          | West Area Scout              |
| Ian Cunningham        | 2008          | Southeast Area Scout         |

## ELITE AFTER FIVE

### TEAMS TO WIN AT LEAST ONE PLAYOFF GAME IN FIVE-CONSECUTIVE POSTSEASONS (Since 1970 Merger)

| Team                    | Cons. Seasons | Years          | Wins     |
|-------------------------|---------------|----------------|----------|
| Dallas Cowboys          | 6             | 1991-96        | 12       |
| <b>Baltimore Ravens</b> | <b>5</b>      | <b>2008-12</b> | <b>9</b> |
| New England Patriots    | 5             | 2003-07        | 11       |
| Philadelphia Eagles     | 5             | 2000-04        | 7        |
| Green Bay Packers       | 5             | 1993-97        | 9        |
| Oakland Raiders         | 5             | 1973-77        | 7        |

## PLAYOFF PERFORMERS


The Ravens have earned nine playoff berths in their history (2012, 2011, 2010, 2009, 2008, 2006, 2003, 2001, 2000). Baltimore's nine berths since 2000 rank third in the AFC and tie for fifth in the NFL.

### MOST NFL PLAYOFF BERTHS (2000-13)

| AFC                  | NFC              |
|----------------------|------------------|
| 12 - Indianapolis    | 10 - GB/Phi.     |
| 11 - New England     | 8 - Seattle      |
| <b>9 - Baltimore</b> | 7 - NY Giants    |
| 8 - Pittsburgh       | 6 - Atl., NO     |
| 7 - Denver           | 5 - SF, TB, Min. |
| 6 - NYJ, SD          | 4 - Dal., STL    |

## SUPER BOWLS SINCE 2000

The Baltimore Ravens have won two Super Bowl titles during their 18-year history, capturing the Lombardi Trophy in 2000 and 2012. Baltimore is just one of four NFL franchises to win multiple World Championships since 2000.



### MOST SUPER BOWL CHAMPIONSHIPS (Since 2000 Season)

| Titles   | Team                    | Seasons           |
|----------|-------------------------|-------------------|
| 3        | New England Patriots    | 2001, 2003-04     |
| <b>2</b> | <b>Baltimore Ravens</b> | <b>2000, 2012</b> |
| 2        | New York Giants         | 2007, 2011        |
| 2        | Pittsburgh Steelers     | 2005, 2008        |

# MILESTONES / TURNOVER NOTES

## NFL IRONMEN

Among all NFL players, **QB Joe Flacco** (106) and **WR Torrey Smith** (56) each rank third, at their respective positions for consecutive games started. Below are the Top 4 at each position.

### CONSECUTIVE GAMES STARTED / CURRENT NFL STREAKS

| QUARTERBACKS                             |   | WIDE RECEIVERS                     |                                 |
|--|---|------------------------------------|---------------------------------|
| 1. Eli Manning (NYG) . . . . .161        | 1. Vincent Jackson (TB) . . . . .62       | 2. Philip Rivers (SD) . . . . .138 | Brandon Marshall (Chi.) . . .62 |
| <b>3. Joe Flacco (Bal.) . . . . .106</b> | <b>3. Torrey Smith (Bal.) . . . . .56</b> | 4. Tom Brady (NE) . . . . .90      | 4. Andre Johnson (Hou.) . . .43 |

## BALTIMORE'S IRONMEN

**P Sam Koch** (138-straight contests) has not missed a game in his NFL career, a streak that ranks first in Ravens franchise history.

### RAVENS CONSECUTIVE GAMES PLAYED / CURRENT STREAKS

| Rk. | Player       | Games |
|-----|--------------|-------|
| 1.  | Sam Koch     | 138   |
| 2.  | Joe Flacco   | 106   |
| 3.  | Torrey Smith | 58    |

### RAVENS CONSECUTIVE GAMES PLAYED / ALL-TIME STREAKS

| Rk. | Player            | Games      | Years               |
|-----|-------------------|------------|---------------------|
| 1.  | <b>Sam Koch</b>   | <b>138</b> | <b>2006-present</b> |
| 2.  | Jarret Johnson    | 129        | 2003-11             |
| 3.  | Peter Boulware    | 111        | 1997-2003           |
| 4.  | Matt Stover       | 110        | 2002-08             |
| 5.  | <b>Joe Flacco</b> | <b>106</b> | <b>2008-present</b> |
| 6.  | Terrell Suggs     | 105        | 2003-09             |

## MILESTONES

### TE OWEN DANIELS

• With 35 more receiving yards, Daniels (4,965 on 420 catches) will hit the 5,000 career milestone, becoming the 35th TE ever to do so.

### OLB ELVIS DUMERVIL

• With 4.5 more sacks, Dumervil (10.5 in 2014) will tie the Ravens' single-season record held by Peter Boulware (15 in 2001).

### RB JUSTIN FORSETT

• Forsett (721 rushing yards) needs 279 more to hit the 1,000 mark for the first time in his career and the 11th time in Ravens history.

### WR STEVE SMITH SR.

• Smith Sr. (four in 2014) needs just one game with 100-or-more receiving yards to break the Ravens' single-season record of four held by himself, Mark Clayton (2006) and Michael Jackson (1996).

• With one more 100-yard game, Smith Sr. (47) will take over sole possession of seventh for the most such games in NFL history (he's currently tied with Torry Holt and Michael Irvin).

• Smith Sr. (12,908) needs 165 more receiving yards to pass Steve Largent for 15th on the NFL's all-time list. Smith Sr. is currently 75 yards shy of 13,000 for his career and needs 15 catches to hit 900.

### WR TORREY SMITH

• With one more 100-yard receiving game, Smith will tie Derrick Mason and Derrick Alexander for the second-most such games in team history (7). Mark Clayton holds the team record with 9.

• With 4 more TD catches, Smith (25) will tie Derrick Mason (29) for the second most in Ravens history (Todd Heap is first with 41).

### OLB TERRELL SUGGS

• Suggs (99.5) needs a half-sack to reach 100 for his career. Suggs (29) is also just 1 FF shy of 30 and 6 tackles short of 800.

### RB LORENZO TALIAFERRO

• Taliaferro (4 TDs) needs just 3 more to tie the all-time Ravens rookie record (7) held by WR Marlon Brown (2013) and WR Torrey Smith (2011).

## LITTLE GIVE, PLENTY TAKE

Since head coach **John Harbaugh** took over the Ravens in 2008, Baltimore has compiled a +37 turnover margin, ranking as the NFL's fourth-best mark. (The Ravens are +1 in 2014.)

### NFL'S TOP TURNOVER MARGIN / SINCE 2008

| Rk. | Team             | Turnover Diff. | Take-Aways | Give-Aways |
|-----|------------------|----------------|------------|------------|
| 1.  | New England      | +97            | 211        | 114        |
| 2.  | Green Bay        | +83            | 205        | 122        |
| 3.  | San Francisco    | +50            | 187        | 137        |
| 4.  | <b>Baltimore</b> | <b>+37</b>     | <b>183</b> | <b>146</b> |

### MOST TAKE-AWAYS (Since 2008)

|    |                       |     |
|----|-----------------------|-----|
| 1. | Chicago . . . . .     | 212 |
| 2. | New England . . . . . | 211 |
| 3. | Green Bay . . . . .   | 205 |
| 4. | NY Giants . . . . .   | 197 |
| 5. | Arizona . . . . .     | 191 |

### FEWEST GIVE-AWAYS (Since 2008)

|    |                            |            |
|----|----------------------------|------------|
| 1. | New England . . . . .      | 114        |
| 2. | Green Bay . . . . .        | 122        |
| 3. | San Francisco . . . . .    | 137        |
| 4. | Atlanta . . . . .          | 145        |
| 5. | <b>Baltimore . . . . .</b> | <b>146</b> |

## PROTECT THAT PIGSKIN

During the **John Harbaugh** Era (since 2008), the Ravens have produced 31 games without turning the ball over, a mark that ranks fourth best in the NFL. Baltimore's record is 28-3 in those contests.

### ZERO-TURNOVER GAMES (Since 2008)

| Rk. | Team                    | Zero-Turnover Games |
|-----|-------------------------|---------------------|
| 1.  | New England Patriots    | 41                  |
| 2.  | Green Bay Packers       | 33                  |
|     | San Francisco 49ers     | 33                  |
| 4.  | <b>Baltimore Ravens</b> | <b>31</b>           |
| 5.  | Indianapolis/San Diego  | 29                  |

## TURNOVER TABLE SINCE 2000

| Year         | TA/TO          | Plus/Minus | Record        |
|--------------|----------------|------------|---------------|
| 2014         | 15/14          | +1         | 6-4           |
| 2013         | 24/29          | -5         | 8-8           |
| 2012         | 25/16          | +9         | 10-6          |
| 2011         | 25/23          | +2         | 12-4          |
| 2010         | 27/20          | +7         | 12-4          |
| 2009         | 32/22          | +10        | 9-7           |
| 2008         | 34/21          | +13        | 11-5          |
| 2007         | 23/40          | -17        | 5-11          |
| 2006         | 40/23          | +17        | 13-3          |
| 2005         | 26/36          | -10        | 6-10          |
| 2004         | 34/23          | +11        | 9-7           |
| 2003         | 41/38          | +3         | 10-6          |
| 2002         | 31/32          | -1         | 7-9           |
| 2001         | 28/36          | -8         | 10-6          |
| 2000         | 49/26          | +23        | 12-4          |
| <b>Total</b> | <b>454/395</b> | <b>+59</b> | <b>140-94</b> |

### Since 2000, here are the Ravens' records in a game:

When turnover ratio is +2 or better. . . . .66-2  
 When turnover ratio is +1 or better. . . . .94-10  
 When turnover ratio is even. . . . .23-18  
 When turnover ratio is negative. . . . .22-66

## 66-2

Since 2000, the Ravens own a 66-2 record when posting at least a +2 turnover margin in a game, with the only losses coming in 2010 in a 23-20 OT thriller at New England (10/17) and in Week 2 of 2012 in a 24-23 dramatic game at Philadelphia (9/16).

# 2014 HONORS / TEAM INFO / RANKINGS

## 2014 HONORS

### QB JOE FLACCO

**AFC Offensive Player of the Week (Week 6 at Tampa Bay)**

**FedEx Air NFL Player of the Week (Week 6 at Tampa Bay)**

• Earned AFC Offensive Player of the Week honors after throwing a franchise-record-tying 5 TDs, becoming the fastest player in NFL history (since 1970 merger) to toss 5 TDs (16 minutes and 3 seconds into the game) in Baltimore's 48-17 victory.

• Flacco finished the game 21-of-29 (72.4%) for 306 yards, 5 TDs and no INTs for a franchise-record 146.0 QB rating. The Ravens' offense gained 475 yards and racked up 6 TDs against the Buccaneers, while the 48 points scored are the most in Ravens road game history.

### RB JUSTIN FORSETT

**AFC Offensive Player of the Week (Week 10 vs. Tennessee)**

• Forsett rushed for 112 yards and 2 TDs on 20 carries (5.6 avg.), helping the Ravens produce 151 ground yards in the 21-7 win.

### LB C.J. MOSLEY

**NFL Defensive Rookie of the Month (October)**

• Mosley was named NFL Defensive Rookie of the Month after totaling 40 tackles (26 solo), 2 INTs and 4 QB hits in October.

**MMQB.si.com Midseason Second-Team All-Pro**

• In the first two months of the season (Sept.-Oct.) Mosley was the only NFL defender to post at least 70 tackles, an INT (2), a fumble recovery and a forced fumble.

### CB JIMMY SMITH

**MMQB.si.com Midseason First-Team All-Pro**

• In the first eight games, Smith had 28 tackles, a team-high 8 PD and 1 INT as the Ravens' top cornerback.

### K JUSTIN TUCKER

**AFC Special Teams Player of the Week (Week 3 at Cleveland)**

• Tucker hit a 32-yard game-winning field goal in windy Cleveland conditions and went 3-for-3 on the day, also connecting on 38- and 21-yard field goals. The honor marked his fourth-career AFC Special Teams Player of the Week Award.

### G MARSHAL YANDA

**MMQB.si.com Midseason First-Team All-Pro**

• In the season's first four games, Yanda helped QB Joe Flacco throw for 2,049 yards and 14 TDs to produce a 90.6 passer rating. Yanda also served as a key blocker for RB Justin Forsett, who posted 571 rushing yards (fourth most in the NFL) and 3 TDs.

## RAVENS VS. THE REST SINCE '10

### NFL'S BEST RECORDS VS. OWN CONFERENCE (Since 2010)

| Rk. | Team                          | Record       | Pct.        |
|-----|-------------------------------|--------------|-------------|
| 1.  | New England Patriots (AFC)    | 46-10        | .821        |
| 2.  | Green Bay Packers (NFC)       | 39-16-1      | .705        |
| 3.  | New Orleans Saints (NFC)      | 36-20        | .643        |
| 4.  | <b>Baltimore Ravens (AFC)</b> | <b>35-20</b> | <b>.636</b> |

### NFL'S BEST NON-CONFERENCE RECORDS (Since 2010)

| Rk. | Team                              | Record      | Pct.        |
|-----|-----------------------------------|-------------|-------------|
| 1.  | Kansas City Chiefs (vs. NFC)      | 15-4        | .789        |
| 2.  | New England Patriots (vs. NFC)    | 13-5        | .722        |
|     | San Francisco 49ers (vs. AFC)     | 13-5        | .722        |
| 4.  | <b>Baltimore Ravens (vs. NFC)</b> | <b>13-6</b> | <b>.684</b> |

## 2014 TOP PLAYER RANKINGS

| Player         | Category              | No.  | AFC Rank | NFL Rank |
|----------------|-----------------------|------|----------|----------|
| Elvis Dumervil | Sack Yards            | 85.5 | 1        | 1        |
| Elvis Dumervil | Sacks                 | 10.5 | 2        | 2t       |
| Joe Flacco     | Passing Touchdowns    | 17   | 6t       | 11t      |
| Justin Forsett | 20 + Yard Rushes      | 8    | 1        | 2        |
| Justin Forsett | 10 + Yard Rushes      | 24   | 1t       | 2t       |
| Justin Forsett | Rushing Yards         | 721  | 3        | 7        |
| Justin Forsett | Scrimmage Yards       | 923  | 7        | 13       |
| Jacoby Jones   | Longest KOR           | 108t | 1        | 1        |
| Jacoby Jones   | Single-Game KOR Yards | 188  | 1        | 2        |
| Jacoby Jones   | KOR Average           | 31.7 | 2        | 2        |
| Sam Koch       | Net Punting Average   | 42.2 | 4        | 5        |
| Sam Koch       | Gross Punting Average | 46.0 | 7        | 13       |
| Sam Koch       | Punts In 20           | 19   | 4t       | 6t       |
| C.J. Mosley    | Total Tackles         | 87   | 3        | 8        |
| Daryl Smith    | Total Tackles         | 83   | 4        | 9        |
| Torrey Smith   | Receiving Average     | 16.5 | 7        | 12       |
| Justin Tucker  | KO Touchbacks         | 38   | 3        | 4        |
| Justin Tucker  | Field Goals Made      | 19   | 5        | 5t       |
| Justin Tucker  | Field Goals Attempted | 22   | 5t       | 6t       |
| Justin Tucker  | Leading Scorers (Ks)  | 83   | 5        | 7        |
| DeAngelo Tyson | Defensive FRs         | 2    | 3t       | 7t       |

## 2014 COACHING STAFF

| Coach            | Position                               | NFL Exp. | Ravens Exp. |
|------------------|--|----------|-------------|
| John Harbaugh    | Head Coach                             | 17       | 7           |
| Jerry Rosburg    | Special Teams Coord./Assoc. Head Coach | 14       | 7           |
| Gary Kubiak      | Offensive Coordinator                  | 21       | 1           |
| Dean Pees        | Defensive Coordinator                  | 11       | 5           |
| Juney Barnett    | Asst. Strength and Conditioning        | 9        | 3           |
| Clarence Brooks  | Defensive Line                         | 22       | 10          |
| Juan Castillo    | Offensive Line                         | 20       | 2           |
| Bill DeLorbe     | Cross Training Specialist              | 1        | 1           |
| Rick Dennison    | Quarterbacks                           | 20       | 1           |
| Bobby Engram     | Wide Receivers                         | 2        | 1           |
| Thomas Hammock   | Running Backs                          | 1        | 1           |
| Jay Harbaugh     | Offensive Quality Control              | 3        | 3           |
| Chris Hewitt     | Assistant Defensive Backs              | 3        | 3           |
| Don Martindale   | Inside Linebackers                     | 10       | 3           |
| Ted Monachino    | Linebackers                            | 9        | 5           |
| Brian Pariani    | Tight Ends                             | 24       | 1           |
| Bob Rogucki      | Strength and Conditioning              | 24       | 7           |
| Steve Spagnuolo  | Secondary/Assistant Head Coach         | 16       | 2           |
| Craig Ver Steeg  | Senior Offensive Assistant             | 9        | 7           |
| Todd Washington  | Assistant Offensive Line               | 4        | 4           |
| Matt Weiss       | Def. Quality Control/LBs Assistant     | 6        | 6           |
| Randy Brown      | Kicking Consultant                     | 11       | 7           |
| Drew Wilkins     | Coaching Staff Assistant               | 5        | 5           |
| Megan McLaughlin | Exec. Asst./Football Info. Manager     | 13       | 10          |
| Dan Parsons      | Assistant to Head Coach                | 4        | 4           |



# THAT M&T MAGIC

## THE M&T ADVANTAGE

Under **John Harbaugh**, the Ravens have won 34 of their last 40 regular season home games and are 43-10 in games played in Baltimore, ranking as the NFL's second-best home mark since the 2008 NFL campaign began.

### NFL'S BEST REGULAR SEASON HOME RECORDS (John Harbaugh Era / Since 2008)

| Rk. | Team                    | Record       | Pct.        |
|-----|-------------------------|--------------|-------------|
| 1.  | New England Patriots    | 47-6         | .887        |
| 2.  | <b>Baltimore Ravens</b> | <b>43-10</b> | <b>.811</b> |
| 3.  | Green Bay Packers       | 41-11-1      | .783        |
| 4.  | New Orleans Saints      | 40-13        | .755        |

## HISTORY OF DOMINANCE

Simply put, the Ravens have been dominant at home since the day they arrived in Baltimore. Below are the Ravens' respective home records and corresponding NFL rankings during several periods.

### RAVENS HOME RECORDS / NFL RANKINGS

| Time Period (Milestone)              | Record   | NFL Rank |
|--------------------------------------|----------|----------|
| Since 2010 (Past Four-Plus Seasons)  | 31-6     | 3        |
| Since 2008 (John Harbaugh Arrival)   | 43-10    | 2        |
| Since 2000 (Super Bowl Season)       | 89-28    | 2        |
| Since 1998 (M&T Bank Stadium Opened) | 97-36    | 2        |
| Since 1996 (Team's Inception)        | 104-44-1 | 4t       |

## THE BANK'S LARGE RETURNS

Dating back to 2012, the Ravens' return game has flourished at M&T Bank Stadium. Led by **WR/RS Jacoby Jones**, who owns an NFL-high 33.1-yard KOR average at home during this time, Baltimore has produced the NFL's most KOR-TDs (3) and best team KOR avg. (28.6).

### NFL KICKOFF RETURN AVERAGE AT HOME (Since 2012)

| Rk. | Team                    | KOR       | Yards        | Avg.        | Long        | TD       |
|-----|-------------------------|-----------|--------------|-------------|-------------|----------|
| 1.  | <b>Baltimore Ravens</b> | <b>54</b> | <b>1,547</b> | <b>28.6</b> | <b>108t</b> | <b>3</b> |
| 2.  | Kansas City Chiefs      | 60        | 1,663        | 27.7        | 108t        | 2        |
| 3.  | Buffalo Bills           | 47        | 1,282        | 27.3        | 102t        | 2        |

## NOT IN OUR HOUSE

### FEWEST POINTS/GAME ALLOWED AT HOME (2014 Season)

|    |                  |             |
|----|------------------|-------------|
| 1. | <b>Baltimore</b> | <b>10.6</b> |
| 2. | San Diego        | 12.8        |
| 3. | Arizona          | 15.2        |

- This season Baltimore has held foes to 10 points or less in four home games (6 vs. Pit. in Week 2, 10 vs. Car. in Week 4, 7 vs. Atl. in Week 7 and 7 vs. Ten. in Week 10), contributing to a 10.6 overall home average (the NFL's best mark).

- The Ravens have allowed an NFL-best

15.1 points per game at home during the **John Harbaugh** Era. Under "Harbs," the Ravens are 23-0 at home when allowing 10 points or less.

## THE M&T QB CRUSH

### MOST SACKS AT HOME / SINCE 2011

| Rk. | Team                    | Sacks     | Yards      |
|-----|-------------------------|-----------|------------|
| 1.  | Minnesota Vikings       | 91        | 599        |
| 2.  | Buffalo Bills           | 90        | 575        |
| 3.  | Arizona Cardinals       | 88        | 615        |
| 4.  | <b>Baltimore Ravens</b> | <b>86</b> | <b>584</b> |

- The Ravens have tallied 5 sacks in two separate home games this season (10/19 vs. Atl. and 11/9 vs. Ten.). Since 2011, Baltimore has produced at least 5 sacks in six different home games.

## M&T BANK SECURITY

The Ravens' "D" has been stout at home for many seasons. Since 2003, Baltimore ranks first in fewest points allowed per game among NFL home teams. The Ravens have also registered the most INTs (124) and most sacks (255) among home teams.

### BEST NFL DEFENSES AT HOME (Since 2003)

#### TOTAL DEFENSE (Fewest Yards Allowed)

|    |                  |              |
|----|------------------|--------------|
| 1. | Pittsburgh       | 281.9        |
| 2. | <b>Baltimore</b> | <b>287.1</b> |
| 3. | NY Jets          | 303.1        |

#### POINTS PER GAME (Fewest Allowed)

|    |                  |             |
|----|------------------|-------------|
| 1. | <b>Baltimore</b> | <b>15.5</b> |
| 2. | New England      | 16.9        |
| 3. | Pittsburgh       | 17.1        |

#### INTERCEPTIONS (Most in NFL)

|    |                  |            |
|----|------------------|------------|
| 1. | <b>Baltimore</b> | <b>124</b> |
| 2. | Chicago          | 120        |
|    | GB/NE            | 120        |

#### SACKS (Most in NFL)

|    |                  |            |
|----|------------------|------------|
| 1. | <b>Baltimore</b> | <b>255</b> |
| 2. | Minnesota        | 254        |
| 3. | NY Giants        | 249        |

## HOME FAST FACTS

- Under **John Harbaugh**, the Ravens are 12-1 in November home games, producing the NFL's best such mark since 2008. The Ravens have won 10-straight home games in November.

- In the Ravens' 18-year history, Baltimore has hosted 17 games when the temperature was below 40 degrees. Impressively, the Ravens are 15-2 in these contests, winning 15 of the past 16.

- Baltimore has won seven of its past eight October home games.

- Baltimore has won 16 of its last 17 home games vs. NFC teams.

- Under coach Harbaugh (since 2008), the Ravens are 15-5 in overall home games played against AFC North foes.

- Baltimore has won 10 of its last 12 home games vs. AFC North foes.

- Under coach Harbaugh, the Ravens are 13-1 in September home games, ranking as the NFL's best such mark since 2008. The Ravens have won 16 of their past 17 home games in September.

## AT HOME UNDER HARBAUGH

# 15.1

Points per game Baltimore has permitted at home since 2008, the NFL's best defensive mark (SF. is next at 16.8).

# 64

Interceptions by the Ravens at home since 2008, tying (Chi.) for the NFL's fifth most.

# 69.6

Passer rating the Ravens have forced for opposing QBs at M&T Bank Stadium since 2008, the NFL's top defensive mark.

# 292.1

Yards per game the Ravens' defense has permitted at home since 2008, ranking as the NFL's third-stingiest average during that span (Pit. - 282.9 and NYJ - 292.1).

# 1,359-799

Ratio the Ravens have outscored opponents at home since 2008, limiting foes to 15.1 points per game. In their 43 wins during this span, the margin of victory has been 13.0 ppg.

# DEFENSIVE NOTES

## STRONG SCORING "D" IN '14

Baltimore's defense ranks in the Top 5 in several scoring categories, including fifth in points allowed per game (18.1). Below is a look at the Ravens' top defensive scoring rankings entering Week 12:

### POINTS PER GAME ALLOWED

1. Detroit . . . . . 15.6
2. Kansas City . . . . . 17.1
3. Arizona . . . . . 17.6
4. Miami . . . . . 18.0
5. Baltimore . . . . . 18.1

### OPP. GOAL-TO-GOAL TD EFFICIENCY

1. Green Bay . . . . . 50.0
2. Oakland . . . . . 54.5
3. Kansas City . . . . . 55.6
4. Jacksonville . . . . . 57.9
5. Baltimore . . . . . 58.8

### RED ZONE TAKE-AWAYS

1. Baltimore . . . . . 5
- Houston . . . . . 5
3. San Francisco . . . . . 4
4. Seven Teams . . . . . 3

### OPP. RED ZONE TD PCT.

1. Jacksonville . . . . . 41.7
2. Kansas City . . . . . 41.9
3. Cleveland . . . . . 44.8
4. Green Bay . . . . . 45.7
5. Baltimore . . . . . 46.9

## RAVENS IN THE RED

Baltimore is the only team to rank among the NFL's Top 5 in red zone defense in nine of the past 10 seasons, including a streak of nine straight from 2004-12. Baltimore is also the NFL's only team to rank in the Top 7 in each of the past 10 years. The next best active stretch of Top 7 rankings in opp. red zone TD% belongs to Miami (four straight).

### CONSECUTIVE SEASONS WITH A TOP 7 RED ZONE DEFENSE (Current NFL Streaks)

| Rk. | Team                  | Seasons |
|-----|-----------------------|---------|
| 1.  | Baltimore Ravens      | 10      |
| 2.  | Miami Dolphins        | 4       |
| 3.  | Seattle Seahawks      | 2       |
| 4.  | Buf., Car., Det., NYJ | 1       |

### Ravens Red Zone History:

• The Ravens have ranked in the NFL's Top 5 in red zone "D" for nine of the past 10 seasons: 2004 (second), 2005 (fifth), 2006 (first), 2007 (third), 2008 (second), 2009 (fourth), 2010 (fifth), 2011 (first), 2012 (second) & 2013 (seventh).

## GET 'EM OUT

Since **Dean Pees** was named the Ravens' "D" coordinator in 2012, Baltimore has forced the NFL's second-most three-&-outs (136, tied with Ari.). The Ravens produced the league's second-most three-and-outs (54) in 2013, and this season has 26 (ranking 10th in the NFL).

### DEFENSIVE THREE-AND-OUTS (Since 2012)

| Rk. | Team              | 3-&-Out Drives |
|-----|-------------------|----------------|
| 1.  | Denver Broncos    | 143            |
| 2.  | Baltimore Ravens  | 136            |
|     | Arizona Cardinals | 136            |
| 4.  | New York Jets     | 128            |
| 5.  | Detroit           | 127            |

## NO 100s HERE

The Ravens haven't allowed a 100-yard rusher in 20-straight games, tying for the NFL's longest active streak. The last player to gain "100" was Green Bay's Eddie Lacy (120) on 10/13/13.

### LONGEST CURRENT STREAKS / CONSECUTIVE GAMES WITHOUT ALLOWING 100-YARD RUSHER

| Rk. | Team              | Games |
|-----|-------------------|-------|
| 1.  | Baltimore Ravens  | 20    |
|     | Arizona Cardinals | 20    |

### Rush "D" Quick Hits:

• From 2006-09, the Ravens produced a 39-game streak of not allowing a 100-yard rusher.  
• The Ravens have allowed 3.45 yards per carry, the NFL's fourth-best mark entering Week 12. Baltimore's 84.5 permitted rushing yards per game is fifth.

## "D" NUMBERS TO RAVE ABOUT

**7-0**

The Ravens' record since 2010 when producing a defensive TD. Only Kansas City (11-0) and Seattle (14-0) have also gone undefeated during this span when posting a D-TD.

**14**

Games the Ravens have not allowed an opponent to score a TD, ranking as the NFL's second-best mark (SF, 18) since 2008.

**18**

Consecutive seasons the Ravens' defense has held opponents to a 4.0 rushing average or less, the NFL's longest such streak (Minnesota is next at nine seasons).

**81**

Goal-to-go TDs allowed by the Ravens since 2008, ranking as the NFL's fewest (Pittsburgh is next with 89).

## SHUTOUT CITY

Since 2000, Baltimore's "D" has tied (Seattle) to produce the NFL's most shutouts, blanking opponents nine times. The Ravens' last shutout came on 11/16/09 in a 16-0 Monday night win at Cleveland.

### NFL SHUTOUT LEADERS (Since 2000)

| Rk. | Team                     | Shutouts |
|-----|--------------------------|----------|
| 1.  | Baltimore / Seattle      | 9        |
| 2.  | New England / Pittsburgh | 8        |

## AN OFFENSIVE DEFENSE

Since 1996, the Ravens own 53 defensive TDs, scoring at least one in each full season of their franchise's existence. Baltimore is 42-7 all time when tallying a D-TD, and since 2003, the Ravens own the NFL's third-most D-TDs (40), going 31-5.

### NFL DEFENSIVE TOUCHDOWNS (Since 2003)

| Rk. | Team              | D-TDs |
|-----|-------------------|-------|
| 1.  | Green Bay Packers | 46    |
| 2.  | Chicago Bears     | 42    |
| 3.  | Baltimore Ravens  | 40    |

### INTERCEPTION TDs (Since 2003)

|    |                     |    |
|----|---------------------|----|
| 1. | Chicago . . . . .   | 33 |
| 2. | Green Bay . . . . . | 31 |
| 3. | Baltimore . . . . . | 30 |

## 15 YEARS OF DOMINANCE

Dating back to their 2000 Super Bowl-winning season, the Ravens' "D" ranks in the Top 3 in most significant categories.

### TOTAL DEFENSE (Yards Allowed Since 2000)

|    |                      |       |
|----|----------------------|-------|
| 1. | Pittsburgh . . . . . | 286.2 |
| 2. | Baltimore . . . . .  | 297.3 |
| 3. | NY Jets . . . . .    | 315.9 |

### TAKE-AWAYS (Most Since 2000)

|    |                       |     |
|----|-----------------------|-----|
| 1. | New England . . . . . | 459 |
| 2. | Chicago . . . . .     | 457 |
| 3. | Baltimore . . . . .   | 455 |

### 3RD-DOWN CONV. PCT. (Pct. Since 2000)

|    |                        |      |
|----|------------------------|------|
| 1. | Baltimore . . . . .    | 34.6 |
| 2. | Philadelphia . . . . . | 35.5 |
| 3. | Chicago . . . . .      | 35.7 |

### INTERCEPTIONS (Most Since 2000)

|    |                     |     |
|----|---------------------|-----|
| 1. | Green Bay . . . . . | 296 |
| 2. | Tampa Bay . . . . . | 285 |
| 3. | Baltimore . . . . . | 282 |

### POINTS PER GAME (Fewest Allowed Since 2000)

|    |                       |      |
|----|-----------------------|------|
| 1. | Baltimore . . . . .   | 17.7 |
| 2. | Pittsburgh . . . . .  | 17.8 |
| 3. | New England . . . . . | 19.0 |

### RUSHING YARDS/GAME (Fewest Allowed Since 2000)

|    |                      |       |
|----|----------------------|-------|
| 1. | Pittsburgh . . . . . | 90.5  |
| 2. | Baltimore . . . . .  | 92.8  |
| 3. | San Diego . . . . .  | 103.4 |

### 4TH-DOWN CONV. PCT. (Pct. Since 2000)

|    |                        |      |
|----|------------------------|------|
| 1. | Baltimore . . . . .    | 41.7 |
| 2. | New England . . . . .  | 42.4 |
| 3. | Philadelphia . . . . . | 44.0 |

### OPPONENT QB RATING (Lowest Since 2000)

|    |                      |      |
|----|----------------------|------|
| 1. | Baltimore . . . . .  | 73.3 |
| 2. | Pittsburgh . . . . . | 75.9 |
| 3. | Green Bay . . . . .  | 77.2 |

# OFFENSIVE NOTES

## “O” RECORDS SET IN WEEK 6

The Ravens' 48-17 victory at Tampa in Week 6 was a record-breaking (or tying) offensive affair. Here are the notable franchise marks from the game:

- **Points in a Road Game:** 48 – Ravens record
- **First-Half Points:** 38 – Ravens record
- **First-Quarter Points:** 28 – Ravens record
- **Points in a Quarter on Road:** 28 (first quarter) – Ravens record
- **Passer Rating:** 146.0, Joe Flacco – Ravens record
- **Passing TDs in a Quarter:** 4 (first quarter), Joe Flacco – Ravens record
- **First Quarter Passing TDs:** 4, Joe Flacco – *ties NFL record*
- **Passing TDs:** 5, Joe Flacco – Ravens record (tied Tony Banks, 9/10/00 vs. Jax.)
- **Total Points in a Half:** 38 (first half) – Ravens 2nd most
- **Total Points:** 48 – Ravens 2nd most (tied with two other occasions)
- **Total TDs:** 6 – Ravens 2nd most (tied with two other occasions)



## PLENTY OF POINTS

In Week 6's win at Tampa Bay, Baltimore scored 48 points, tying the franchise's No. 2 single-game mark and setting a new road game standard. The 48 also rank as the NFL's most road points in 2014.

### RAVENS SINGLE-GAME POINTS (Franchise History)

| Pts.      | Game                  | Result          |
|-----------|-----------------------|-----------------|
| 55        | 11/11/12 vs. Oak.     | W, 55-20        |
| <b>48</b> | <b>10/12/14 at TB</b> | <b>W, 48-17</b> |
| 48        | 12/13/09 vs. Det.     | W, 48-3         |
| 48        | 12/19/05 vs. GB       | W, 48-3         |

### MOST POINTS ON THE ROAD (2014 NFL Season)

| Rk.       | Team             | Pts.      | Game               |
|-----------|------------------|-----------|--------------------|
| <b>1.</b> | <b>Baltimore</b> | <b>48</b> | <b>10/12 at TB</b> |
| 2.        | NY Giants        | 45        | 9/25 at Was.       |
| 3.        | Indianapolis     | 44        | 9/21 at Jax.       |
| 4.        | Buffalo          | 43        | 10/26 at NYJ       |

## MAKE 'EM COUNT

• Baltimore has produced just 15 three-and-outs (the NFL's third fewest) on 112 offensive series, yielding a 13.4% mark, which also ranks as the league's third-best rate.

• Baltimore has produced 48 scoring drives, tying (Sea.) as the NFL's sixth most this season.

## LIMITING THE ERRORS

The Ravens committed just 16 turnovers in their 2012 Super Bowl-winning campaign, producing a franchise single-season low. In team history, Baltimore's fewest penalties committed occurred during the 2001 season, a mark that the Ravens could break in 2014.

### FEWEST PENALTIES (Ravens Single-Season History)

| Year      | Penalties |
|-----------|-----------|
| 2001      | 89        |
| 2010      | 90        |
| 2011      | 92        |
| 1996/2004 | 94        |

Ravens on pace for 96 pen. in 2014

### FEWEST TURNOVERS (Ravens Single-Season History)

| Year | TO |
|------|----|
| 2012 | 16 |
| 2010 | 20 |
| 2008 | 21 |
| 2009 | 22 |

Ravens on pace for 22 TOs in '14

## OFFENSIVE EXPLOSION

The Ravens are averaging 26.1 points per game during the 2014 campaign. Baltimore is on pace to score 418 points this season, which would set a franchise record.

### NFL POINTS PER GAME / 2014 SEASON

| Rk.       | Team                     | Points     | Points/Game |
|-----------|--------------------------|------------|-------------|
| 1.        | Green Bay Packers        | 330        | 33.0        |
| 2.        | New England Patriots     | 323        | 32.3        |
| 3.        | Indianapolis Colts       | 310        | 31.0        |
| 4.        | Philadelphia Eagles      | 299        | 29.9        |
| 5.        | Denver Broncos           | 293        | 29.3        |
| 6.        | Pittsburgh Steelers      | 288        | 26.2        |
| <b>7.</b> | <b>Baltimore Ravens*</b> | <b>261</b> | <b>26.1</b> |
|           | Dallas/New Orleans       | 261        | 26.1        |

\* On pace to set franchise record (398 in 2012)

## OFF TO THE RACES IN '14

In 2013, Baltimore had 5 runs of 20-plus yards. Through 10 games this year, the Ravens already have 11 such plays. Entering Week 12, Baltimore's run game (124.1 ypg - 10th in the NFL) ranks in the Top 3 in several key statistical rushing categories.

### RUSHING FIRST DOWNS (2014 Season)

|           |                      |           |
|-----------|----------------------|-----------|
| 1.        | Seattle              | 96        |
| 2.        | New Orleans          | 76        |
| <b>3.</b> | <b>Baltimore/NYJ</b> | <b>75</b> |

### 4TH QTR. RUSHING YARDS (2014 Season)

|           |                  |            |
|-----------|------------------|------------|
| 1.        | Seattle          | 509        |
| 2.        | New Orleans      | 431        |
| <b>3.</b> | <b>Baltimore</b> | <b>399</b> |

### RUSHES OF 10+ YARDS (2014 Season)

|           |                  |           |
|-----------|------------------|-----------|
| 1.        | Seattle          | 53        |
| 2.        | Dallas           | 44        |
| <b>3.</b> | <b>Baltimore</b> | <b>38</b> |

### RUSHES OF 20+ YARDS (2014 Season)

|           |                  |           |
|-----------|------------------|-----------|
| 1.        | Dallas           | 13        |
| <b>2.</b> | <b>Baltimore</b> | <b>11</b> |
| 3.        | Three Teams      | 10        |

## OFFENSE UNDER HARBS

The Ravens' Top 5 all-time single-game offensive outputs have come during the **John Harbaugh/QB Joe Flacco** Era. In Week 6's win at Tampa Bay, Baltimore posted the ninth-most total net yards in team history (475), a figure that stands as a season high and the seventh most during the Harbaugh/Flacco tenure.

### RAVENS TOP TOTAL NET YARDS (Single-Game History)

| Yards | Game/Date         | Results  |
|-------|-------------------|----------|
| 553   | 9/25/11 at STL    | W, 37-7  |
| 548   | 12/13/09 vs. Det. | W, 48-3  |
| 533   | 12/23/12 vs. NYG  | W, 33-14 |
| 503   | 9/23/12 vs. NE    | W, 31-30 |
| 501   | 9/13/09 vs. KC    | W, 38-24 |

### RAVENS TOP 5 TOTAL YARDS / 2014

|                |     |   |
|----------------|-----|---|
| 10/12 at TB    | 475 | W |
| 09/28 vs. Car. | 454 | W |
| 09/07 vs. Cin. | 423 | L |
| 09/21 at Cle.  | 377 | W |
| 10/19 vs. Atl. | 371 | W |

The 475 at TB rank 9th in team history.

## THIRDTASTIC

In Week 4's 38-10 win vs. Carolina, the Ravens set a franchise record by converting 76.9 percent of their third downs; Baltimore was 10-of-13 on third down. The 76.9 mark ranks as the NFL's best single-game figure since 2012, when Seattle went 11-of-13 (84.6%) in a victory over San Francisco (12/23/12).

### RAVENS THIRD-DOWN CONVERSIONS (Single-Game Franchise Records)

| Rk.       | Game                     | Con.-Att.    | Pct.         |
|-----------|--------------------------|--------------|--------------|
| <b>1.</b> | <b>09/28/14 vs. Car.</b> | <b>10-13</b> | <b>76.9*</b> |
| 2.        | 09/24/00 vs. Cin.        | 12-17        | 70.6         |
| 3.        | 12/10/00 vs. SD.         | 11-16        | 68.8         |

\* Ranks as the NFL's best single-game mark in 2014.

## CONVINCING FASHION

The Ravens average 26.1 points per game (the NFL's seventh-best figure, tied with Dal. and NO). On defense, Baltimore has permitted just 18.1 points per contest, ranking as the league's fifth-best mark. Entering Week 12, Baltimore's +80 differential is No. 3 in the NFL.

### NFL TOTAL POINTS DIFFERENTIAL (2014 Season)

| Rk.       | Team             | Points For | Points Against | Differential |
|-----------|------------------|------------|----------------|--------------|
| 1.        | Green Bay        | 330        | 225            | +105         |
|           | New England      | 323        | 218            | +105         |
| <b>3.</b> | <b>Baltimore</b> | <b>261</b> | <b>181</b>     | <b>+80</b>   |

### Points Quick Hit:

• The Ravens own a +48 points differential in the first half this season, ranking as the NFL's fourth-best mark.



# ALL-TIME RESULTS / TRENDS

## REGULAR SEASON RECORDS


|   | <u>Overall Record</u> | <u>Home</u> | <u>Away</u> |
|---|-----------------------|-------------|-------------|
| Overall   | 164-133-1             | 104-44-1    | 60-89       |
| In M&T Bank Stadium (since 1998)  | 97-36                 | 97-36       | n/a         |
| Coached by Ted Marchibroda  | 16-31-1               | 11-12-1     | 5-19        |
| Coached by Brian Billick  | 80-64                 | 50-22       | 30-42       |
| Coached by John Harbaugh  | 68-38                 | 43-10       | 25-28       |
| vs. AFC Teams   | 126-105               | 80-41       | 46-64       |
| vs. AFC North   | 44-33                 | 27-11       | 17-22       |
| vs. AFC Central (1996-2001)   | 26-28                 | 13-14       | 13-14       |
| vs. AFC East  | 18-18                 | 13-5        | 5-13        |
| vs. AFC South   | 13-13                 | 9-4         | 4-9         |
| vs. AFC West  | 21-13                 | 14-4        | 7-9         |
| vs. NFC Teams   | 43-29-1               | 29-6-1      | 14-23       |
| vs. NFC North   | 6-6                   | 5-1         | 1-5         |
| vs. NFC Central (1996-2001)   | 3-5                   | 3-1         | 0-4         |
| vs. NFC East  | 12-6-1                | 7-1-1       | 5-5         |
| vs. NFC South   | 9-6                   | 5-3         | 4-3         |
| vs. NFC West  | 13-6                  | 9-0         | 4-6         |
| On Monday Night Football - ABC/ESPN   | 9-9                   | 4-2         | 5-7         |
| On NBC/ESPN - Sunday Night or Thursday Night  | 15-13                 | 11-5        | 4-8         |
| On NFL Network  | 4-2                   | 3-0         | 1-2         |
| In Overtime   | 11-9-1                | 7-2-1       | 4-7         |
| Ravens Shutout Wins   | 10-0                  | 5-0         | 5-0         |
| In Season Openers   | 9-10                  | 6-4         | 3-6         |
| Indoors   | 5-11                  | n/a         | 5-11        |
| <b>Note:</b> Baltimore has played in Houston's Reliant Stadium three times (2-1), Indy's Lucas Oil Stadium once (0-1) and Dallas' Texas Stadium once (1-0). Two of those games at Reliant Stadium (12/13/10 and 10/21/12) came when the roof was closed, meaning those games were "indoors," while the other games are considered "outdoors" due to open roofs. |                       |             |             |
| In August   | 0-1                   | 0-1         | 0-0         |
| In September  | 40-25                 | 27-6        | 13-19       |
| In October  | 32-39                 | 18-14       | 14-25       |
| In November   | 46-34-1               | 27-10-1     | 19-24       |
| In December   | 41-32                 | 29-12       | 12-20       |
| In January  | 5-2                   | 3-0         | 2-2         |

## RAVENS REGULAR SEASON TRENDS

| <u>Team</u>                     | <u>Since 2000</u> | <u>Since 2008</u> | <u>2014</u> | <u>Offense</u>                    | <u>Since 2000</u> | <u>Since 2008</u> | <u>2014</u> |
|---------------------------------|-------------------|-------------------|-------------|-----------------------------------|-------------------|-------------------|-------------|
| Record                          | 140-94            | 68-38             | 6-4         | Scoring 20 or more points         | 106-29            | 55-14             | 6-2         |
| vs. AFC North (since 2002)      | 44-33             | 26-15             | 2-3         | Scoring 30 or more points         | 49-3              | 29-1              | 2-0         |
| vs. AFC                         | 104-72            | 50-29             | 3-4         | Having 20 or more first downs     | 60-32             | 38-13             | 5-2         |
| vs. NFC                         | 36-22             | 18-9              | 3-0         | Totaling 350 or more net yards    | 61-25             | 36-10             | 4-1         |
| Home                            | 89-28             | 43-10             | 4-1         | At least 35 minutes time of poss. | 37-5              | 17-3              | 1-0         |
| Away                            | 51-66             | 25-28             | 2-3         | Rushing for 150 or more yards     | 47-12             | 22-4              | 4-0         |
| On grass                        | 57-50             | 19-14             | 2-1         | When not throwing an INT          | 80-13             | 42-6              | 4-0         |
| Artificial turf                 | 83-44             | 49-24             | 4-3         | With a 100-yard rusher            | 48-17             | 20-4              | 2-0         |
| Outdoors                        | 136-86            | 63-34             | 6-4         | Without a 100-yard rusher         | 92-77             | 48-34             | 4-4         |
| Indoors                         | 4-8               | 5-4               | 0-0         | With a 100-yard receiver          | 32-15             | 19-8              | 3-1         |
| September                       | 32-18             | 17-7              | 3-1         | Without a 100-yard receiver       | 108-79            | 49-30             | 3-3         |
| October                         | 29-28             | 13-12             | 2-2         | With a 300-yard passer            | 17-11             | 14-6              | 2-2         |
| November                        | 41-22             | 21-8              | 1-1         | Without a 300-yard passer         | 123-83            | 54-32             | 4-2         |
| December                        | 33-25             | 14-11             | 0-0         | <u>Defense</u>                    | <u>Since 2000</u> | <u>Since 2008</u> | <u>2014</u> |
| January                         | 5-1               | 3-0               | 0-0         | When scoring a defensive TD       | 36-5              | 13-2              | 0-0         |
| Leading at halftime             | 112-16            | 57-10             | 5-0         | When returning an INT for a TD    | 30-2              | 12-1              | 0-0         |
| Trailing at halftime            | 20-67             | 7-25              | 0-4         | When returning a fumble for a TD  | 7-3               | 2-1               | 0-0         |
| Tied at halftime                | 8-11              | 4-3               | 1-0         | Recording 3 or more sacks         | 74-28             | 28-14             | 3-1         |
| Tied after 3 quarters           | 3-6               | 1-2               | 0-0         | Holding opp. under 250 net yards  | 39-4              | 23-4              | 1-0         |
| Leading After 3 quarters        | 120-12            | 62-10             | 5-0         | Holding opp. under 21 points      | 111-32            | 54-11             | 5-1         |
| Trailing after 3 quarters       | 18-75             | 5-29              | 1-4         | Holding opp. under 15 points      | 90-14             | 42-4              | 4-0         |
| Decided by 7 points or less     | 56-50             | 25-26             | 1-3         | Allowing a 100-yard rusher        | 13-19             | 6-8               | 0-0         |
| Decided by 3 points or less     | 33-30             | 17-16             | 1-2         | Not allowing a 100-yard rusher    | 126-76            | 62-30             | 6-4         |
| When scoring first              | 94-26             | 49-11             | 5-1         | Not allowing a 100-yard receiver  | 30-30             | 13-14             | 1-3         |
| When not scoring first          | 46-68             | 19-27             | 1-3         | Not allowing a 100-yard receiver  | 111-63            | 55-24             | 5-1         |
| Positive or even turnover ratio | 118-29            | 54-16             | 4-2         | Allowing a 300-yard passer        | 20-16             | 12-8              | 1-3         |
| Negative turnover ratio         | 22-66             | 14-22             | 2-2         | Not allowing a 300-yard passer    | 119-78            | 56-30             | 5-1         |
| Winning penalty ratio           | 66-40             | 35-14             | 4-2         |                                   |                   |                   |             |
| Losing penalty ratio            | 64-47             | 27-19             | 2-2         |                                   |                   |                   |             |
| Overtime                        | 8-7               | 5-4               | 0-0         |                                   |                   |                   |             |
| When returning a KOR for a TD   | 5-2               | 5-1               | 0-1         |                                   |                   |                   |             |
| When returning a PR for a TD    | 7-2               | 3-0               | 0-0         |                                   |                   |                   |             |

# OFFENSIVE PLAYER NOTES

## JOE COOL



In Week 6's 48-17 win at Tampa Bay, QB Joe Flacco tied a franchise record by throwing 5 TD passes (all occurring in the first 16:03 of the game). Flacco became the fastest QB in NFL history to throw 5 scores in a game. This season, the seven-year veteran is 219-of-351 for 2,521 yards, 17 TDs and 8 INTs.

### RAVENS ALL-TIME PASSING LEADERS (Franchise History)

| Rk. | Player        | G   | Att   | Cmp   | Pct  | Yards  | TD  | INT | Rate |
|-----|---------------|-----|-------|-------|------|--------|-----|-----|------|
| 1.  | Joe Flacco    | 106 | 3,454 | 2,088 | 60.5 | 24,066 | 138 | 86  | 84.4 |
| 2.  | Kyle Boller   | 53  | 1,311 | 746   | 56.9 | 7,846  | 45  | 44  | 71.9 |
| 3.  | V. Testaverde | 29  | 1,019 | 596   | 58.5 | 7,148  | 51  | 34  | 82.8 |

## CAREER DAYS

QB Joe Flacco owns two of the NFL's Top 17 passer ratings this season (the Top 10 are listed below), posting a 146.0 mark at Tampa (10/12) and 137.4 clip vs. Atlanta (10/19). His marks also rank as the Top 2 in Ravens single-game history.

### NFL'S TOP PASSER RATINGS / 2014 SINGLE-GAME HIGHS

| Rk. | QB/Game                       | Att. | Cmp. | Pct. | Yards | TD | INT | Rate  |
|-----|-------------------------------|------|------|------|-------|----|-----|-------|
| 1.  | P. Manning 10/19 vs. SF       | 26   | 22   | 84.6 | 318   | 4  | 0   | 157.2 |
| 2.  | M. Ryan 9/18 vs. TB           | 24   | 21   | 87.5 | 286   | 3  | 0   | 155.9 |
| 3.  | A. Rodgers 10/19 vs. Car.     | 22   | 19   | 86.4 | 255   | 3  | 0   | 154.5 |
| 4.  | A. Rodgers 9/28 vs. Chi.      | 28   | 22   | 78.6 | 302   | 4  | 0   | 151.2 |
| 5.  | Roethlisberger 10/26 vs. Ind. | 49   | 40   | 81.6 | 522   | 6  | 0   | 150.6 |
| 6.  | T. Brady 10/26 vs. Chi.       | 35   | 30   | 85.7 | 354   | 5  | 0   | 148.4 |
| 7.  | J. Flacco 10/12 at TB         | 29   | 21   | 72.4 | 306   | 5  | 0   | 146.0 |
| 8.  | A. Rodgers 11/9 vs. Chi.      | 27   | 18   | 66.7 | 315   | 6  | 0   | 145.8 |
| 9.  | A. Smith 9/29 vs. NE          | 26   | 20   | 76.9 | 248   | 3  | 0   | 144.4 |
| 10. | A. Dalton 11/16 at NO         | 22   | 16   | 72.7 | 220   | 3  | 0   | 143.9 |

### QB Rating Quick Hits:

- Flacco owns a franchise-record 35 100-plus single-game QB ratings.

## FLACCO HOT AT HOME

QB Joe Flacco has been stout at M&T Bank Stadium over the past four-plus seasons, helping lead the Ravens to a 31-6 record.

### JOE FLACCO AT HOME / SINCE 2010

| Player (Record)   | Att   | Cmp | Pct  | Yards | TD | INT | Rate |
|-------------------|-------|-----|------|-------|----|-----|------|
| Joe Flacco (31-6) | 1,203 | 737 | 61.3 | 9,165 | 57 | 24  | 92.4 |

## RAVENS RECORDS

QB Joe Flacco has also posted three of the Top 4 passing games and five of the Top 6 passing seasons in team history.

### RAVENS SINGLE-GAME PASSING YARDS

| Yards | Player           | Opp./Date         |
|-------|------------------|-------------------|
| 429   | Vinny Testaverde | vs. STL, 10/27/96 |
| 389   | Joe Flacco       | at STL, 9/25/11   |
| 385   | Joe Flacco       | at Min., 10/18/09 |
| 382   | Joe Flacco       | vs. NE, 9/23/12   |

### RAVENS SINGLE-SEASON PASSING YARDS

| Rk. | Player (Year)       | Cmp-Att | Pct. | Yards | TD | INT | Rate |
|-----|---------------------|---------|------|-------|----|-----|------|
| 1.  | V. Testaverde ('96) | 325-549 | 59.2 | 4,177 | 33 | 19  | 88.7 |
| 2.  | Joe Flacco ('13)    | 362-614 | 59.0 | 3,912 | 19 | 22  | 73.1 |
| 3.  | Joe Flacco ('12)    | 317-531 | 59.7 | 3,817 | 22 | 10  | 87.7 |
| 4.  | Joe Flacco ('10)    | 306-489 | 62.6 | 3,622 | 25 | 10  | 93.6 |
| 5.  | Joe Flacco ('09)    | 315-499 | 63.1 | 3,613 | 21 | 12  | 88.9 |
| 6.  | Joe Flacco ('11)    | 312-542 | 57.6 | 3,610 | 20 | 12  | 80.9 |

## FLACCO #WINNING

- Joe Flacco's 68 regular season wins are third most (behind T. Brady - 70 & P. Manning - 69) among starting QBs since 2008.

- Flacco has 43 career regular season wins at home, tied (Tom Brady) for the most among starting QBs since Flacco entered the league in 2008.

- Flacco is 31-6 in home games dating back to 2010.

- Baltimore is 31-4 when Flacco produces at least a 100.0 passer rating.

- Baltimore is 20-3 when Flacco is at 110.0 or better.

- Flacco's 62 regular season wins from 2008-13 are the most by a starting QB in his first six seasons in NFL history.

### MOST TOTAL WINS BY QBs (Includes Playoffs / Since 2008)

| Rk. | Player         | Record |
|-----|----------------|--------|
| 1.  | Joe Flacco     | 77-42  |
| 2.  | Tom Brady      | 74-26  |
| 3.  | Peyton Manning | 73-26  |
| 4.  | Drew Brees     | 72-41  |
| 5.  | Aaron Rodgers  | 70-36  |

### MOST CONSECUTIVE STARTS BY QUARTERBACKS (Active Streaks / Regular Season)

| Rk. | Player        | Starts |
|-----|---------------|--------|
| 1.  | Eli Manning   | 161    |
| 2.  | Philip Rivers | 138    |
| 3.  | Joe Flacco    | 106    |

### MOST REG. SEASON WINS BY QUARTERBACKS (First Six Seasons / NFL History)

| Rk. | Player                       | Wins |
|-----|------------------------------|------|
| 1.  | Joe Flacco (2008-13)         | 62   |
| 2.  | Matt Ryan (2008-13)          | 61   |
| 3.  | Ben Roethlisberger (2004-09) | 60   |
| 4.  | Tom Brady (2000-05)          | 58   |

## SUPER BOWL MVP

Super Bowl XLVII MVP QB Joe Flacco was masterful during the Ravens' 2012 playoff run, completing 73 of 126 passes for 1,140 yards, 11 TDs and 0 INTs to produce a 117.2 passer rating. Flacco joined Hall of Fame QB Joe Montana (1989) as the only players to produce 11 TDs and 0 INTs during an NFL postseason.

### JOE FLACCO STATISTICS / 2012 PLAYOFFS

| Game (Opp./Rd.)             | Cmp-Att       | Pct.        | Yards        | TD        | INT      | Rate         |
|-----------------------------|---------------|-------------|--------------|-----------|----------|--------------|
| 1/06/13 vs. Ind. (WC)       | 12-23         | 52.2        | 282          | 2         | 0        | 125.6        |
| 1/12/13 at Den. (Div.)      | 18-34         | 52.9        | 331          | 3         | 0        | 116.2        |
| 1/20/13 at NE (AFC)         | 21-36         | 58.3        | 240          | 3         | 0        | 106.3        |
| 2/03/13 at SF (SB)          | 22-33         | 66.6        | 287          | 3         | 0        | 124.2        |
| <b>Totals (Record: 4-0)</b> | <b>73-126</b> | <b>57.9</b> | <b>1,140</b> | <b>11</b> | <b>0</b> | <b>117.2</b> |

### Flacco Quick Hits:

- In his final six games of 2012 (including playoffs and dating back to 12/23 of the regular season), Flacco was 102-of-170 for 1,483 yards, 13 TDs and 0 INTs, producing a 113.9 passer rating.

- Flacco, Joe Montana (1989) and Kurt Warner (2008) are the only QBs in NFL history to throw 11 TDs in a single postseason. Neither Flacco nor Montana threw an INT in their postseasons.

- In the Ravens' last eight playoff games (since the 2010 season), Flacco is 150-of-253 for 2,012 yards, 18 TDs and 2 INTs (105.0 rating).

## NFL POSTSEASON RECORDS

### PASSING YARDS (Single-Season Playoff History)

|    |                    |       |
|----|--------------------|-------|
| 1. | Eli Manning (2011) | 1,219 |
| 2. | Kurt Warner (2008) | 1,147 |
| 3. | Joe Flacco (2012)  | 1,140 |

### PASSING TOUCHDOWNS (Single-Season Playoff History)

|    |                    |    |
|----|--------------------|----|
| 1. | Joe Flacco (2012)  | 11 |
|    | Joe Montana (1989) | 11 |
|    | Kurt Warner (2008) | 11 |

### PASSING FIRST DOWNS (Single-Season Playoff History)

|    |                       |    |
|----|-----------------------|----|
| 1. | Eli Manning (2011)    | 61 |
| 2. | Peyton Manning (2006) | 55 |
| 3. | Joe Flacco (2012)     | 53 |
|    | Aaron Rodgers (2010)  | 53 |

### PASSER RATING (Min. 80 Att.) (Single-Season Playoff History)

|    |                    |       |
|----|--------------------|-------|
| 1. | Joe Montana (1989) | 146.4 |
| 2. | Troy Aikman (1992) | 126.4 |
| 3. | Joe Flacco (2012)  | 117.2 |
|    | Steve Young (1994) | 117.2 |

# OFFENSIVE PLAYER NOTES

## AIR IT OUT

| PASSING YARDS<br>(2014 Season)  | PASSING YARDS<br>(Since 2010) | TOUCHDOWN PASSES<br>(2014 Season) |
|---------------------------------|-------------------------------|-----------------------------------|
| 1. Andrew Luck . . . 3,388      | 1. Drew Brees . . . 23,506    | 1. Peyton Manning . . 30          |
| 2. Peyton Manning . . 3,301     | 2. Tom Brady . . . . 20,954   | 2. Andrew Luck . . . . 28         |
| 3. B. Roethlisberger . . 3,270  | 3. Philip Rivers . . . 19,962 | Aaron Rodgers . . . 28            |
| 4. Drew Brees . . . . 3,071     | 4. Matt Ryan . . . . 19,909   | 4. Tom Brady . . . . . 24         |
| 5. Matt Ryan . . . . . 2,793    | 5. Eli Manning . . . 19,196   | B. Roethlisberger . . 24          |
| 6. Aaron Rodgers . . . 2,748    | 6. Aaron Rodgers . . 18,144   | 6. Jay Cutler . . . . . 21        |
| 7. Jay Cutler . . . . . 2,695   | 7. Peyton Manning . 18,137    | Philip Rivers . . . . 21          |
| 8. Matt Stafford . . . 2,679    | 8. Roethlisberger . . 18,073  | 8. Drew Brees . . . . . 19        |
| 9. Tom Brady . . . . . 2,649    | 9. Matt Stafford . . 17,869   | 9. Eli Manning . . . . 18         |
| 10. Philip Rivers . . . . 2,544 | 10. Joe Flacco . . . . 17,482 | Tony Romo . . . . . 18            |
| 11. Brian Hoyer . . . . 2,542   |                               | 11. Joe Flacco . . . . . 17       |
| 12. Joe Flacco . . . . . 2,521  |                               | Matt Ryan . . . . . 17            |
|                                 |                               | Ryan Tannehill . . . 17           |

## “O” RECORDS SET IN WEEK 6

The Ravens' 48-17 victory at Tampa in Week 6 was a record-breaking (or tying) offensive affair. Here are the notable franchise marks from the game:

- **Points in a Road Game:** 48 – Ravens record
- **First-Half Points:** 38 – Ravens record
- **First-Quarter Points:** 28 – Ravens record
- **Points in a Quarter on Road:** 28 (first quarter) – Ravens record
- **Passer Rating:** 146.0, Joe Flacco – Ravens record
- **Passing TDs in a Quarter:** 4 (first quarter), Joe Flacco – Ravens record
- **First Quarter Passing TDs:** 4, Joe Flacco – *ties NFL record*
- **Passing TDs:** 5, Joe Flacco – Ravens record (tied Tony Banks, 9/10/00 vs. Jax.)
- **Total Points in a Half:** 38 (first half) – Ravens 2nd most
- **Total Points:** 48 – Ravens 2nd most (tied with two other occasions)
- **Total TDs:** 6 – Ravens 2nd most (tied with two other occasions)



## LEADER OF THE 300s

**QB Joe Flacco** owns a team-record 20 300-yard passing games, including four this season (vs. Cin., vs. Car., at TB and at Pit.).

| 300-YARD PASSING GAMES<br>(Ravens Single Season) | 300-YARD PASSING GAMES<br>(Ravens History) |
|--|--|
| 1. Joe Flacco (2012) . . . . 5                   | 1. Joe Flacco (2008-14) . . . 20           |
| V. Testaverde (1996) . . 5                       | 2. V. Testaverde (1996-97) . . 8           |
| 3. Joe Flacco (2014) . . . . 4                   | 3. Steve McNair (2006-07) . . 2            |
| Joe Flacco (2011) . . . . 4                      | Jeff Blake (2002) . . . . . 2              |
| 5. Joe Flacco (2013) . . . . 3                   | Eric Zeier (1996-97) . . . . 2             |
| Joe Flacco (2009) . . . . 3                      |  |

## FASTEST TO FIVE

**QB Joe Flacco** threw 5 TD passes in Week 6's 48-17 win at TB, becoming the fastest QB since the 1970 AFL-NFL merger to reach the 5-passing TD mark in a game. Flacco more than doubled the next quickest time, set by Ben Roethlisberger in 2007. (Source: Elias Sports Bureau)

### FASTEST QUARTERBACKS TO REACH 5 TDs IN GAME (Since 1970 Merger)

| Quarterback               | Time  | Date/Game        |
|---------------------------|-------|------------------|
| Joe Flacco (Bal.)         | 16:03 | 10/12/14 at TB   |
| Ben Roethlisberger (Pit.) | 28:09 | 11/5/07 vs. Bal. |
| Donovan McNabb (Phi.)     | 28:12 | 12/5/04 vs. GB   |
| Tommy Kramer (Min.)       | 28:55 | 9/28/86 vs. GB   |
| Peyton Manning (Ind.)     | 29:03 | 9/26/04 vs. GB   |

## FLACCO TRENDS

Here are Baltimore's regular season records since 2008 when **QB Joe Flacco** hits a certain milestone or plays in a particular game:

|   |   |
|---|---|
| With 300 passing yards . . . . . 14-6       | On Grass . . . . . 19-14                |
| With 3-or-more TD passes . . . . 11-2       | vs. AFC North . . . . . 26-15           |
| When not throwing an INT . . . . 43-7       | vs. AFC . . . . . 50-29                 |
| With at least 4 comps. of 25+ yards . . 9-3 | vs. NFC . . . . . 18-9                  |
| With at least a 100 QB rating . . . 31-4    | In September . . . . . 17-7             |
| With at least a 110 QB rating . . . 20-3    | In October . . . . . 13-12              |
| When not sacked . . . . . 13-2              | In November . . . . . 21-8              |
| Playing in < 40 degree weather . . 10-5     | In December/January . . . . 17-11       |
| On Turf . . . . . 49-24                     | In season's final four games . . . 16-8 |

**More about the 5-TD performance at Tampa Bay:**

- Flacco became the first NFL QB since Tommy Kramer (in 1986) to throw 4 TDs in a first quarter
- Flacco's 4 passing TDs in the first quarter are the most in *any* quarter in Ravens franchise history.
- Flacco's 5 total passing TDs tie (Tony Banks, 9/10/00 vs. Jax) for the most in Ravens single-game history.
- Flacco's 146.0 passer rating set a franchise record and is the NFL's seventh-best mark in 2014. He was 21-of-29 (72.4%) for 306 yards and 0 INTs.
- Flacco connected with four different receivers on his 5 TDs (**Torrey Smith - 2, Kamar Aiken, Michael Campanaro and Steve Smith Sr.**)

## FLACCO COMEBACK WINS: 20 (18 REGULAR SEASON, 2 PLAYOFFS)

### GAME-WINNING DRIVES IN FOURTH QUARTER OR OVERTIME (20 TOTAL)

| Date/Opp.              | Drive Length               | Scoring Play                            | Time Left   | Score               |
|------------------------|----------------------------|---|-------------|---------------------|
| 11/2/08 at Cle.        | 5 plays, 59 yards in 1:54  | Stover 22-yard field goal               | 5:36        | 30-27               |
| 1/10/09 at Ten. (Div.) | 9 plays, 51 yards in 3:30  | Stover 43-yard field goal               | 0:53        | 13-10               |
| 9/13/09 vs. KC         | 8 plays, 74 yards in 3:15  | Clayton 31-yard pass from Flacco        | 2:06        | 38-24               |
| 11/29/09 vs. Pit.      | 6 plays, 17 yards in 3:23  | Cundiff 29-yard field goal              | 6:42 (OT)   | 20-17               |
| 9/26/10 vs. Cle.       | 10 plays, 69 yards in 5:41 | Boldin 27-yard pass from Flacco         | 9:13        | 21-17               |
| 10/3/10 at Pit.        | 4 plays, 40 yards in 0:36  | Houshmandzadeh 18-yard pass from Flacco | 0:32        | 17-14               |
| 10/24/10 vs. Buf.      | 4 plays, 9 yards in 1:58   | Cundiff 38-yard field goal              | 10:54 (OT)  | 37-34               |
| 12/19/10 vs. NO        | 5 plays, 66 yards in 1:31  | Cundiff 32-yard field goal              | 10:03       | 27-24 (30-24 final) |
| 10/30/11 vs. Ari.      | 5 plays, 37 yards in 0:52  | Cundiff 25-yard field goal              | 0:00        | 30-27               |
| 11/6/11 at Pit.        | 13 plays, 92 yards in 2:16 | T. Smith 26-yard pass from Flacco       | 0:08        | 23-20               |
| 11/24/11 vs. SF        | 16 plays, 76 yards in 7:34 | Pitta 8-yard pass from Flacco           | 14:56       | 13-6 (16-6 final)   |
| 9/23/12 vs. NE         | 7 plays, 70 yards in 1:55  | Tucker 27-yard field goal               | 0:00        | 31-30               |
| 11/04/12 at Cle.       | 9 plays, 81 yards in 4:22  | T. Smith 19-yard pass from Flacco       | 4:26        | 22-15 (25-15 final) |
| 11/25/12 at SD         | 12 plays, 40 yards in 3:09 | Tucker 38-yard field goal               | 0:00        | 13-13               |
|                        | 12 plays, 69 yards in 3:49 | Tucker 38-yard field goal               | 1:07 (OT)   | 16-13               |
| 1/12/13 at Den. (Div.) | 3 plays, 77 yards in :38   | J. Jones 70-yard pass from Flacco       | 0:31        | 35-35               |
|                        | 6 plays, 16 yards in 2:33  | Tucker 47-yard field goal               | 13:18 (2OT) | 38-35               |
| 10/06/13 at Mia.       | 7 plays, 34 yards in 2:25  | Tucker 44-yard field goal               | 1:42        | 26-23               |
| 11/10/13 vs. Cin.      | 8 plays, 28 yards in 4:34  | Tucker 46-yard field goal               | 5:27 (OT)   | 20-17               |
| 12/8/13 vs. Min.       | 5 plays, 80 yards in 0:41  | M. Brown 9-yard pass from Flacco        | 0:04        | 29-26               |
| 12/16/13 at Det.       | 7 plays, 24 yards in 1:43  | Tucker 61-yard field goal               | 0:38        | 18-16               |
| 09/21/14 at Cle.       | 6 plays, 37 yards in 1:58  | Tucker 32-yard field goal               | 0:00        | 23-21               |



# OFFENSIVE PLAYER NOTES

## DEEP THREAT



**WR Torrey Smith** ranks first in Ravens franchise history in yards-per-catch average, posting a 17.1 mark over the four seasons in which he's caught 191 passes for 3,270 yards and 25 TDs (including a team-high 6 in 2014). Dating back to his rookie campaign (2011), Smith's 17.1 average ranks third in the NFL.

### ACTIVE NFL AVERAGE YARDS-PER-CATCH LEADERS (Since 2011)

| Rk. | Player              | Rec.       | Yards        | Avg.        | LG         | TD        |
|-----|---------------------|------------|--------------|-------------|------------|-----------|
| 1.  | Josh Gordon         | 137        | 2,451        | 17.9        | 95t        | 14        |
| 2.  | Malcom Floyd        | 137        | 2,393        | 17.5        | 52t        | 14        |
| 3.  | <b>Torrey Smith</b> | <b>191</b> | <b>3,270</b> | <b>17.1</b> | <b>74t</b> | <b>25</b> |
| 4.  | Kenny Stills        | 63         | 1,072        | 17.0        | 76t        | 7         |
| 5.  | DeSean Jackson      | 225        | 3,812        | 16.9        | 81t        | 19        |

## SMITH WAS SCINTILLATING

**WR Torrey Smith** excelled in 2013. With 6 receptions for 121 yards in Week 5 at Miami, Smith became the first Raven since Qadry Ismail in 1999 to post back-to-back 100-yard receiving games. (Ismail had three straight that year.)

- In Week 15 at Detroit, Smith (now 42) moved past Derrick Mason (35) to produce a franchise record in receptions of 25-or-more yards.
- Smith had 13 catches gaining 25-plus yards in 2013, just 1 shy of the franchise single-season record set by WR Michael Jackson (14) in 1996.
- Smith's 1,128 receiving yards in 2013 were the second most in Ravens single-season franchise history (Jackson – 1,201 in 1996).
- Smith, who produced a 17.4-yard receiving average in 2013, pulled in a 42-yard bomb in Week 16 vs. NE, marking his eighth catch of 40-or-more yards in 2013.

## NOTE THE SMITH QUOTE



**Head Coach John Harbaugh on Torrey Smith:**  
 "In my opinion, he's a premier player in the National Football League. ... He works his rear end off. He has a great attitude. You have to pull the guy back. You have to grab him and say, 'Hey, man. Take a blow!' You have to do that, because he's like a horse – he'll run himself until his heart explodes. He'll do it. He's just a great, great young man."

## TORREY'S COURAGEOUS NIGHT

**WR Torrey Smith** played in the 2012 Week 3 Sunday night victory over New England after his brother, 19-year-old Tevin Jones, passed away in a motorcycle accident that morning. Smith posted 6 catches for 127 yards and 2 TDs in the come-from-behind win, producing the third 100-yard game of his young career.

## SMITH BIG IN SUPER BOWL RUN

In the 2012 thrilling, double-overtime Divisional Playoff win at Denver (38-35 on 1/12/13), **WR Torrey Smith** caught 59-yard and 32-yard TD passes, helping mark the first game in NFL playoff history that a QB (**Joe Flacco**) threw 2 TDs of 59-plus yards (the other being to **WR Jacoby Jones** on a 70-yarder). In the 2012 postseason, Smith recorded a 21.2 yards-per-catch average, reeling in 11 passes for 233 yards.

## LONG BALL LOVE

No doubt, **WR Torrey Smith** is a big-play threat. The fourth-year wideout has 25 career TD catches (including a team-high 6 in 2014). Those career scoring strikes have gained 599 yards for an average of 23.96 yards per touchdown. Here is a breakdown of Smith's career touchdowns:

### TORREY SMITH'S CAREER TOUCHDOWNS (24)

#### Yards Per TD

599 yards on 25 TDs = 23.96-yard scoring average

#### TD Distance Breakdown

|                |                |                |
|----------------|----------------|----------------|
| 1-9 yards: 7   | 10-19 yards: 5 | 20-29 yards: 5 |
| 30-39 yards: 5 | 40-49 yards: 2 | 50+ yards: 1   |

### MOST RECEIVING YARDS (RAVENS SINGLE-GAME HISTORY)

| Yds. | Player/Game (Catches)                           |
|------|---|
| 258  | Qadry Ismail @ Pit., 12/12/99 (6 rec.)          |
| 198  | Derrick Alexander vs. Pit., 12/1/96 (7 rec.)    |
| 166  | <b>Torrey Smith at Buf., 9/29/13 (5 rec.)</b>   |
| 165  | <b>Torrey Smith vs. Cin., 11/20/11 (6 rec.)</b> |
| 164  | Mark Clayton @ Cin., 11/30/08 (5 rec.)          |
| 152  | <b>Torrey Smith at STL, 9/25/11 (5 rec.)</b>    |

### 25+ YARD CATCHES (SINCE 2011)

| Rk. | Player              | No.       |
|-----|---------------------|-----------|
| 1.  | Calvin Johnson      | 52        |
|     | Demaryius Thomas    | 52        |
| 3.  | Jordy Nelson        | 49        |
| 4.  | DeSean Jackson      | 46        |
| 5.  | Vincent Jackson     | 44        |
| 6.  | <b>Torrey Smith</b> | <b>42</b> |
|     | A.J. Green          | 42        |
|     | Dez Bryant          | 42        |

## SMITH IN FINE COMPANY

**WR Torrey Smith** ranks third in Ravens history with 3,270 receiving yards. Impressively, he has posted that total on just 191 catches, producing a franchise-record 17.1 yards-per-catch average.

### RAVENS CAREER RECEIVING YARDS LEADERS

| Rk. | Player              | Rec.       | Yards        | Avg.        | LG         | TD        |
|-----|---------------------|------------|--------------|-------------|------------|-----------|
| 1.  | Derrick Mason       | 471        | 5,777        | 12.3        | 79t        | 29        |
| 2.  | Todd Heap           | 467        | 5,492        | 11.8        | 65t        | 41        |
| 3.  | <b>Torrey Smith</b> | <b>191</b> | <b>3,270</b> | <b>17.1</b> | <b>74t</b> | <b>25</b> |

## SMITH NEARS TEAM RECORD

**WR Torrey Smith's** 1,128 receiving yards (on 65 catches) in 2013 rank second in Ravens single-season history. Smith was just shy of the team mark set by Michael Jackson (1,201 on 76 catches) in 1996.

### MOST RECEIVING YARDS (Ravens Single-Season History)

| Yards        | Catches   | Player (Season)            |
|--------------|-----------|----------------------------|
| 1,201        | 76        | Michael Jackson (1996)     |
| <b>1,128</b> | <b>65</b> | <b>Torrey Smith (2013)</b> |
| 1,105        | 68        | Qadry Ismail (1999)        |
| 1,099        | 62        | Derrick Alexander (1996)   |

## IMPRESSIVE SINCE DAY ONE

In 2011's Week 11 game vs. Cin., **WR Torrey Smith** set a Ravens' single-season and single-game record for receiving yards by a rookie, totaling 165 yards on 6 catches (27.5 avg.). In 2011, he had 50 catches for 841 yards and a Ravens' rookie-record 7 TDs.

### Smith Quick Hits:

- Smith's 26-yard TD catch with 8 seconds remaining in 2011's Week 9 at Pit. capped a 92-yard drive and sealed the Ravens' 23-20 win.
- Impressively, 5 of his 7 TD receptions in 2011 covered at least 25 yards (74, 41, 38, 36, 26, 18 and 8 yards), and he averaged a sensational 34.4 yards-per-TD catch.
- Never before has a Ravens' wideout registered dual 150-yard receiving games in a season (165 vs. Cin. and 152 at STL). Smith also posted the Top 2 receiving yards outputs by a rookie in the NFL in 2011.

# OFFENSIVE PLAYER NOTES

## SEVEN FOR STEVE



In his 14th NFL campaign, **WR Steve Smith Sr.** is adding to an already illustrious career while playing his first season in Baltimore. The five-time Pro Bowler has recorded seven 1,000-yard campaigns dating back to 2001, which ties for the second-highest active total in the league.

### MULTIPLE SEASONS WITH 1,000 RECEIVING YARDS (Active NFL Wide Receivers)

| Rk. | Player (Team)                 | Seasons  |
|-----|-------------------------------|----------|
| 1.  | Reggie Wayne (Ind.)           | 8        |
| 2.  | <b>Steve Smith Sr. (Bal.)</b> | <b>7</b> |
|     | Andre Johnson (Hou.)          | 7        |
|     | Brandon Marshall (Chi.)       | 7        |
| 5.  | Anquan Boldin (SF)            | 6        |
|     | Marques Colston (NO)          | 6        |
|     | Larry Fitzgerald (Ari.)       | 6        |
|     | Roddy White (Atl.)            | 6        |

## AERIAL ACCLAIM

**WR Steve Smith Sr.** ranks 16th all-time in NFL receiving yards, producing 12,925 during his career. That mark also currently places third among active NFL WRs.

| Rk. | Player (Years)                    | Rec.       | Yards         | TDs       |
|-----|-----------------------------------|------------|---------------|-----------|
| 10. | Cris Carter (1987-2002)           | 1,101      | 13,899        | 130       |
| 11. | Henry Ellard (1983-98)            | 814        | 13,777        | 65        |
| 12. | Torry Holt (1999-2009)            | 920        | 13,382        | 74        |
| 13. | Andre Johnson (2003-14)*          | 982        | 13,292        | 62        |
| 14. | Andre Reed (1985-2000)            | 951        | 13,198        | 87        |
| 15. | Steve Largent (1976-89)           | 819        | 13,089        | 100       |
| 16. | <b>Steve Smith Sr. (2001-14)*</b> | <b>885</b> | <b>12,925</b> | <b>71</b> |
| 17. | Irving Fryar (1984-2000)          | 851        | 12,785        | 84        |
| 18. | Art Monk (1980-95)                | 940        | 12,721        | 68        |

\* Active players

## BUYING IN BULK

**WR Steve Smith Sr.** ranks second among active WRs with 47 career 100-yard receiving games (and ties for seventh in NFL history).

### CAREER 100-YARD RECEIVING GAMES / NFL HISTORY

| Rk. | Player (Career)                   | Total     |
|-----|-----------------------------------|-----------|
| 1.  | Jerry Rice (1985-2006)            | 76        |
| 2.  | Randy Moss (1998-2010, 2012)      | 64        |
| 3.  | Marvin Harrison (1996-2008)       | 59        |
| 4.  | Terrell Owens (1996-2011)         | 51        |
| 5.  | Andre Johnson (2003-14)*          | 50        |
|     | Don Maynard (1958-73)             | 50        |
| 7.  | <b>Steve Smith Sr. (2001-14)*</b> | <b>47</b> |
|     | Torry Holt (1999-2009)            | 47        |
|     | Michael Irvin (1988-99)           | 47        |
| 10. | Jimmy Smith (1992-2005)           | 46        |
| 11. | Isaac Bruce (1994-2009)           | 45        |
| 12. | Tim Brown (1988-2004)             | 43        |
|     | James Lofton (1978-93)            | 43        |
|     | Reggie Wayne (2001-14)*           | 43        |

### Smith Sr. 100 Quick Hit:

• Smith Sr. has 4 100-yard receiving games in 2014, posting a team-best 728 yards and 49 catches (he has 4 TDs, too, second on the Ravens). Smith Sr.'s 4 100-yard receiving games tie Mark Clayton (2006) & Michael Jackson (1996) for the most in a Ravens' single season.

## THE EXTRA MILE

**WR Steve Smith Sr.** leads all active NFL passing targets with 127-career 25-plus-yard catches. Smith Sr. bodes well in that category over the past 20 years, too, ranking fifth overall. With his 56-yard TD reception in Week 6's win at Tampa Bay, Smith Sr. now has 30-career catches of 50-or-more yards, also the most among active players. Of those 30, 18 have produced TDs.

### 25-PLUS-YARD RECEPTION LEADERS

| (Active NFL WRs) |                        |            | (NFL WRs / Since 1995) |                        |            |
|------------------|------------------------|------------|------------------------|------------------------|------------|
| Rk.              | Players                | Rec.       | Rk.                    | Players                | Rec.       |
| 1.               | <b>Steve Smith Sr.</b> | <b>127</b> | 1.                     | Randy Moss             | 161        |
| 2.               | Reggie Wayne           | 110        | 2.                     | Terrell Owens          | 158        |
| 3.               | Andre Johnson          | 103        | 3.                     | Isaac Bruce            | 137        |
| 4.               | Larry Fitzgerald       | 101        | 4.                     | Marvin Harrison        | 134        |
| 5.               | Anquan Boldin          | 95         | 5.                     | <b>Steve Smith Sr.</b> | <b>127</b> |

## TOP 5 SINCE '05

**WR Steve Smith Sr.** has posted the NFL's fourth-most receiving yards (10,729) dating back to the 2005 campaign. During that time, he's also tallied 727 receptions (which rank 10th most) and 61 TDs.

### NFL RECEIVING YARDS LEADERS (Since 2005)

| Rk. | Player                 | Rec.       | Yards         | Avg.        | LG         | TD        |
|-----|------------------------|------------|---------------|-------------|------------|-----------|
| 1.  | Larry Fitzgerald       | 834        | 11,245        | 13.5        | 80t        | 81        |
| 2.  | Andre Johnson          | 837        | 11,174        | 13.4        | 77t        | 52        |
| 3.  | Reggie Wayne           | 832        | 11,052        | 13.3        | 66t        | 59        |
| 4.  | <b>Steve Smith Sr.</b> | <b>727</b> | <b>10,729</b> | <b>14.8</b> | <b>80t</b> | <b>61</b> |

## STILL GOING LONG

In **WR Steve Smith Sr.**'s debut as a Raven (Sept. 7 vs. Cin.), he posted an 80-yard TD catch that tied a career high (10/16/05 at Det.). The long bomb also ranks as the fifth-longest passing play in Ravens history and the fourth-longest TD reception.

### RAVENS LONGEST RECEPTIONS / FRANCHISE HISTORY

| Yards | Player                 | Game/Opponent          |
|-------|------------------------|------------------------|
| 92    | Derrick Alexander      | 12/7/97 vs. Sea.       |
| 87t   | Mark Clayton           | 12/10/06 at KC         |
| 86t   | Michael Jackson        | 12/22/96 vs. Hou.      |
| 83t   | Derrick Alexander      | 12/21/97 at Cin.       |
| 80t   | <b>Steve Smith Sr.</b> | <b>9/7/14 vs. Cin.</b> |

### Big Strike Quick Hit - NFL History:

• Smith Sr. has TD catches of 80, 61 and 56 yards in 2014, becoming the fourth player in NFL history with 3 TD catches of 50+ yards in a season at age 35-plus. He joins James Lofton (1991), Jerry Rice (1998) and Joey Galloway (2007) in the select group.

## NOTE THE QUOTE




### Offensive coordinator Gary Kubiak on WR Steve Smith, Sr.'s work ethic:

"He's just so competitive. He brings an edge to practice all the time. He challenges people, as far as how you play and how you go about doing [your work]. He's challenged coaches, too. Every good offense that I've been around, I've had a few of those guys saying, 'Get me the ball, coach!' And that's a good thing, and that's what you want. He works to get the ball, so that's what's impressive to me."

# DEFENSIVE PLAYER NOTES

## T-SIZZLE



**OLB Terrell Suggs**, the 2011 Defensive Player of the Year, owns a franchise-record 99.5 sacks, including 5 in 2014. "Sizzle" posted a team-high 10 sacks in 2013, marking his fifth-career double-digit sack campaign. In Week 5 at Miami, he tied a Ravens' record by notching a sack in his fifth-straight contest. (Paul Kruger - 2012 & Adalius Thomas - 2005 & 2006 also had five-game-sack stretches.)

### RAVENS ALL-TIME SACKS (Career Leaders)

| Rk. | Player (Years)               | Sacks |
|-----|------------------------------|-------|
| 1.  | Terrell Suggs (2003-present) | 99.5  |
| 2.  | Peter Boulware (1997-2005)   | 70.0  |
| 3.  | Michael McCrary (1997-2002)  | 51.0  |
| 4.  | Ray Lewis (1996-2012)        | 41.5  |

### RAVENS ALL-TIME TACKLES (Career Leaders)

| Rk. | Player (Years)               | Tackles |
|-----|------------------------------|---------|
| 1.  | Ray Lewis (1996-2012)        | 2,643   |
| 2.  | Terrell Suggs (2003-present) | 794     |
| 3.  | Kelly Gregg (2001-2010)      | 721     |

## SACKS OF "DOOM"



In 2013, the Ravens signed free agent **OLB Elvis Dumervil**, who spent his first seven seasons with Denver. Dumervil has now totaled 316 tackles (225 solo), 83.5 sacks, 20 FFs, 10 FRs, 1 INT and 14 passes defensed during his career. He has a team-high 10.5 QB drops in 2014, which also tie (Connor Barwin) for second in the NFL entering Week 12. Since entering the NFL in 2006, Dumervil's 83.5 sacks rank fifth most among active players.

### NFL ACTIVE SACKS LEADERS (Since 2006)

| Rk. | Player         | Sacks | Yards |
|-----|----------------|-------|-------|
| 1.  | DeMarcus Ware  | 118   | 755.5 |
| 2.  | Jared Allen    | 111   | 712.5 |
| 3.  | Mario Williams | 86.5  | 494   |
| 4.  | Robert Mathis  | 85.5  | 547.5 |
| 5.  | Elvis Dumervil | 83.5  | 538   |
| 6.  | Julius Peppers | 83    | 502.5 |

### "Doom" Quick Hits:

- Doom has at least 1.5 sacks in five different games this season. He owns a team-best 10.5 QB drops (tied for second in the NFL) and a league-high 85.5 sack yards.
- With 4.5 more sacks, Dumervil (10.5) will tie the Ravens' single-season record held by Peter Boulware (15 in 2001).

### SUGGS' CAREER SACKS (Most vs. a Single Team)

1. Cleveland Browns . . . . . 15
2. Pittsburgh Steelers. . . . . 14.5
3. Cincinnati Bengals . . . . . 8.5
4. Miami Dolphins . . . . . 7
5. Houston Texans . . . . . 6

**Note:** Including playoffs, Suggs has totaled 19.5 sacks vs. Pittsburgh.

### RAVENS SACKS LEADERS (Single-Season Records)

1. Peter Boulware (2001) . . . . . 15
  2. Michael McCrary (1998) . . . . . 14.5
  3. Terrell Suggs (2011) . . . . . 14
  4. Trevor Pryce (2006) . . . . . 13
  5. Terrell Suggs (2003) . . . . . 12
  6. Peter Boulware (1997) . . . . . 11.5
- Michael McCrary (1999) . . . . . 11.5

### NFL SACKS LEADERS (2014 Season)

1. Justin Houston . . . . . 12
  2. Elvis Dumervil. . . . . 10.5
- Connor Barwin . . . . . 10.5
4. Marcell Dareus. . . . . 10
  - Von Miller. . . . . 10
  - Mario Williams. . . . . 10

### RAVENS SACKS LEADERS (2014 Season)

1. Elvis Dumervil. . . . . 10.5
2. Terrell Suggs . . . . . 5
3. Pernell McPhee . . . . . 4
4. Haloti Ngata . . . . . 2
5. Daryl Smith. . . . . 1
6. Three Players . . . . . .5

## HOT OFF THE EDGE

Since entering the NFL in 2003, **OLB Terrell Suggs'** 99.5 sacks rank sixth among active players, while his 709 yards lost also stand sixth. Suggs had a team-, career- and AFC-high 14 sacks in 2011 and had an impressive 10 QB drops during the 2013 campaign.

### NFL ACTIVE SACKS LEADERS (Since 2003)

| Rk. | Player         | Sacks | Yards |
|-----|----------------|-------|-------|
| 1.  | Jared Allen    | 131   | 824.5 |
| 2.  | DeMarcus Ware  | 126   | 802.5 |
| 3.  | Julius Peppers | 111.5 | 674   |
| 4.  | Robert Mathis  | 111   | 777.5 |
| 5.  | John Abraham   | 106   | 735.5 |
| 6.  | Terrell Suggs  | 99.5  | 709   |
| 7.  | Dwight Freeny  | 97    | 715.5 |

### Suggs Quick Hits:

- The Ravens are 59-23 all time when Suggs records at least a half-sack. Baltimore is 14-1 when he tallies 2 or more sacks and 5-0 when he posts 3 sacks.
- Suggs has 5 sacks this season, 1 of which produced a safety in the Week 7 win over Atlanta. Suggs' safety is the eighth in franchise history and the first since Jameel McClain produced one on 11/23/08 vs. Philly.

### RAVENS FORCED FUMBLES (Career Leaders)

1. Terrell Suggs . . . . . 29
2. Ray Lewis . . . . . 20
3. Adalius Thomas . . . . . 15

### RAVENS FUMBLE RECOVERIES (Career Leaders)

1. Ray Lewis . . . . . 20
2. Terrell Suggs . . . . . 12
3. Ed Reed . . . . . 10

## DUAL SACKS FOR DUMERVIL

Though he missed the entire 2010 campaign due to injury (torn pectoral), **OLB Elvis Dumervil's** 27 games with at least 1.5 sacks are the NFL's third most since 2006. (He has five such games in 2014.)

### MULTIPLE-SACK (1.5 OR MORE) GAMES (Since 2006)

| Rk. | Player                | Multiple Sack Games |
|-----|-----------------------|---------------------|
| 1.  | Jared Allen (Chi.)    | 30                  |
| 2.  | DeMarcus Ware (Den.)  | 29                  |
| 3.  | Elvis Dumervil (Bal.) | 27                  |
| 4.  | Robert Mathis (Ind.)  | 23                  |
| 5.  | Julius Peppers (GB)   | 21                  |

### MOST NFL SACKS (Since 2013)

1. Robert Quinn . . . . . 25
  2. Justin Houston . . . . . 23
- Mario Williams. . . . . 23
4. Elvis Dumervil. . . . . 20
  - J.J. Watt. . . . . 20

## BALTIMORE BOOKENDS

**OLB Terrell Suggs** and **OLB Elvis Dumervil**, who team to form one of the NFL's top pass-rushing duos, have combined to produce 518 QB hurries/knockdowns and 183 sacks in their careers. (QB hurries/knockdowns are compiled by STATS.)

### CAREER PASS-RUSHING STATS (Terrell Suggs & Elvis Dumervil)

| Player         | QB Hurries/<br>Knockdowns | Sacks      | Yards        |
|----------------|---------------------------|------------|--------------|
| Terrell Suggs  | 320.5                     | 99.5       | 709          |
| Elvis Dumervil | 197.5                     | 83.5       | 538          |
| <b>Totals</b>  | <b>518</b>                | <b>183</b> | <b>1,247</b> |



# DEFENSIVE PLAYER NOTES

## ROOKIE LB SHINES



First-round draft choice **LB C.J. Mosley**, who was named the NFL's Defensive Rookie of the Month for October, has been outstanding. The 17th-overall pick is constantly all over the field, and in Week 5 at Indy, posted a game-high 14 tackles, 1 QB hit, 1 INT and 1 PD. Mosley already owns two of the Top 3 tackle performances by a rookie in Ravens history.

### RAVENS TACKLES BY A ROOKIE (Single-Game History)

| Player (Game)                         | Tackles   |
|---------------------------------------|-----------|
| Ray Lewis (10/27/96 vs. STL)          | 16        |
| <b>C.J. Mosley (10/5/14 at Ind.)</b>  | <b>14</b> |
| <b>C.J. Mosley (10/26/14 at Cin.)</b> | <b>13</b> |
| Ray Lewis (9/8/96 at Pit.)            | 13        |
| Ray Lewis (12/22/96 vs. Hou.)         | 13        |

\* Mosley's 87 tackles (right chart) rank first among NFL rookies in 2014.

### NFL'S MOST TACKLES / 2014

| Rk.       | Player                        | Tackles   |
|-----------|-------------------------------|-----------|
| 1.        | Luke Kuechly . . . . .        | 116       |
| 2.        | Lavonte David . . . . .       | 115       |
| 3.        | Paul Worrilow . . . . .       | 97        |
| 4.        | DeAndre Levy . . . . .        | 96        |
| 5.        | Lawrence Timmons . . . . .    | 94        |
| 6.        | Curtis Lofton . . . . .       | 93        |
| 7.        | Brandon Marshall . . . . .    | 88        |
| <b>8.</b> | <b>C.J. Mosley*</b> . . . . . | <b>87</b> |
| 9.        | Daryl Smith . . . . .         | 83        |

## ROOKIE OF THE YEAR CANDIDATE

Rookie **LB C.J. Mosley** is second (tied with Emmanuel Lamur) among all NFL LBs with 7 passes defended (including 2 INTs) this season. Most impressively, Mosley is the *only* NFL defender with at least 85 tackles, an INT, a fumble recovery and a forced fumble.

### C.J. MOSLEY / 2014 STAT LINE

| Total Tackles | Solo | INT | Yds | PD | QBH | FF | FR |
|---------------|------|-----|-----|----|-----|----|----|
| 87            | 55   | 2   | 23  | 7  | 5   | 1  | 1  |

## J. SMITH OUT FOR SEASON



**CB Jimmy Smith**, one of the NFL's top cornerbacks and the Ravens' 2011 first-round pick, suffered a foot injury in Week 8 at Cincy and has been placed on Injured Reserve for the rest of the season. Even though he missed the past two games, Smith is still first on the team with 8 PD, also racking up 28 tackles.

- In Week 6's 48-17 win at Tampa Bay, Smith had 5 tackles and 1 INT, which he returned 31 yards to help set up a Ravens' TD.
- Smith has been outstanding over the past couple seasons. In 2013, he had 16 passes defended (third on the team), adding 2 INTs, 2 FFs and 58 tackles in his first year as a regular starter for the club.

## TANGLED IN THE WEBB



Ravens **CB/RS Lardarius Webb** led the Ravens with 22 passes defended in 2013, a total that ranked second in the NFL (Tennessee's Alterraun Verner had 23). Webb, who missed most of the 2012 campaign with a torn ACL, returned to action in 2013 and helped guide a Ravens' secondary that allowed just 56.9 percent of opponent passes to be completed. In 2014, Webb has 6 PD for the Ravens, fourth most on the team.

### NFL'S MOST PASSES DEFENSED (2013 Season)

| Rk.       | Player (Team)                | PD        | INTs     |
|-----------|------------------------------|-----------|----------|
| 1.        | Alterraun Verner (Ten.)      | 23        | 5        |
| <b>2.</b> | <b>Lardarius Webb (Bal.)</b> | <b>22</b> | <b>2</b> |
| 3.        | Leodis McKelvin (Buf.)       | 21        | 1        |

## THE DOMINANT DT



One of the NFL's most disruptive forces, **DT Haloti Ngata** was named to his fifth Pro Bowl in 2013. Perhaps the NFL's most athletic defensive tackle, Ngata stops the run (525 career tackles), rushes the passer (25.5 career sacks) and can even drop into coverage (an impressive 5 career INTs).

Baltimore has a history of strong run defense, and with Ngata's help since 2006, has been consistently sturdy on the ground.

### RAVENS RUSHING DEFENSE RANKINGS (Since Ngata Entered NFL in 2006)

| Year | Yards Per Game Allowed |      | Avg. Per Play Allowed |      |
|------|------------------------|------|-----------------------|------|
|      | Total                  | Rank | Total                 | Rank |
| 2014 | 84.5                   | 5th  | 3.4                   | 4th  |
| 2013 | 105.4                  | 11th | 3.8                   | 5th  |
| 2012 | 122.8                  | 20th | 4.0                   | 8th  |
| 2011 | 92.6                   | 2nd  | 3.5                   | 2nd  |
| 2010 | 93.9                   | 5th  | 3.9                   | 8th  |
| 2009 | 93.3                   | 5th  | 3.4                   | 1st  |
| 2008 | 81.4                   | 3rd  | 3.6                   | 5th  |
| 2007 | 79.3                   | 2nd  | 2.8                   | 1st  |
| 2006 | 75.9                   | 2nd  | 3.3                   | 2nd  |

## "NGATA" ON US

Dating back to 2006, when **DT Haloti Ngata** entered the NFL, the Ravens have allowed the NFL's fewest rushing TDs (69) and the NFL's second-fewest (tied) rushing yards per game (92.4 ypg).

### RUSHING TOUCHDOWNS (Fewest Allowed Since 2006)

1. Baltimore . . . . . 69
2. Pittsburgh . . . . . 76
3. New England . . . . . 81

### RUSHING YARDS PER GAME (Fewest Allowed Since 2006)

1. Pittsburgh . . . . . 90.6
- 2. Baltimore . . . . . 92.4**
- Minnesota . . . . . 92.4

## D-TACKLE DOMINANCE

**DT Haloti Ngata** has 13.5 sacks since 2011, also racking up 196 tackles (tied for fourth among NFL DTs) and posting 16 PD, which rank first among NFL DTs during this span. In 2014, Ngata has 29 total tackles, 2 sacks, 7 PD (most among NFL DTs) and 2 INTs.

### MOST TACKLES BY NFL DTs (Since 2011)

1. Domata Peko (Cin.) . . . 212
2. Jurrell Casey (Ten.) . . . 205
3. Justin Smith (SF) . . . . 203
- 4. Haloti Ngata (Bal.) . . . 196**
- Linval Joseph (Min.) . . . 196

### MOST INTS BY NFL DTs (Since 1970 Merger)

| Rk.       | Player                        | INTs     |
|-----------|-------------------------------|----------|
| <b>1.</b> | <b>Haloti Ngata . . . . .</b> | <b>5</b> |
|           | Dan Wilkinson . . . . .       | 5        |
|           | Kevin Williams . . . . .      | 5        |
| 4.        | Seven Players . . . . .       | 4        |

### Ngata Quick Hit:

- Dating back to 2011, Ngata is the *only* NFL DT who has posted at least 190 tackles (193), 10 sacks (13.5) and 10 PD (16).
- Ngata ranks fifth on the Ravens' all-time tackles chart (525).
- Ngata is the *only* DT in NFL history with multiple 2+ INT seasons (2008 & 2014).

## RUSH "D" NUMBER TO RAVE ABOUT

**18**

Consecutive seasons the Ravens' defense has held opponents to a 4.0 rushing average or less, the NFL's longest such streak (Minnesota is next at nine seasons).

# SPECIAL TEAMS PLAYER NOTES

## JACOBY'S JAUNTS



Pro Bowler **WR/RS Jacoby Jones** now has 4 regular season KOR-TDs and 1 playoff KOR-TD as a Raven. In 2014's Week 9 game at Pittsburgh, he recorded another 108-yard KOR-TD, the third of his career (2 regular season and 1 in the Super Bowl). With a 30.3 career return mark in Baltimore, Jones is the Ravens' all-time leader in KOR average (listed below).

In 2012, Jones posted 2 KOR-TDs (108 yards and 105 yards) and was the NFL's only player with dual KOR-TDs. He also became the first Raven to ever have multiple KOR-TDs in a single season *and* career.

### RAVENS CAREER KICKOFF RETURN AVERAGE (Franchise History)

| Rk. | Player (Years)           | KOR | Yards | Avg. | Long | TD |
|-----|--------------------------|-----|-------|------|------|----|
| 1.  | Jacoby Jones (2012-14)   | 89  | 2,693 | 30.3 | 108t | 4  |
| 2.  | Corey Harris (1998-2001) | 123 | 2,950 | 24.0 | 95t  | 1  |
| 3.  | Yamon Figurs (2007-08)   | 75  | 1,746 | 23.3 | 94t  | 1  |

#### NFL Record Note:

• Jones is the only player in NFL history to record multiple KOR-TDs of at least 105 yards in a career (he has two 108-yarders & a 105-yarder).

## PRIME PUNT RETURNER

Since entering the NFL in 2007, **WR/RS Jacoby Jones** has registered the NFL's second-most PR yards (2,561 on 255 returns). Jones has returned 4 punts for TDs during this time, including his most recent 63-yarder in 2012's Week 11 win at Pit. He also owns 8 punt returns of 50-or-more yards, including three 70-plus-yarders that produced TDs.

### ACTIVE NFL PUNT RETURN YARDS (Since 2007)

| Rk. | Player       | PR  | Yards | Avg. | Long | TD |
|-----|--------------|-----|-------|------|------|----|
| 1.  | Devin Hester | 229 | 2,792 | 12.2 | 89t  | 11 |
| 2.  | Jacoby Jones | 255 | 2,561 | 10.0 | 79t  | 4  |
| 3.  | Ted Ginn Jr. | 173 | 1,922 | 11.1 | 87t  | 4  |



## A DIFFERENCE-MAKER

• **WR/RS Jacoby Jones** now has 4 regular season KOR-TDs and 1 playoff KOR-TD as a Raven (5 total). In 2014's Week 9 game at Pittsburgh, he recorded another 108-yard KOR-TD, the third of his career (2 regular season and 1 in the Super Bowl).

• Including playoffs, Jones has 6-career KOR-TDs (5 in three seasons as a Raven, with one especially memorable highlight being his 108-yard Super Bowl XLVII return in New Orleans).

• Jones's 31.7 KOR average in 2014 ranks as the NFL's second-best mark entering Week 12 (Adam Jones, 32.6).

### NFL KICKOFF RETURN AVG. (Since 2012 / Min. 30 Ret.)

|    |                             |      |
|----|-----------------------------|------|
| 1. | Percy Harvin . . . . .      | 30.7 |
| 2. | Jacoby Jones . . . . .      | 30.3 |
| 3. | Cordarrelle Patterson . . . | 29.6 |

### COMBINED KICK RETURN TDs (Since 2012)

|    |                            |                 |
|----|----------------------------|-----------------|
| 1. | Jacoby Jones . . . . .     | 5 (4 KOR, 1 PR) |
| 2. | Trindon Holliday . . . . . | 4 (2 KOR, 2 PR) |
| 3. | Darius Reynaud . . . . .   | 3 (2 PR, 1 KOR) |

## LEAGUE'S LONGEST

### LONGEST KICKOFF RETURNS / NFL HISTORY (Regular Season & Postseason)

| Rk. | Player                       | KOR Long | Game/Date          |
|-----|------------------------------|----------|--------------------|
| 1.  | Cordarrelle Patterson (Min.) | 109t     | 10/27/13 vs. GB    |
| 2.  | Jacoby Jones (Bal.)          | 108t     | 11/2/14 at Pit.    |
|     | Jacoby Jones (Bal.)          | 108t     | 2/3/13 vs. SF (SB) |
|     | Jacoby Jones (Bal.)          | 108t     | 10/14/12 vs. Dal.  |
|     | Knile Davis (KC)             | 108t     | 12/1/13 vs. Den.   |
|     | Randall Cobb (GB)            | 108t     | 9/8/11 vs. NO      |
|     | Ellis Hobbs (NE)             | 108t     | 9/9/07 at NYJ      |

## JONES ELECTRIFIES

**WR/RS Jacoby Jones** ranked first in the NFL with a 30.7 KOR average and had 3 combined kick return TDs (2 KOR & 1 PR) in the Ravens' 2012 Super Bowl season. Not only is Jones the first Raven to tally 3 total kick return TDs in a season, but he's one of six NFL players since 2008 to score a PR, KOR & receiving TD in a single campaign.

### KICKOFF RETURN AVG. (2012 Season)

|    |                           |      |
|----|---------------------------|------|
| 1. | Jacoby Jones . . . . .    | 30.7 |
| 2. | Leon Washington . . . . . | 29.0 |
| 3. | Joe McKnight . . . . .    | 27.5 |
| 4. | Josh Cribbs . . . . .     | 27.4 |
|    | Marcus Thigpen . . . . .  | 27.4 |

### COMBINED KICK RETURN TDs (2012 Season)

|    |                            |                 |
|----|----------------------------|-----------------|
| 1. | Jacoby Jones . . . . .     | 3 (2 KOR, 1 PR) |
|    | Darius Reynaud . . . . .   | 3 (2 PR, 1 KOR) |
| 3. | Trindon Holliday . . . . . | 2 (1 KOR, 1 PR) |
|    | Leodis McKelvin . . . . .  | 2 (both PR)     |
|    | Michael Spurlock . . . . . | 2 (1 PR, 1 KOR) |
|    | Marcus Thigpen . . . . .   | 2 (1 KOR, 1 PR) |

### PLAYERS W/ KOR, PR & REC. TDs IN A SEASON / SINCE 2008

| Player                  | Season | KR-TD | PR-TD | Rec. TD |
|-------------------------|--------|-------|-------|---------|
| Jeremy Ross (Det.)      | 2013   | 1     | 1     | 1       |
| Jacoby Jones (Bal.)     | 2012   | 2     | 1     | 1       |
| Michael Spurlock (Chi.) | 2012   | 1     | 1     | 1       |
| Randall Cobb (GB)       | 2011   | 1     | 1     | 1       |
| Devin Hester (Atl.)     | 2011   | 1     | 2     | 1       |
| Josh Cribbs (Cle.)      | 2009   | 3     | 1     | 1       |

## SPECIAL TEAMS UNIT RECEIVES HIGH MARK... AGAIN

In 2013, senior NFL writer Rick Gosselin of *The Dallas Morning News* ranked the Ravens' special teams unit No. 5 in the league in his annual comprehensive ratings system that is based on 22 categories, assigning points according to each standing — 1 for best, 32 for worst. In 2012, Gosselin ranked the Ravens' unit No. 2 in the NFL, just behind the Vikings, who finished first.

# ADDITIONAL PLAYER NOTES

## SOARING WITH SAM



**P Sam Koch**, a 2010 Pro Bowl alternate, owns a 44.9 career gross average and 38.8 career net average, both marks that rank first in Ravens history. In 2012, Koch posted a career-high and Ravens franchise-record 47.1-yard gross average and a 40.8-yard net average, shattering his previous personal bests.

### CAREER GROSS PUNTING AVG. (Ravens History)

| Rk. | Player          | Avg. |
|-----|-----------------|------|
| 1.  | Sam Koch        | 44.9 |
| 2.  | Greg Montgomery | 43.2 |
| 3.  | Dave Zastudil   | 41.6 |

### CAREER NET PUNTING AVG. (Ravens History)

| Rk. | Player          | Avg. |
|-----|-----------------|------|
| 1.  | Sam Koch        | 38.8 |
| 2.  | Greg Montgomery | 37.2 |
| 3.  | Kyle Richardson | 35.4 |

## PINNING 'EM DEEP

**P Sam Koch** is the Ravens' all-time leader in punts inside the 20 (currently has 244 during his career). In 2010, he posted a career-high 39 boots inside the 20, which were the NFL's second most and tie for eighth best all time in league history.

### PUNTS INSIDE THE 20 (Ravens History)

| Rk. | Player          | In 20 |
|-----|-----------------|-------|
| 1.  | Sam Koch        | 244   |
| 2.  | Kyle Richardson | 128   |
| 3.  | Dave Zastudil   | 89    |

### PUNTS INSIDE THE 20 (2010 NFL Season)

| Rk. | Player            | In 20 |
|-----|-------------------|-------|
| 1.  | Steve Weatherford | 42    |
| 2.  | Sam Koch          | 39    |
| 3.  | Andy Lee          | 34    |

### Koch Quick Hit:

• In 2010, Koch (39) tied (Kyle Richardson, 1999) for the most single-season punts inside the 20 in Ravens history.

## KOCH AMONG THE BEST

Since entering the NFL in 2006, **P Sam Koch's** 244 punts inside the 20 tie for third in the league.

### NFL PUNTS INSIDE THE 20 / SINCE 2006

| Rk. | Player               | In 20 |
|-----|----------------------|-------|
| 1.  | Dustin Colquitt (KC) | 278   |
| 2.  | Andy Lee (SF)        | 250   |
| 3.  | Sam Koch (Bal.)      | 244   |
|     | Donnie Jones (Phi.)  | 244   |

## SAMS SCORES

In the 2012 Week 10 win over Oakland, **P Sam Koch** scored his first-career TD on a fake FG in the third quarter, scampering 7 yards for the score.

## BALTIMORE FOOTBALL IRONMAN

In Week 2 vs. Pittsburgh, **P Sam Koch** passed OLB Jarret Johnson (129 games from 2003-11) for the longest streak (now 138 games) in Ravens history. Koch has not missed a game in his NFL career.

## KOCH NO. 1 WITH IN20 PCT.

**P Sam Koch** is having a monster year in 2014, particularly in helping Baltimore win the battle of field position. Koch only has 2 touchbacks on 35 punts, while his 54.3 punts inside the 20 percentage ranks first in the NFL.

### PUNTS INSIDE THE 20 PCT. / 2014 SEASON

| Rk. | Player               | Punts | In20 | In20% |
|-----|----------------------|-------|------|-------|
| 1.  | Sam Koch (Bal.)      | 35    | 19   | 54.3  |
| 2.  | Jon Ryan (Sea.)      | 37    | 18   | 48.6  |
| 3.  | Dustin Colquitt (KC) | 42    | 20   | 47.6  |

## FORSETT FLYING BY



Seventh-year veteran **RB Justin Forsett** is having a career season. Forsett, who signed with the Ravens this past April, has 721 rushing yards and 5 TDs in 10 games. He's already set new single-season career highs, breaking his previous bests of 619 yards and 4 TDs from 2009 while playing for Seattle.

### RUSHING YARDS (2014 Season)

|    |                |       |
|----|----------------|-------|
| 1. | DeMarco Murray | 1,233 |
| 2. | Le'Veon Bell   | 951   |
| 3. | Arian Foster   | 822   |
| 4. | Marshawn Lynch | 813   |
| 5. | Matt Forte     | 733   |
| 6. | LeSean McCoy   | 729   |
| 7. | Justin Forsett | 721   |

### RUSHING AVERAGE (2014 Season)

|    |                |      |
|----|----------------|------|
| 1. | Russell Wilson | 7.72 |
| 2. | Justin Forsett | 5.42 |
| 3. | Jamaal Charles | 5.20 |
| 4. | Khiry Robinson | 5.16 |
| 5. | Arian Foster   | 5.11 |

### RUSHES OF 10+ YARDS (2014 Season)

|    |                |    |
|----|----------------|----|
| 1. | DeMarco Murray | 35 |
| 2. | Justin Forsett | 24 |
|    | Le'Veon Bell   | 24 |

### RUSHES OF 20+ YARDS (2014 Season)

|    |                |    |
|----|----------------|----|
| 1. | DeMarco Murray | 10 |
| 2. | Justin Forsett | 8  |
| 3. | Arian Foster   | 7  |
| 4. | Le'Veon Bell   | 6  |
|    | Lamar Miller   | 6  |

## TOP TE TARGET



Two-time Pro Bowl **TE Owen Daniels** has made a reception in 97-straight games, tying for the longest active streak among NFL TEs. In Week 2 vs. Pit., he had his 5th-career 2-TD game, finishing with 5 catches for 28 yards. Daniels has been one of the NFL's most productive TEs since his 2006 All-Rookie season. Among active TEs, he ranks fifth in both catches (420) and receiving yards (4,965) and eighth in TDs (32).

### CONSECUTIVE GAMES WITH AT LEAST ONE CATCH (NFL Tight Ends / Active Streaks)

| Rk. | Player (Team)       | Games | Started  |
|-----|---------------------|-------|----------|
| 1.  | Owen Daniels (Bal.) | 97    | 12/10/06 |
|     | Jason Witten (Dal.) | 97    | 11/16/08 |
| 3.  | Heath Miller (Pit.) | 92    | 11/20/08 |
| 4.  | Rob Gronkowski (NE) | 60    | 09/12/10 |
| 5.  | Antonio Gates (SD)  | 51    | 10/23/11 |

### Daniels Quick Hit:

• Since 2006, Daniels is third among NFL TEs in first-down conversions (283) and fourth in percentage of first-down conversions (67.4%). Daniels also ranks seventh in the league (among TEs) with 34 receptions of 25-plus yards since he entered the NFL in 2006.

## HERE'S WHAT BROWN DID



**WR Marlon Brown**, an undrafted rookie free agent in 2013, had 7 TD catches last year, tying **WR Torrey Smith** (7 in 2011) for the franchise rookie record and the most (tied with Detroit TE Joseph Fauria) among all NFL RFAs in 2013. In Week 14 vs. Minnesota, Brown led the Ravens by setting career highs in catches (7) and receiving yards (92), winning Pepsi Next Rookie of the Week honors. Brown scored the game-winning TD (9 yards) for Baltimore with 4 seconds remaining in the contest.

### MOST TOUCHDOWNS (All-Time Ravens Rookies)

| Rk. | Player (Year)       | TD |
|-----|---------------------|----|
| 1.  | Marlon Brown (2013) | 7  |
|     | Torrey Smith (2011) | 7  |
| 3.  | Jamal Lewis (2000)  | 6  |

### MOST TOUCHDOWNS (2013 NFL Undrafted Rookies)

| Rk. | Player (Team)        | TD |
|-----|----------------------|----|
| 1.  | Marlon Brown (Bal.)  | 7  |
|     | Joseph Fauria (Det.) | 7  |
| 3.  | Tim Wright (TB)      | 5  |



# SPECIAL TEAMS PLAYER NOTES

## JUST FOR KICKS



In 2013, **K Justin Tucker** earned his first Pro Bowl honor by setting team records in FGs made (38) and FGs attempted (41), with both figures tying (Stephen Gostkowski) for the NFL's most. Tucker had a franchise-record 140 points (tied for sixth in NFL), while his 6 FGs of 50+ yards tied (several players) for the NFL's most.

- In addition to his 2013 Pro Bowl honor, Tucker was named Special Teams Player of the Month (November) and AFC Special Teams Player of the Week three times.
- Tucker made 33-straight FGs at one point during the 2013 season, ranking as the NFL's fourth-longest streak of all time.
- His 6 FGs made on 12/16 at Det. set a team record and were a single-game NFL high in 2013. Against the Lions, he became the first NFL kicker ever to connect from the 20-, 30-, 40-, 50- & 60-yard range in a game.
- Tucker kicked 3 game-winning FGs in 2013, including a franchise-record 61-yarder at Detroit. (He now has 7-career game-winners.)
- He is now 32-of-34 during his career when the Ravens are losing a game, and he's 22-of-23 when Baltimore is down by 7 points or less. The Pro Bowler is 17-of-20 in the last 2 minutes of a half during his career, and he's 32-of-34 in the fourth quarter.

### JUSTIN TUCKER FIELD GOALS / CAREER STATS

| Year          | 1-19       | 20-29        | 30-39        | 40-49        | 50+          | Total        | Pct.        | LG        | PAT          | Pts        |
|---------------|------------|--------------|--------------|--------------|--------------|--------------|-------------|-----------|--------------|------------|
| 2012          | 0-0        | 8-8          | 8-8          | 10-13        | 4-4          | 30-33        | 90.9        | 56        | 42-42        | 132        |
| 2013          | 0-0        | 10-10        | 12-13        | 10-11        | 6-7          | 38-41        | 92.7        | 61        | 26-26        | 140        |
| 2014          | 0-0        | 5-5          | 7-7          | 4-4          | 3-6          | 19-22        | 86.4        | 53        | 23-23        | 80         |
| <b>Totals</b> | <b>0-0</b> | <b>23-23</b> | <b>27-28</b> | <b>24-28</b> | <b>13-17</b> | <b>87-96</b> | <b>90.6</b> | <b>61</b> | <b>94-94</b> | <b>355</b> |

## RAVENS CAREER SCORING

### BALTIMORE RAVENS ALL-TIME SCORING LEADERS

| Rk. | Player               | Games     | TD       | PAT       | FGM       | 2pt      | Points     |
|-----|----------------------|-----------|----------|-----------|-----------|----------|------------|
| 1.  | Matt Stover          | 207       | 0        | 402       | 354       | 0        | 1,464      |
| 2.  | <b>Justin Tucker</b> | <b>42</b> | <b>0</b> | <b>94</b> | <b>87</b> | <b>0</b> | <b>355</b> |
| 3.  | Billy Cundiff        | 38        | 0        | 96        | 66        | 0        | 294        |
| 4.  | Jamal Lewis          | 91        | 47       | 0         | 0         | 1        | 284        |
| 5.  | Ray Rice             | 92        | 43       | 0         | 0         | 1        | 260        |

**Note:** In Week 3's win at Cleveland, Tucker (now 355) moved past Billy Cundiff (294) for second on the Ravens' all-time scoring list.

## TUCKER'S NFL NUMBERS

# 7

### Career game-winning FGs by K Justin Tucker:

- 2014: Week 3 vs. Cle., 32-yarder
- 2013: Week 15 at Det., 61-yarder
- 2013: Week 10 vs. Cin., 46-yarder in OT
- 2013: Week 5 at Mia., 44-yarder
- 2012: Div. Playoff at Den., 47-yarder in 2OT
- 2012: Week 12 at SD, 38-yarder in OT
- 2012: Week 3 vs. NE, 27-yarder

# 13

Career 50-plus-yard FGs by Tucker (on 17 attempts). Tucker has had four games where he's connected on dual 50+ FGs (Week 2 at Phi. & Week 7 at Hou. in 2012; Week 15 at Det. in 2013; Week 8 at Cin. in 2014).

# 33

Consecutive FGs Tucker made before finally missing in 2013's Week 16 matchup vs. NE. Tucker's stretch was the fourth-longest streak in NFL history and the longest in the league since former Ravens K Matt Stover hit 36-straight boots from 2005-06.

# 87

FGs made by Tucker since his rookie season of 2012, ranking as the NFL's second most (Stephen Gostkowski has 91). "Tuck" has connected on 87 of 96 boots during his career, posting a 90.6 success mark.

## PLAYER OF THE WEEK

**K Justin Tucker** earned his first honor of the 2014 campaign following the Ravens' 23-21 win at Cleveland, as he was named the AFC's Special Teams Player of the Week. Tucker hit a 32-yard game-winning field goal in windy Cleveland conditions and went 3-for-3 on the day, also connecting on 38- and 21-yard field goals. The honor marked his fourth-career AFC Special Teams Player of the Week Award and the Ravens' seventh overall AFC POTW accolade since 2012.

## TUCKER IS A STANDOUT

| BEST CAREER FIELD GOAL PERCENTAGE<br>(Active Kickers / Min. 70 Att.) |                             |                   | MOST NFL POINTS<br>(Since 2012) |                             | CONSECUTIVE FIELD GOALS MADE<br>(All-Time NFL Streaks) |     |                             |           |
|--|-----------------------------|-------------------|---------------------------------|-----------------------------|--|-----|-----------------------------|-----------|
| Rk.  | Player (Team)               | FGM-FGA Pct.      | Rk.                             | Player (Team)               | Points   | Rk. | Kicker (Years)              | FGs Made  |
| 1.   | <b>Justin Tucker (Bal.)</b> | <b>87-96 90.6</b> | 1.                              | Stephen Gostkowski (NE)     | 418  | 1.  | Mike Vanderjagt (2002-04)   | 42        |
| 2.   | Dan Bailey (Dal.)           | 106-118 89.8      | 2.                              | <b>Justin Tucker (Bal.)</b> | <b>355</b>   | 2.  | Gary Anderson (1997-98)     | 40        |
| 3.   | Blair Walsh (Min.)          | 79-90 87.8        | 3.                              | Adam Vinatieri (Ind.)       | 354  | 3.  | Matt Stover (2005-06)       | 36        |
| 4.   | S. Hauschka (Sea.)          | 117-135 86.7      | 4.                              | Steven Hauschka (Sea.)      | 345  | 4.  | <b>Justin Tucker (2013)</b> | <b>33</b> |

## TUCK'S SUPERB SEASONS

| BEST NFL FIELD GOAL PERCENTAGE<br>(2013 Season) |                      |                   | BEST FIELD GOAL PERCENTAGE / ROOKIES<br>(NFL History) |                             |                   | BEST FIELD GOAL PERCENTAGE<br>(Ravens Single-Season History) |                             |                   |
|---|----------------------|-------------------|---|-----------------------------|-------------------|--|-----------------------------|-------------------|
| Rk.   | Player (Team)        | FGM-FGA Pct.      | Rk.   | Player (Year)               | FGM-FGA Pct.      | Rk.  | Player (Year)               | FGM-FGA Pct.      |
| 1.  | Matt Prater          | 25-26 96.2        | 1.  | Blair Walsh (2012)          | 35-38 92.1        | 1.   | Matt Stover (2006)          | 28-30 93.3        |
| 2.  | Steven Hauschka      | 33-35 94.3        | 2.  | <b>Justin Tucker (2012)</b> | <b>30-33 90.9</b> | 2.   | <b>Justin Tucker (2013)</b> | <b>38-41 92.7</b> |
| 3.  | Shaun Suisham        | 30-32 93.8        | 3.  | Alex Henery (2011)          | 24-27 88.9        | 3.   | <b>Justin Tucker (2012)</b> | <b>30-33 90.9</b> |
| 4.  | Dan Bailey           | 28-30 93.3        | 4.  | Dan Bailey (2011)           | 32-37 86.5        | 4.   | Matt Stover (2004)          | 29-32 90.6        |
| 5.  | Greg Zuerlein        | 26-28 92.9        | 5.  | Ryan Succop (2009)          | 25-29 86.2        | 5.   | Matt Stover (2000)          | 35-39 89.7        |
| 6.  | <b>Justin Tucker</b> | <b>38-41 92.7</b> |   | Kris Brown (1999)           | 25-29 86.2        |  | Billy Cundiff (2010)        | 26-29 89.7        |
|   | Stephen Gostkowski   | 38-41 92.7        |   |                             |                   |  |                             |                   |

# RAVENS IN OUR COMMUNITY

## SALUTE TO SERVICE GAME



In conjunction with the NFL's Salute to Service (STS) military appreciation campaign and Veterans Day (11/11), the Baltimore Ravens celebrated the sacrifices and commitment of current and former service members during the Ravens-Titans game on Sunday (11/9) at M&T Bank Stadium. Prior to kickoff, 150 service members from both the United States Naval Academy and Maryland National Guard helped extend a field-length U.S. flag in honor of those who have served our country (left). Other STS initiatives incorporated during the game included a halftime presentation by the U.S. Marine Corps Silent Drill Platoon and a variety of STS gear worn by Ravens players, coaching staff, cheerleaders and official mascot Poe. Specific items worn were collected after the game and will be auctioned off, with proceeds benefitting the Pat Tillman Foundation, the USO and the Wounded Warrior Project.



Navy Lieutenant and Paralympian Brad Snyder

## WOUNDED WARRIOR PROJECT WORKOUT

On Thursday (11/6), Baltimore Ravens staff and cheerleaders joined over 50 Wounded Warrior Project (WWP) alumni and current warriors from Walter Reed Medical Center (Washington, D.C.) for a workout at the Under Armour Headquarters (Baltimore City). Participants were divided into six groups, each a mix of warriors, Ravens and Under Armour staff members, and were then guided through a series of circuit exercises. Post-workout, all in attendance were invited to Mission BBQ for lunch, with a portion of the lunch proceeds benefitting WWP.







### JOHN HARBAUGH MONDAY PRESS CONFERENCE

**Opening statement:** “OK, good seeing everybody – really missed you guys. *(laughter)* It’s great to see you. It is, actually, it’s good. You guys happy to be back? Players were back today; coaches were back today. We had the coaches out Thursday, Friday, Saturday and Sunday after we did our work Monday, Tuesday and Wednesday. The players were out after they worked on Monday. It’s good to have everybody back. We got a good workout in today. Guys are feeling reenergized, so it was a good, positive day. It’s like coming back to school – everybody was happy and excited to be back. They were excited about the workout. The players took some time off. We got away and emotionally recharged a little bit, but also physically recharged. I’m not sure you realize ... You don’t realize how exhausted you are until you get a chance to take a deep breath and relax. The next thing you know, you’re like, ‘Wow, this has really been helpful.’ So everybody gets a bye week. We had ours this week, and we hope to make the most of it going forward for the rest of the season.”

**Obviously, the purpose of the bye week is to relax and recharge and get everybody reenergized, but the fact that this year the bye week was the latest you’ve had since you were here, did it feel more like a relief when you finally got your time off than maybe a standard October bye?** *(Joe Platania)* “We had more weeks under our belt, so hopefully, maybe it did feel more needed at that point. Our guys did a good job of pushing through. I thought we played hard and well right through to the end – which is what we asked our guys to do – which is challenging when you have a bye this late, and they responded. They responded over the course of the week by taking care of themselves and doing the things they need to do to be professionals and not be concerned about the other things, but be concerned about getting themselves right for the stretch run. So, I was happy with that.”

**John, Titans TE Chase Coffman, it looked like it was an intentional act where he takes out your assistant coach, Tony Coaxum. They fined him \$30,000 – did not suspend him. What was your take on the league’s response, and what happened there with that incident?** *(Aaron Wilson)* “It’s really difficult to have a response to the level of punishment. I know the league, they have protocols, and they have standards and histories and things like that they look really hard at. We don’t ever really question that part of it. That’s in their purview. I was told it wasn’t intentional, so I’ll take them at their word on that, and we move forward.”

**John, you had Tennessee coming out of a bye, and that week you said they should be favored because they’re the team coming out of the bye. Sometimes, though, coming out of a bye you’re sort of flat – the Redskins yesterday for example. How do you prevent that, and how could you explain how a team could come out so flat after a bye?** *(Dave Ginsburg)* “That’s a good question. It’s a challenge. I’m not sure of the dynamics in every different situation, but boy, we better not get into that situation. We’re going to have a tough environment. We’re playing on Monday Night Football. We’re playing in New Orleans. They’re coming off two loses. They’re a very proud team, very well-coached, very talented – great quarterback, aggressive defense, one of the most aggressive defensive coaches in football and one of the most aggressive offensive coaches in football in Sean [Payton] and Rob [Ryan]. We’re going to have our hands full, and we better be ready to go. I like to believe that our guys understand that, but we’ll find out Monday night. I believe they do understand that.”

**What kind of challenges does QB Drew Brees pose for the defense?** *(Todd Karpovich)* “[Drew Brees is] very unique as a quarterback. He’s one of a kind. He’s the classic West Coast operator. You think of the guys in that offense – Joe Montana-type guys that didn’t have the size, but got the ball out quick, made the reads quickly, quick decisions. He’s really uncanny in the pocket. He has an uncanny ability to keep a play alive in the pocket, or outside of the pocket and find someone to throw to, or just get rid of it. He takes very few sacks. He holds the ball, but he takes very few sacks. That’s a gift. [He is] one of the all-time great statistic quarterbacks in the history of the game. [It is] going to be a big challenge for us.”

**John, does it help in the preparation process when a team you know so well is the team that [New Orleans] played most recently? Knowing that it was the Bengals, knowing that you know what they do, does that help in sort of preparation for the Saints?** *(Jeff Zrebiec)* “That’s a good question. There is probably some familiarity there. We know what we’re looking at on the one side of the ball probably. It’s good to compare a little bit, because you’ve seen that. That’s one of the advantages of the cross-division games. We see a lot of those games against teams in our division when we play outside of our division.”





**John, maybe it's my imagination, but it seems this season there has been a wider range of performance. You see a situation like the Bengals where they have a game where they look just terrible, next game they look terrific, and a lot of teams with tough records putting up big, somewhat surprising performances. No. 1, do you see that, too? And if you do, does that make it harder to prepare week to week if there's this range of performance? (Peter Schmuck)** "That's a great question. I tend to think that it has been that way pretty much every year, maybe we just kind of forget. I don't know. It would be really interesting to go back and look at that and see if it's different. I have a little bit of a theory on the big scores. In some ways, maybe the rules are swung a little bit toward the offense and made it more challenging. And the offensive skill players are so good that if you get a guy or two hurt on defense, you're really at a disadvantage. Maybe that leads to some of the scores, but some of these guys are just playing at a really high level as well. And then teams come back the very next week and win and win by a lot. It'd be a great study. It'd be interesting."

**Quick follow up: Is there any possibility that the expanded Thursday schedule has an impact on momentum week to week in the NFL? (Peter Schmuck)** "I don't know. I'm sure it's a possibility. I'm sure it's something that they'll probably look at. They study that stuff pretty hard, but I don't know."

**John, when you have a bye, do you look at your team solely and then find out, "OK, now," internally what you do better, or do you really prepare for the teams that you're going to be facing? Is it more of a look ahead, or maybe an introspective type of thing? (Dave Ginsburg)** "We did both. We looked at our opponents and just tried to study the challenges that we're going to be facing – most specifically New Orleans, but also who is ahead. But as much as that, or even maybe more than that, we looked at ourselves. We did crosschecks and things like that, all the things that we normally do in a bye week to try to understand how we've been calling games and how we've been trying to attack people, and what's been good and what hasn't been good, and what guys do well and what they don't do as well, and try to be our best down the stretch."

**John, when [Ravens offensive coordinator] Gary Kubiak spoke to us the middle of last week, he was talking about the last three or four weeks how the offense hasn't played to a level that he thinks it is capable of. What areas would you really like to see get cleaned up, and what do you think is sort of the cause – I don't want to say struggles – but some of the numbers that aren't as good as it was earlier in the season? (Jeff Zrebiec)** "The big-picture stuff – I do believe Gary hit on this – but the turnovers is where it starts. We were better at that this last week. You have to be aggressive and you have to make plays at the same time. You can't turn the ball over. You have to find a balance where the big plays out-shadow the turnovers by a wide margin. Third down has been important for us. You go back two weeks ago, if we convert on third down, we're a whole different offense up there in Pittsburgh, so that would've been big for us. And that's something over the last few weeks that has not always gone our way. Scoring touchdowns in the red zone, we've been up and down on that. When we do that, we're pretty effective. And making big plays. Big plays are an area that ... We have a lot of playmakers. We have really good playmakers pretty much at every position, and those guys want to make as many plays as they can. That, oftentimes, is the difference."

**John, did you get a chance to see what [Patriots RB] Jonas Gray did last night (199 yards, 4 TDs)? And when a player does that, whether it's here in Baltimore or they move on elsewhere, is that a selling point for your practice squad guys to continue to put in that effort every week? (Luke Jones)** "Yes, that was great to see. Jonas, he was here [in 2013]. We became pretty tight, actually, because he's from Detroit, and his mom brought some food over when we played the Lions last year on Monday Night Football. She was great. Some Gold Star Chili ... It might not have been Gold Star, but it was chili dogs from Greek Town. Cheese, onions, beans – the whole nine – so I'll always appreciate that. (laughter) But we were disappointed to lose Jonas last year when we lost him. We really thought he had a lot of upside. He felt like that was an opportunity that he wanted to pursue, and obviously, it's paid off for him. So, I wish him nothing but the best, but I was happy for him last night to see him do that. That was great to see."

**Maryland-Michigan, who do you got? (Joe Platania)** "Maryland-Michigan? (laughter) Woo! May the best team win. How's that?" (laughter)

# ALPHABETICAL ROSTER

Updated: Nov. 18, 2014

| No. | Name                | Pos.  | Ht.  | Wt. | Birthdate | Exp. | College               | Hometown            |
|-----|---------------------|-------|------|-----|-----------|------|-----------------------|---------------------|
| 11  | Aiken, Kamar        | WR    | 6-2  | 215 | 5/30/89   | 2    | Central Florida       | Hollywood, FL       |
| 31  | Brooks, Terrence    | S     | 5-11 | 200 | 3/2/91    | R    | Florida State         | Dunnellon, FL       |
| 59  | Brown, Arthur       | ILB   | 6-0  | 235 | 6/17/90   | 2    | Kansas State          | Wichita, KS         |
| 14  | Brown, Marlon       | WR    | 6-5  | 214 | 4/22/91   | 2    | Georgia               | Memphis, TN         |
| 15  | Campanaro, Michael  | WR/RS | 5-9  | 185 | 1/25/91   | R    | Wake Forest           | Clarksville, MD     |
| 99  | Canty, Chris        | DE    | 6-7  | 317 | 11/10/82  | 10   | Virginia              | Charlotte, NC       |
| 62  | Cody, Terrence      | DT    | 6-4  | 345 | 6/28/88   | 5    | Alabama               | Fort Myers, FL      |
| 81  | Daniels, Owen       | TE    | 6-3  | 245 | 11/9/82   | 9    | Wisconsin             | Naperville, IL      |
| 58  | Dumervil, Elvis     | OLB   | 5-11 | 255 | 1/19/84   | 9    | Louisville            | Miami, FL           |
| 26  | Elam, Matt          | S     | 5-10 | 200 | 9/21/91   | 2    | Florida               | West Palm Beach, FL |
| 5   | Flacco, Joe         | QB    | 6-6  | 245 | 1/16/85   | 7    | Delaware              | Audubon, NJ         |
| 29  | Forsett, Justin     | RB    | 5-8  | 197 | 10/14/85  | 7    | California            | Lakeland, FL        |
| 80  | Gillmore, Crockett  | TE    | 6-6  | 251 | 11/16/91  | R    | Colorado State        | Bushland, TX        |
| 37  | Gorrer, Danny       | CB    | 6-0  | 180 | 6/1/86    | 5    | Texas A&M             | Port Arthur TX      |
| 66  | Gradkowski, Gino    | G/C   | 6-3  | 300 | 11/5/88   | 3    | Delaware              | Pittsburgh, PA      |
| 67  | Guy, Lawrence       | DE    | 6-4  | 318 | 3/17/90   | 3    | Arizona State         | Las Vegas, NV       |
| 33  | Hill, Will          | S     | 6-1  | 207 | 3/7/90    | 3    | Florida               | West Orange, NJ     |
| 74  | Hurst, James        | T     | 6-5  | 308 | 12/17/91  | R    | North Carolina        | Plainfield, IN      |
| 39  | Jacobs, Tramain     | CB    | 5-11 | 182 | 5/20/92   | R    | Texas A&M             | Covington, LA       |
| 97  | Jernigan, Timmy     | DT    | 6-2  | 300 | 9/24/92   | R    | Florida State         | Lake City, FL       |
| 12  | Jones, Jacoby       | WR/RS | 6-2  | 215 | 7/11/84   | 8    | Lane                  | New Orleans, LA     |
| 44  | Juszczyk, Kyle      | FB    | 6-1  | 248 | 4/23/91   | 2    | Harvard               | Medina, OH          |
| 4   | Koch, Sam           | P     | 6-1  | 222 | 8/13/82   | 9    | Nebraska              | Seward, NE          |
| 41  | Levine, Anthony     | CB    | 5-11 | 203 | 3/27/87   | 3    | Tennessee State       | Winston-Salem, NC   |
| 50  | McClellan, Albert   | ILB   | 6-2  | 248 | 6/4/86    | 4    | Marshall              | Lakeland, FL        |
| 47  | McDermott, Kevin    | LS    | 6-4  | 234 | 1/12/90   | 2    | UCLA                  | Nashville, TN       |
| 90  | McPhee, Pernell     | OLB   | 6-3  | 280 | 12/17/88  | 4    | Mississippi State     | Pahokee, FL         |
| 38  | Melvin, Rashaan     | CB    | 6-2  | 193 | 10/2/89   | 1    | Northern Illinois     | Waukegan, IL        |
| 36  | Miles, Jeromy       | S     | 6-2  | 211 | 7/20/87   | 5    | Massachusetts         | Sicklerville, NJ    |
| 60  | Monroe, Eugene      | T     | 6-5  | 300 | 4/18/87   | 6    | Virginia              | Plainfield, NJ      |
| 57  | Mosley, C.J.        | LB    | 6-2  | 235 | 6/19/92   | R    | Alabama               | Mobile, AL          |
| 92  | Ngata, Haloti       | DT    | 6-4  | 340 | 1/21/84   | 9    | Oregon                | Salt Lake City, UT  |
| 54  | Orr, Zachary        | LB    | 6-0  | 237 | 6/9/92    | R    | North Texas           | DeSoto, TX          |
| 72  | Osemele, Kelechi    | G/T   | 6-5  | 330 | 6/24/89   | 3    | Iowa State            | Houston, TX         |
| 30  | Pierce, Bernard     | RB    | 6-0  | 230 | 5/10/91   | 3    | Temple                | Ardmore, PA         |
| 76  | Reid, Jah           | G/T   | 6-7  | 320 | 7/21/88   | 4    | Central Florida       | Haines City, FL     |
| 51  | Smith, Daryl        | ILB   | 6-2  | 250 | 3/14/82   | 11   | Georgia Tech          | Albany, GA          |
| 89  | Smith Sr., Steve    | WR    | 5-9  | 195 | 5/12/79   | 14   | Utah                  | Los Angeles, CA     |
| 82  | Smith, Torrey       | WR    | 6-0  | 205 | 1/26/89   | 4    | Maryland              | Falmouth, VA        |
| 24  | Stewart, Darian     | S     | 5-11 | 214 | 8/4/88    | 5    | South Carolina        | Huntsville, AL      |
| 55  | Suggs, Terrell      | OLB   | 6-3  | 260 | 10/11/82  | 12   | Arizona State         | Chandler, AZ        |
| 34  | Taliaferro, Lorenzo | RB    | 6-0  | 226 | 12/23/91  | R    | Coastal Carolina      | Yorktown, VA        |
| 2   | Taylor, Tyrod       | QB    | 6-1  | 208 | 8/3/89    | 4    | Virginia Tech         | Hampton, VA         |
| 28  | Trawick, Brynden    | S     | 6-2  | 225 | 10/23/89  | 2    | Troy                  | Marietta, GA        |
| 9   | Tucker, Justin      | K     | 6-0  | 189 | 11/21/89  | 3    | Texas                 | Austin, TX          |
| 93  | Tyson, DeAngelo     | DE    | 6-2  | 315 | 4/12/89   | 3    | Georgia               | Statesboro, GA      |
| 91  | Upshaw, Courtney    | OLB   | 6-2  | 272 | 12/13/89  | 3    | Alabama               | Eufaula, AL         |
| 64  | Urschel, John       | G/C   | 6-3  | 308 | 6/24/91   | R    | Penn State            | Buffalo, NY         |
| 71  | Wagner, Rick        | G/T   | 6-6  | 310 | 10/21/89  | 2    | Wisconsin             | West Allis, WI      |
| 21  | Webb, Lardarius     | CB/RS | 5-10 | 182 | 10/12/85  | 6    | Nicholls State        | Opelika, AL         |
| 98  | Williams, Brandon   | DT    | 6-1  | 335 | 2/21/89   | 2    | Missouri Southern St. | Kirkwood, MO        |
| 73  | Yanda, Marshal      | G/T   | 6-3  | 305 | 9/15/84   | 8    | Iowa                  | Anamosa, IA         |
| 53  | Zuttah, Jeremy      | G/C   | 6-4  | 300 | 6/1/86    | 7    | Rutgers               | Edison, NJ          |

## Practice Squad

|    |                       |       |      |     |          |   |                       |                       |
|----|-----------------------|-------|------|-----|----------|---|-----------------------|-----------------------|
| 77 | Jensen, Ryan          | OL    | 6-4  | 306 | 5/27/91  | 2 | Colorado State-Pueblo | Fort Morgan, CO       |
| 78 | Jones, Marcel         | G/T   | 6-7  | 320 | 9/4/88   | 2 | Nebraska              | Phoenix, AZ           |
| 79 | Jones, Terren         | T     | 6-7  | 341 | 11/19/91 | 1 | Alabama State         | Fort Walton Beach, FL |
| 56 | Means, Steven         | DE    | 6-3  | 260 | 9/16/90  | 2 | Buffalo               | Buffalo, NY           |
| 85 | Reisner, Allen        | TE    | 6-3  | 255 | 9/29/88  | 3 | Iowa                  | Marion, IA            |
| 86 | Reuland, Konrad       | TE    | 6-5  | 260 | 4/4/87   | 3 | Stanford              | Mission Viejo, CA     |
| 35 | Small, Kiero          | FB    | 5-9  | 242 | 5/1/89   | R | Arkansas              | Baltimore, MD         |
| 83 | Thompson, Deonte      | WR/RS | 6-0  | 203 | 2/14/89  | 3 | Florida               | Belle Glade, FL       |
| 43 | Toussaint, Fitzgerald | RB    | 5-10 | 205 | 5/4/90   | R | Michigan              | Youngstown, OH        |
| 10 | Wenning, Keith        | QB    | 6-3  | 222 | 2/14/91  | R | Ball State            | Coldwater, OH         |

## Injured Reserve - Designated for Return

|    |                    |       |      |     |         |   |          |                |
|----|--------------------|-------|------|-----|---------|---|----------|----------------|
| 25 | Jackson, Asa (toe) | CB/RS | 5-10 | 182 | 12/2/89 | 3 | Cal Poly | Sacramento, CA |
|----|--------------------|-------|------|-----|---------|---|----------|----------------|

## Injured Reserve

|     |                                |    |     |     |          |   |                  |                      |
|-----|--------------------------------|----|-----|-----|----------|---|------------------|----------------------|
| 68  | Bilukidi, Christo (ankle)      | DT | 6-5 | 320 | 12/13/89 | 3 | Georgia State    | Ottawa, Ontario      |
| 17  | Butler, Jeremy (shoulder)      | WR | 6-2 | 218 | 4/22/91  | R | Tennessee-Martin | Sarasota, FL         |
| 46  | Cox, Morgan (knee)             | LS | 6-4 | 233 | 4/26/86  | 5 | Tennessee        | Collierville, TN     |
| 95  | Lewis-Moore, Kapron (Achilles) | DE | 6-4 | 310 | 1/24/90  | 2 | Notre Dame       | Weatherford, TX      |
| 88  | Pitta, Dennis (hip)            | TE | 6-4 | 245 | 6/29/85  | 5 | BYU              | Moorpark, CA         |
| n/a | Rackley, Will (concussion)     | G  | 6-3 | 318 | 10/11/89 | 4 | Lehigh           | Riverdale, GA        |
| 38  | Ross, Aaron (Achilles)         | CB | 6-0 | 190 | 9/15/82  | 8 | Texas            | San Antonio, TX      |
| 22  | Smith, Jimmy (foot)            | CB | 6-2 | 209 | 7/26/88  | 4 | Colorado         | Colton, CA           |
| 96  | Urban, Brent (knee)            | DE | 6-7 | 295 | 5/5/91   | R | Virginia         | Mississauga, Ontario |

# NUMERICAL ROSTER

Updated: Nov. 18, 2014

| No. | Name               | Pos.  | Ht.  | Wt. | Birthdate | Exp. | College               | How Acq.       | P  | S  | DNP | INA |
|-----|--------------------|-------|------|-----|-----------|------|-----------------------|----------------|----|----|-----|-----|
| 2   | Tyrod Taylor       | QB    | 6-1  | 208 | 8/3/89    | 4    | Virginia Tech         | D6 '11         | 1  | 0  | 9   | 0   |
| 4   | Sam Koch           | P     | 6-1  | 222 | 8/13/82   | 9    | Nebraska              | D6a '06        | 10 | 0  | 0   | 0   |
| 5   | Joe Flacco         | QB    | 6-6  | 245 | 1/16/85   | 7    | Delaware              | D1 '08         | 10 | 10 | 0   | 0   |
| 9   | Justin Tucker      | K     | 6-0  | 189 | 11/21/89  | 3    | Texas                 | FA '12         | 10 | 0  | 0   | 0   |
| 11  | Kamar Aiken        | WR    | 6-2  | 215 | 5/30/89   | 2    | Central Florida       | FA '13         | 10 | 0  | 0   | 0   |
| 12  | Jacoby Jones       | WR/RS | 6-2  | 215 | 7/11/84   | 8    | Lane                  | FA '12         | 10 | 0  | 0   | 0   |
| 14  | Marlon Brown       | WR    | 6-5  | 214 | 4/22/91   | 2    | Georgia               | FA '13         | 8  | 0  | 0   | 2   |
| 15  | Michael Campanaro  | WR/RS | 5-9  | 185 | 1/25/91   | R    | Wake Forest           | D7 '14         | 3  | 0  | 0   | 7   |
| 21  | Lardarius Webb     | CB/RS | 5-10 | 182 | 10/12/85  | 6    | Nicholls State        | D3 '09         | 7  | 5  | 0   | 3   |
| 24  | Darian Stewart     | S     | 5-11 | 214 | 8/4/88    | 5    | South Carolina        | UFA (STL) '14  | 10 | 10 | 0   | 0   |
| 26  | Matt Elam          | S     | 5-10 | 200 | 9/21/91   | 2    | Florida               | D1 '13         | 10 | 10 | 0   | 0   |
| 28  | Brynden Trawick    | S     | 6-2  | 225 | 10/23/89  | 2    | Troy                  | FA '13         | 9  | 0  | 0   | 1   |
| 29  | Justin Forsett     | RB    | 5-8  | 197 | 10/14/85  | 7    | California            | FA '14         | 10 | 8  | 0   | 0   |
| 30  | Bernard Pierce     | RB    | 6-0  | 230 | 5/10/91   | 3    | Temple                | D3 '12         | 7  | 2  | 1   | 2   |
| 31  | Terrence Brooks    | S     | 5-11 | 200 | 3/2/91    | R    | Florida State         | D3a '14        | 8  | 0  | 0   | 2   |
| 33  | Will Hill          | S     | 6-1  | 207 | 3/7/90    | 3    | Florida               | FA '14         | 4  | 1  | 0   | 0   |
| 34  | Lorenzo Taliaferro | RB    | 6-0  | 226 | 12/23/91  | R    | Coastal Carolina      | D4b '14        | 10 | 0  | 0   | 0   |
| 36  | Jeromy Miles       | S     | 6-2  | 211 | 7/20/87   | 5    | Massachusetts         | WAV (Cin.) '13 | 10 | 0  | 0   | 0   |
| 37  | Danny Gorrer       | CB    | 6-0  | 180 | 6/1/86    | 5    | Texas A&M             | WAV (Det.) '14 | 7  | 0  | 0   | 0   |
| 38  | Rashaan Melvin     | CB    | 6-2  | 193 | 10/2/89   | 1    | Northern Illinois     | FA '14         | 0  | 0  | 0   | 0   |
| 39  | Tramain Jacobs     | CB    | 5-11 | 182 | 5/20/92   | R    | Texas A&M             | FA '14         | 1  | 0  | 0   | 0   |
| 41  | Anthony Levine     | CB    | 5-11 | 203 | 3/27/87   | 3    | Tennessee State       | FA '12         | 10 | 1  | 0   | 0   |
| 44  | Kyle Juszczyk      | FB    | 6-1  | 248 | 4/23/91   | 2    | Harvard               | D4b '13        | 10 | 9  | 0   | 0   |
| 47  | Kevin McDermott    | LS    | 6-4  | 234 | 1/12/90   | 2    | UCLA                  | FA '14         | 3  | 0  | 0   | 0   |
| 50  | Albert McClellan   | ILB   | 6-2  | 248 | 6/4/86    | 4    | Marshall              | FA '10         | 10 | 0  | 0   | 0   |
| 51  | Daryl Smith        | ILB   | 6-2  | 250 | 3/14/82   | 11   | Georgia Tech          | UFA (JAX) '13  | 10 | 10 | 0   | 0   |
| 53  | Jeremy Zuttah      | G/C   | 6-4  | 300 | 6/1/86    | 7    | Rutgers               | TR (TB) '14    | 10 | 10 | 0   | 0   |
| 54  | Zachary Orr        | LB    | 6-0  | 237 | 6/9/92    | R    | North Texas           | FA '14         | 9  | 0  | 0   | 1   |
| 55  | Terrell Suggs      | OLB   | 6-3  | 260 | 10/11/82  | 12   | Arizona State         | D1a '03        | 10 | 10 | 0   | 0   |
| 57  | C.J. Mosley        | LB    | 6-2  | 235 | 6/19/92   | R    | Alabama               | D1 '14         | 10 | 10 | 0   | 0   |
| 58  | Elvis Dumervil     | OLB   | 5-11 | 253 | 1/19/84   | 9    | Louisville            | FA '13         | 10 | 0  | 0   | 0   |
| 59  | Arthur Brown       | ILB   | 6-0  | 235 | 6/17/90   | 2    | Kansas State          | D2 '13         | 2  | 0  | 0   | 8   |
| 60  | Eugene Monroe      | T     | 6-5  | 300 | 4/18/87   | 6    | Virginia              | TR (JAX) '13   | 6  | 6  | 0   | 4   |
| 62  | Terrence Cody      | DT    | 6-4  | 345 | 6/28/88   | 5    | Alabama               | D2b '10        | 0  | 0  | 0   | 1   |
| 64  | John Urschel       | G/C   | 6-3  | 308 | 6/24/91   | R    | Penn State            | D5 '14         | 5  | 2  | 0   | 5   |
| 66  | Gino Gradkowski    | G/C   | 6-3  | 300 | 11/5/88   | 3    | Delaware              | D4a '12        | 7  | 0  | 0   | 3   |
| 67  | Lawrence Guy       | DE    | 6-4  | 318 | 3/17/90   | 3    | Arizona State         | WAV (SD) '14   | 8  | 0  | 0   | 2   |
| 71  | Rick Wagner        | G/T   | 6-6  | 310 | 10/21/89  | 2    | Wisconsin             | D5 '13         | 10 | 10 | 0   | 0   |
| 72  | Kelechi Osemele    | G/T   | 6-5  | 330 | 6/24/89   | 3    | Iowa State            | D2b '12        | 8  | 8  | 0   | 2   |
| 73  | Marshal Yanda      | G/T   | 6-3  | 305 | 9/15/84   | 8    | Iowa                  | D3b '07        | 10 | 10 | 0   | 0   |
| 74  | James Hurst        | T     | 6-5  | 308 | 12/17/91  | R    | North Carolina        | FA '14         | 10 | 4  | 0   | 0   |
| 76  | Jah Reid           | G/T   | 6-7  | 320 | 7/21/88   | 4    | Central Florida       | D3 '11         | 4  | 0  | 0   | 6   |
| 80  | Crockett Gillmore  | TE    | 6-6  | 251 | 11/16/91  | R    | Colorado State        | D3b '14        | 10 | 1  | 0   | 0   |
| 81  | Owen Daniels       | TE    | 6-3  | 245 | 11/9/82   | 9    | Wisconsin             | FA '14         | 9  | 7  | 0   | 1   |
| 82  | Torrey Smith       | WR    | 6-0  | 205 | 1/26/89   | 4    | Maryland              | D2 '11         | 10 | 10 | 0   | 0   |
| 89  | Steve Smith Sr.    | WR    | 5-9  | 195 | 5/12/79   | 14   | Utah                  | FA '14         | 10 | 10 | 0   | 0   |
| 90  | Pernell McPhee     | OLB   | 6-3  | 280 | 12/17/88  | 4    | Mississippi State     | D5b '11        | 10 | 0  | 0   | 0   |
| 91  | Courtney Upshaw    | OLB   | 6-2  | 272 | 12/13/89  | 3    | Alabama               | D2a '12        | 10 | 10 | 0   | 0   |
| 92  | Haloti Ngata       | DT    | 6-4  | 340 | 1/21/84   | 9    | Oregon                | D1 '06         | 10 | 10 | 0   | 0   |
| 93  | DeAngelo Tyson     | DE    | 6-2  | 315 | 4/12/89   | 3    | Georgia               | D7 '12         | 9  | 4  | 0   | 1   |
| 97  | Timmy Jernigan     | DT    | 6-2  | 300 | 9/24/92   | R    | Florida State         | D2 '14         | 6  | 0  | 0   | 4   |
| 98  | Brandon Williams   | DT    | 6-1  | 335 | 2/21/89   | 2    | Missouri Southern St. | D3 '13         | 10 | 9  | 0   | 0   |
| 99  | Chris Canty        | DE    | 6-7  | 317 | 11/10/82  | 10   | Virginia              | FA '13         | 6  | 6  | 0   | 4   |

## Practice Squad

|    |                      |       |      |     |          |   |                       |         |   |   |   |   |
|----|----------------------|-------|------|-----|----------|---|-----------------------|---------|---|---|---|---|
| 10 | Keith Wenning        | QB    | 6-3  | 222 | 2/14/91  | R | Ball State            | D6 '14  | 0 | 0 | 0 | 0 |
| 35 | Kiero Small          | FB    | 5-9  | 242 | 5/1/89   | R | Arkansas              | FA '14  | 3 | 3 | 0 | 0 |
| 43 | Fitzgerald Toussaint | RB    | 5-10 | 205 | 5/4/90   | R | Michigan              | FA '14  | 0 | 0 | 1 | 1 |
| 56 | Steven Means         | DE    | 6-3  | 260 | 9/16/90  | 2 | Buffalo               | FA '14  | 1 | 0 | 0 | 0 |
| 77 | Ryan Jensen          | OL    | 6-4  | 306 | 5/27/91  | 2 | Colorado State-Pueblo | D6b '13 | 0 | 0 | 0 | 0 |
| 78 | Marcel Jones         | G/T   | 6-7  | 320 | 9/4/88   | 2 | Nebraska              | FA '14  | 0 | 0 | 0 | 0 |
| 79 | Terren Jones         | T     | 6-7  | 341 | 11/19/91 | 1 | Alabama State         | FA '14  | 0 | 0 | 0 | 0 |
| 83 | Deonte Thompson      | WR/RS | 6-0  | 203 | 2/14/89  | 3 | Florida               | FA '12  | 0 | 0 | 0 | 2 |
| 85 | Allen Reisner        | TE    | 6-3  | 255 | 9/29/88  | 3 | Iowa                  | FA '14  | 0 | 0 | 0 | 0 |
| 86 | Konrad Reuland       | TE    | 6-5  | 260 | 4/4/87   | 3 | Stanford              | FA '14  | 0 | 0 | 0 | 0 |

## Injured Reserve - Designated for Return

|    |                   |       |      |     |         |   |          |        |   |   |   |   |
|----|-------------------|-------|------|-----|---------|---|----------|--------|---|---|---|---|
| 25 | Asa Jackson (toe) | CB/RS | 5-10 | 182 | 12/2/89 | 3 | Cal Poly | D5 '12 | 5 | 4 | 0 | 0 |
|----|-------------------|-------|------|-----|---------|---|----------|--------|---|---|---|---|

## Injured Reserve

|    |                               |    |     |     |          |   |                  |               |   |   |   |   |
|----|-------------------------------|----|-----|-----|----------|---|------------------|---------------|---|---|---|---|
| 17 | Jeremy Butler (shoulder)      | WR | 6-2 | 218 | 4/22/91  | R | Tennessee-Martin | FA '14        | 0 | 0 | 0 | 0 |
| 22 | Jimmy Smith (foot)            | CB | 6-2 | 209 | 7/26/88  | 4 | Colorado         | D1 '11        | 8 | 8 | 0 | 1 |
| 38 | Aaron Ross (Achilles)         | CB | 6-0 | 190 | 9/15/82  | 8 | Texas            | UFA (NYG) '14 | 0 | 0 | 0 | 0 |
| 46 | Morgan Cox (knee)             | LS | 6-4 | 233 | 4/26/86  | 5 | Tennessee        | FA '10        | 7 | 0 | 0 | 0 |
| 67 | Will Rackley (concussion)     | G  | 6-3 | 318 | 10/11/89 | 4 | Lehigh           | FA '14        | 0 | 0 | 0 | 0 |
| 68 | Christo Bilukidi (ankle)      | DT | 6-5 | 320 | 12/13/89 | 3 | Georgia State    | WAV (CIN) '14 | 4 | 0 | 0 | 1 |
| 88 | Dennis Pitta (hip)            | TE | 6-4 | 245 | 6/29/85  | 5 | BYU              | D4 '10        | 3 | 3 | 0 | 0 |
| 95 | Kapron Lewis-Moore (Achilles) | DE | 6-4 | 310 | 1/24/90  | 2 | Notre Dame       | D6a '13       | 0 | 0 | 0 | 0 |
| 96 | Brent Urban (knee)            | DE | 6-7 | 295 | 5/5/91   | R | Virginia         | D4a '14       | 0 | 0 | 0 | 0 |



# POSITIONAL ROSTER

Updated: Nov. 18, 2014

## QUARTERBACKS

2 Tyrod Taylor . . . . . QB  
5 Joe Flacco . . . . . QB

## WIDE RECEIVERS

11 Kamar Aiken . . . . . WR  
12 Jacoby Jones . . . . . WR/RS  
14 Marlon Brown . . . . . WR  
15 Michael Campanaro . . . . . WR/RS  
82 Torrey Smith . . . . . WR  
89 Steve Smith Sr. . . . . WR

## RUNNING BACKS

29 Justin Forsett . . . . . RB  
30 Bernard Pierce . . . . . RB  
34 Lorenzo Taliaferro . . . . . RB  
44 Kyle Juszczyk . . . . . FB

## TIGHT ENDS

80 Crockett Gillmore . . . . . TE  
81 Owen Daniels . . . . . TE

## OFFENSIVE LINE

53 Jeremy Zuttah . . . . . G/C  
60 Eugene Monroe . . . . . T  
64 John Urschel . . . . . G/C  
66 Gino Gradkowski . . . . . G/C  
71 Rick Wagner . . . . . G/T  
72 Kelechi Osemele . . . . . G/T  
73 Marshal Yanda . . . . . G/T  
74 James Hurst . . . . . T  
76 Jah Reid . . . . . G/T

## SPECIALISTS

4 Sam Koch . . . . . P  
9 Justin Tucker . . . . . K  
47 Kevin McDermott . . . . . LS

## SECONDARY

21 Lardarius Webb . . . . . CB/RS  
24 Darian Stewart . . . . . S  
26 Matt Elam . . . . . S  
28 Brynden Trawick . . . . . S  
31 Terrence Brooks . . . . . S  
33 Will Hill . . . . . S  
36 Jeromy Miles . . . . . S  
37 Danny Gorrer . . . . . CB  
38 Rashaan Melvin . . . . . CB  
39 Tramain Jacobs . . . . . CB  
41 Anthony Levine . . . . . CB

## LINEBACKERS

50 Albert McClellan . . . . . ILB  
51 Daryl Smith . . . . . ILB  
54 Zachary Orr . . . . . LB  
55 Terrell Suggs . . . . . OLB  
57 C.J. Mosley . . . . . LB  
58 Elvis Dumervil . . . . . OLB  
59 Arthur Brown . . . . . ILB  
90 Pernell McPhee . . . . . OLB  
91 Courtney Upshaw . . . . . OLB

## DEFENSIVE LINE

62 Terrence Cody . . . . . DT  
67 Lawrence Guy . . . . . DE  
92 Haloti Ngata . . . . . DT  
93 DeAngelo Tyson . . . . . DE  
97 Timmy Jernigan . . . . . DT  
98 Brandon Williams . . . . . DT  
99 Chris Canty . . . . . DE

## PRACTICE SQUAD

10 Keith Wenning . . . . . QB  
35 Kiero Small . . . . . FB  
43 Fitzgerald Toussaint . . . . . RB  
56 Steven Means . . . . . DE  
77 Ryan Jensen . . . . . OL  
78 Marcel Jones . . . . . G/T  
79 Terren Jones . . . . . T  
83 Deonte Thompson . . . . . WR/RS  
85 Allen Reisner . . . . . TE  
86 Konrad Reuland . . . . . TE

## RESERVE/INJURED - DESIGNATED FOR RETURN

25 Asa Jackson (toe) . . . . . CB/RS

## RESERVE/INJURED

17 Jeremy Butler (shoulder) . . . . . WR  
22 Jimmy Smith (foot) . . . . . CB  
38 Aaron Ross (Achilles) . . . . . CB  
46 Morgan Cox (knee) . . . . . LS  
n/a Will Rackley (concussion) . . . . . G  
68 Christo Bilukidi (ankle) . . . . . DT  
88 Dennis Pitta (hip) . . . . . TE  
95 Kapron Lewis-Moore (Achilles) . . . . . DE  
96 Brent Urban (knee) . . . . . DE

# COACHING STAFF

**John Harbaugh** . . . . . Head Coach  
**Jerry Rosburg** . . . . . Special Teams Coordinator/Associate Head Coach  
**Gary Kubiak** . . . . . Offensive Coordinator  
**Dean Pees** . . . . . Defensive Coordinator  
**Juney Barnett** . . . . . Assistant Strength and Conditioning  
**Clarence Brooks** . . . . . Defensive Line  
**Juan Castillo** . . . . . Offensive Line  
**Bill DeLorbe** . . . . . Cross Training Specialist  
**Rick Dennison** . . . . . Quarterbacks  
**Bobby Engram** . . . . . Wide Receivers  
**Thomas Hammock** . . . . . Running Backs  
**Chris Hewitt** . . . . . Assistant Defensive Backs  
**Don Martindale** . . . . . Inside Linebackers

**Ted Monachino** . . . . . Linebackers  
**Brian Pariani** . . . . . Tight Ends  
**Bob Rogucki** . . . . . Strength and Conditioning  
**Steve Spagnuolo** . . . . . Secondary/Assistant Head Coach  
**Craig Ver Steeg** . . . . . Senior Offensive Assistant  
**Todd Washington** . . . . . Assistant Offensive Line  
**Matt Weiss** . . . . . Defensive Quality Control/Linebackers Assistant  
**Randy Brown** . . . . . Kicking Consultant  
**Jay Harbaugh** . . . . . Offensive Quality Control  
**Megan McLaughlin** . . . . . Executive Assistant/Football Information Manager  
**Dan Parsons** . . . . . Assistant to Head Coach  
**Drew Wilkins** . . . . . Coaching Staff Assistant

# DEPTH CHART

Last updated Nov. 18 by Ravens PR staff.

## OFFENSE

|            |    |                         |           |                                  |           |                                 |
|------------|----|-------------------------|-----------|----------------------------------|-----------|---------------------------------|
| <b>LWR</b> | 82 | Torrey Smith (10/10)    | 14        | Marlon Brown (8/0)               | <u>15</u> | <u>Michael Campanaro (3/0)*</u> |
| <b>RWR</b> | 89 | Steve Smith Sr. (10/10) | 11        | Kamar Aiken (10/0)               | 12        | Jacoby Jones (10/0)             |
| <b>LT</b>  | 60 | Eugene Monroe (6/6)     | <u>74</u> | <u>James Hurst (10/4)</u>        |           |                                 |
| <b>LG</b>  | 72 | Kelechi Osemele (8/8)   | <u>64</u> | <u>John Urschel (5/2)</u>        |           |                                 |
| <b>C</b>   | 53 | Jeremy Zuttah (10/10)   | 66        | Gino Gradkowski (7/0)            |           |                                 |
| <b>RG</b>  | 73 | Marshal Yanda (10/10)   | <u>64</u> | <u>John Urschel (5/2)</u>        |           |                                 |
| <b>RT</b>  | 71 | Rick Wagner (10/10)     | 76        | Jah Reid (4/0)*                  |           |                                 |
| <b>TE</b>  | 81 | Owen Daniels (9/7)      | <u>80</u> | <u>Crockett Gillmore (10/1)</u>  |           |                                 |
| <b>QB</b>  | 5  | Joe Flacco (10/10)      | 2         | Tyrod Taylor (1/0)               |           |                                 |
| <b>FB</b>  | 44 | Kyle Juszczyk (10/9)    |           |                                  |           |                                 |
| <b>RB</b>  | 29 | Justin Forsett (10/8)   | <u>34</u> | <u>Lorenzo Taliaferro (10/0)</u> | 30        | Bernard Pierce (7/2)            |

## DEFENSE

|            |           |                              |           |                              |           |                          |
|------------|-----------|------------------------------|-----------|------------------------------|-----------|--------------------------|
| <b>DT</b>  | 92        | Haloti Ngata (10/10)         | <u>97</u> | <u>Timmy Jernigan (6/0)</u>  |           |                          |
| <b>NT</b>  | 98        | Brandon Williams (10/9)      | 62        | Terrence Cody (0/0)          |           |                          |
| <b>DE</b>  | 99        | Chris Canty (6/6)            | 93        | DeAngelo Tyson (9/4)         | 67        | Lawrence Guy (8/0)       |
| <b>OLB</b> | 55        | Terrell Suggs (10/10)        | 90        | Pernell McPhee (10/0)        |           |                          |
| <b>ILB</b> | <u>57</u> | <u>C.J. Mosley (10/10)</u>   | 59        | Arthur Brown (2/0)           |           |                          |
| <b>ILB</b> | 51        | Daryl Smith (10/10)          | 50        | Albert McClellan (10/0)      | <u>54</u> | <u>Zachary Orr (9/0)</u> |
| <b>Sam</b> | 91        | Courtney Upshaw (10/10) -or- | 58        | Elvis Dumervil (10/0)        |           |                          |
| <b>LCB</b> | 21        | Lardarius Webb (7/5)         | 37        | Danny Gorrer (7/0)           |           |                          |
| <b>SS</b>  | 26        | Matt Elam (10/9) -or-        | 33        | Will Hill (4/2)              | 28        | Brynden Trawick (9/0)    |
| <b>FS</b>  | 24        | Darian Stewart (10/10)       | <u>31</u> | <u>Terrence Brooks (8/0)</u> | 36        | Jeromy Miles (10/0)      |
| <b>RCB</b> | 41        | Anthony Levine (10/1)        | <u>39</u> | <u>Tramain Jacobs (1/0)</u>  | 38        | Rashaan Melvin (0/0)     |

## SPECIAL TEAMS

|            |    |                       |           |                                 |    |                      |
|------------|----|-----------------------|-----------|---------------------------------|----|----------------------|
| <b>P</b>   | 4  | Sam Koch (10/0)       |           |                                 |    |                      |
| <b>K</b>   | 9  | Justin Tucker (10/0)  |           |                                 |    |                      |
| <b>H</b>   | 4  | Sam Koch (10/0)       |           |                                 |    |                      |
| <b>LS</b>  | 47 | Kevin McDermott (3/0) |           |                                 |    |                      |
| <b>KOR</b> | 12 | Jacoby Jones (10/0)   | <u>15</u> | <u>Michael Campanaro (3/0)*</u> | 21 | Lardarius Webb (7/5) |
| <b>PR</b>  | 12 | Jacoby Jones (10/0)   | <u>15</u> | <u>Michael Campanaro (3/0)*</u> | 21 | Lardarius Webb (7/5) |

(2014 Games Played/Games Started)

Rookie Players Underlined

\* Injured Player

## PRONUNCIATION GUIDE

**Players:** Kamar Aiken (kuh-MARR); Christo Bilukidi (bill-oo-KEE-dee); Michael Campanaro (camp-ah-NAIR-oh); Danny Gorrer (GORE-er); Asa Jackson (ACE-uh); Kyle Juszczyk (YOOZ-check); Sam Koch (Cook); Anthony Levine (luh-VEEN); Kapron Lewis-Moore (CAP-rin); Pernell McPhee (purr-NELL); Haloti Ngata (ha-LOW-tee NAH-tah); Kelechi Osemele (kah-LETCH-ee oh-SEM-uh-lee); Dennis Pitta (PIT-uh); Fitzgerald Toussaint (TOO-sawnt); Brynden Trawick (BREN-den TRAH-wick); Lardarius Webb (lahr-DARE-ee-us); Marshal Yanda (YAWN-da); Jeremy Zuttah (ZOO-tuh)  
**Coaches:** Juan Castillo (cass-TEE-yo); Ted Monachino (mah-nah-KEY-no); Brian Pariani (pair-ee-ON-ee); Bob Rogucki (ruh-GUS-key); Steve Spagnuolo (spag-NO-low); Craig Ver Steeg (ver-STEGG)

# PARTICIPATION CHART

REGULAR SEASON TOTALS

**Player**

|                       | 9/7 vs. Cin. | 9/11 vs. Pitt. | 9/21 at Cle. | 9/28 vs. Car. | 10/5 at Ind. | 10/12 at TB | 10/19 vs. Atl. | 10/26 at Cin. | 11/2 at Pitt. | 11/9 vs. Ten. | 11/24 at NO | 11/30 vs. SD | 12/7 at Mia. | 12/14 vs. Jac. | 12/21 at Hou. | 12/28 vs. Cle. |  |  |  | GAMES PLAYED | GAMES STARTED | DID NOT PLAY | INACTIVE |
|-----------------------|--------------|----------------|--------------|---------------|--------------|-------------|----------------|---------------|---------------|---------------|-------------|--------------|--------------|----------------|---------------|----------------|--|--|--|--------------|---------------|--------------|----------|
| Aiken, Kamar          | X            | X              | X            | X             | X            | X           | X              | X             | X             | X             |             |              |              |                |               |                |  |  |  | 10           | 0             | 0            | 0        |
| Bilukidi, Christo     | NOR          | INA            | X            | X             | X            | X           | IR             | IR            | IR            | IR            |             |              |              |                |               |                |  |  |  | 4            | 0             | 0            | 1        |
| Brooks, Terrence      | X            | X              | INA          | X             | X            | X           | X              | X             | INA           | X             |             |              |              |                |               |                |  |  |  | 8            | 0             | 0            | 2        |
| Brown, Arthur         | INA          | INA            | INA          | INA           | INA          | INA         | INA            | INA           | X             | X             |             |              |              |                |               |                |  |  |  | 2            | 0             | 0            | 8        |
| Brown, Chykie         | LCB          | X              | X            | X             | X            | X           | INA            | INA           | X             | NOR           |             |              |              |                |               |                |  |  |  | 7            | 1             | 0            | 2        |
| Brown, Marlon         | X            | X              | X            | X             | X            | INA         | INA            | X             | X             | X             |             |              |              |                |               |                |  |  |  | 8            | 0             | 0            | 2        |
| Butler, Jeremy        | IR           | IR             | IR           | IR            | IR           | IR          | IR             | IR            | IR            | IR            |             |              |              |                |               |                |  |  |  | 0            | 0             | 0            | 0        |
| Bynes, Josh           | PS           | PS             | PS           | NOR           | NOR          | NOR         | NOR            | NOR           | NOR           | NOR           |             |              |              |                |               |                |  |  |  | 0            | 0             | 0            | 0        |
| Campanaro, Michael    | INA          | INA            | INA          | INA           | INA          | X           | X              | X             | INA           | INA           |             |              |              |                |               |                |  |  |  | 3            | 0             | 0            | 7        |
| Canty, Chris          | DL           | DL             | DE           | DE            | INA          | INA         | INA            | INA           | DE            | DE            |             |              |              |                |               |                |  |  |  | 6            | 6             | 0            | 4        |
| Cody, Terrence        | PUP          | PUP            | PUP          | PUP           | PUP          | PUP         | PUP            | PUP           | PUP           | INA           |             |              |              |                |               |                |  |  |  | 0            | 0             | 0            | 1        |
| Cox, Derek            | NOR          | NOR            | NOR          | NOR           | NOR          | NOR         | NOR            | NOR           | NOR           | NOR           |             |              |              |                |               |                |  |  |  | 0            | 0             | 0            | 0        |
| Cox, Morgan           | X            | X              | X            | X             | X            | X           | X              | IR            | IR            | IR            |             |              |              |                |               |                |  |  |  | 7            | 0             | 0            | 0        |
| Daniels, Owen         | X            | TE             | X            | TE            | TE           | TE          | TE             | INA           | TE            | TE            |             |              |              |                |               |                |  |  |  | 9            | 7             | 0            | 1        |
| Davis, Jace           | NOR          | NOR            | NOR          | NOR           | NOR          | NOR         | NOR            | NOR           | PS            | PS            |             |              |              |                |               |                |  |  |  | 0            | 0             | 0            | 0        |
| Dumervil, Elvis       | X            | X              | X            | X             | X            | X           | X              | X             | X             | X             |             |              |              |                |               |                |  |  |  | 10           | 0             | 0            | 0        |
| Elam, Matt            | SS           | SS             | SS           | SS            | SS           | SS          | SS             | SS            | SS            | X             |             |              |              |                |               |                |  |  |  | 10           | 9             | 0            | 0        |
| Flacco, Joe           | QB           | QB             | QB           | QB            | QB           | QB          | QB             | QB            | QB            | QB            |             |              |              |                |               |                |  |  |  | 10           | 10            | 0            | 0        |
| Forsett, Justin       | X            | X              | RB           | RB            | RB           | RB          | RB             | RB            | RB            | RB            |             |              |              |                |               |                |  |  |  | 10           | 8             | 0            | 0        |
| Franks, Dominique     | NOR          | NOR            | NOR          | NOR           | NOR          | X           | X              | X             | RCB           | NOR           |             |              |              |                |               |                |  |  |  | 4            | 1             | 0            | 0        |
| Gillmore, Crockett    | X            | X              | X            | X             | X            | X           | X              | TE            | X             | X             |             |              |              |                |               |                |  |  |  | 10           | 1             | 0            | 0        |
| Gorrer, Danny         | NOR          | NOR            | NOR          | NOR           | NOR          | NOR         | NOR            | NOR           | NOR           | X             |             |              |              |                |               |                |  |  |  | 1            | 0             | 0            | 0        |
| Gradkowski, Gino      | X            | X              | X            | X             | X            | X           | X              | INA           | INA           | INA           |             |              |              |                |               |                |  |  |  | 7            | 0             | 0            | 3        |
| Guy, Lawrence         | NOR          | NOR            | NOR          | INA           | X            | X           | X              | X             | INA           | X             |             |              |              |                |               |                |  |  |  | 5            | 0             | 0            | 2        |
| Hill, Will            | SUSP         | SUSP           | SUSP         | SUSP          | SUSP         | SUSP        | X              | X             | DB            | SS            |             |              |              |                |               |                |  |  |  | 4            | 2             | 0            | 0        |
| Hurst, James          | X            | X              | X            | LT            | LT           | LT          | LT             | X             | X             | X             |             |              |              |                |               |                |  |  |  | 10           | 4             | 0            | 0        |
| Jackson, Asa          | X            | LCB            | LCB          | LCB           | LCB          | IRDR        | IRDR           | IRDR          | IRDR          | IRDR          |             |              |              |                |               |                |  |  |  | 5            | 4             | 0            | 0        |
| Jacobs, Tramain       | PS           | PS             | PS           | PS            | PS           | PS          | PS             | PS            | PS            | X             |             |              |              |                |               |                |  |  |  | 1            | 0             | 0            | 0        |
| Jensen, Ryan          | PS           | PS             | PS           | PS            | PS           | PS          | PS             | PS            | PS            | PS            |             |              |              |                |               |                |  |  |  | 0            | 0             | 0            | 0        |
| Jernigan, Timmy       | X            | X              | INA          | INA           | INA          | INA         | X              | X             | X             | X             |             |              |              |                |               |                |  |  |  | 6            | 0             | 0            | 4        |
| Jones, Jacoby         | X            | X              | X            | X             | X            | X           | X              | X             | X             | X             |             |              |              |                |               |                |  |  |  | 10           | 0             | 0            | 0        |
| Jones, Marcel         | PS           | PS             | PS           | PS            | PS           | PS          | PS             | PS            | PS            | PS            |             |              |              |                |               |                |  |  |  | 0            | 0             | 0            | 0        |
| Juszczyk, Kyle        | FB           | X              | FB           | FB            | FB           | FB          | FB             | FB            | FB            | FB            |             |              |              |                |               |                |  |  |  | 10           | 9             | 0            | 0        |
| Koch, Sam             | X            | X              | X            | X             | X            | X           | X              | X             | X             | X             |             |              |              |                |               |                |  |  |  | 10           | 0             | 0            | 0        |
| Levine, Anthony       | X            | X              | X            | X             | X            | X           | X              | X             | X             | RCB           |             |              |              |                |               |                |  |  |  | 10           | 1             | 0            | 0        |
| Lewis-Moore, Kapron   | IR           | IR             | IR           | IR            | IR           | IR          | IR             | IR            | IR            | IR            |             |              |              |                |               |                |  |  |  | 0            | 0             | 0            | 0        |
| McClellan, Albert     | X            | X              | X            | X             | X            | X           | X              | X             | X             | X             |             |              |              |                |               |                |  |  |  | 10           | 0             | 0            | 0        |
| McDermott, Kevin      | NOR          | NOR            | NOR          | NOR           | NOR          | NOR         | NOR            | X             | X             | X             |             |              |              |                |               |                |  |  |  | 3            | 0             | 0            | 0        |
| McPhee, Pernell       | X            | X              | X            | X             | X            | X           | X              | X             | X             | X             |             |              |              |                |               |                |  |  |  | 10           | 0             | 0            | 0        |
| Means, Steven         | NOR          | NOR            | NOR          | NOR           | NOR          | PS          | PS             | PS            | PS            | PS            |             |              |              |                |               |                |  |  |  | 0            | 0             | 0            | 0        |
| Meder, Jamie          | PS           | PS             | PS           | PS            | PS           | PS          | PS             | PS            | PS            | PS            |             |              |              |                |               |                |  |  |  | 0            | 0             | 0            | 0        |
| Melvin, Rashaan       | NOR          | NOR            | NOR          | NOR           | NOR          | NOR         | NOR            | NOR           | NOR           | INA           |             |              |              |                |               |                |  |  |  | 0            | 0             | 0            | 1        |
| Miles, Jeremy         | X            | X              | X            | X             | X            | X           | X              | X             | X             | X             |             |              |              |                |               |                |  |  |  | 10           | 0             | 0            | 0        |
| Monroe, Eugene        | LT           | LT             | LT           | INA           | INA          | INA         | INA            | LT            | LT            | LT            |             |              |              |                |               |                |  |  |  | 6            | 6             | 0            | 4        |
| Mosley, C.J.          | ILB          | ILB            | ILB          | ILB           | ILB          | ILB         | ILB            | ILB           | ILB           | ILB           |             |              |              |                |               |                |  |  |  | 10           | 10            | 0            | 0        |
| Ngata, Haloti         | DT           | DT             | DT           | DT            | DT           | DT          | DT             | DT            | DT            | DT            |             |              |              |                |               |                |  |  |  | 10           | 10            | 0            | 0        |
| Ogbuehi, Emmanuel     | NOR          | NOR            | NOR          | PS            | PS           | PS          | PS             | PS            | PS            | PS            |             |              |              |                |               |                |  |  |  | 0            | 0             | 0            | 0        |
| Olatoye, Deji         | NOR          | NOR            | NOR          | NOR           | NOR          | NOR         | NOR            | NOR           | NOR           | NOR           |             |              |              |                |               |                |  |  |  | 0            | 0             | 0            | 0        |
| Orr, Zachary          | X            | X              | X            | X             | X            | X           | X              | X             | INA           | X             |             |              |              |                |               |                |  |  |  | 9            | 0             | 0            | 1        |
| Osemele, Kelechi      | LG           | LG             | LG           | LG            | LG           | INA         | INA            | LG            | LG            | LG            |             |              |              |                |               |                |  |  |  | 8            | 8             | 0            | 2        |
| Pataalii, A.J.        | NOR          | NOR            | NOR          | NOR           | NOR          | NOR         | NOR            | NOR           | NOR           | NOR           |             |              |              |                |               |                |  |  |  | 0            | 0             | 0            | 0        |
| Pierce, Bernard       | RB           | RB             | INA          | DNP           | X            | X           | X              | INA           | X             | X             |             |              |              |                |               |                |  |  |  | 7            | 2             | 1            | 2        |
| Pitta, Dennis         | TE           | TE             | TE           | IR            | IR           | IR          | IR             | IR            | IR            | IR            |             |              |              |                |               |                |  |  |  | 3            | 3             | 0            | 0        |
| Rackley, Will         | IR           | IR             | IR           | IR            | IR           | IR          | IR             | IR            | IR            | IR            |             |              |              |                |               |                |  |  |  | 0            | 0             | 0            | 0        |
| Reid, Jah             | INA          | INA            | INA          | X             | X            | X           | X              | INA           | INA           | INA           |             |              |              |                |               |                |  |  |  | 4            | 0             | 0            | 6        |
| Rice, Ray             | SUSP         | NOR            | NOR          | NOR           | NOR          | NOR         | NOR            | NOR           | NOR           | NOR           |             |              |              |                |               |                |  |  |  | 0            | 0             | 0            | 0        |
| Ross, Aaron           | IR           | IR             | IR           | IR            | IR           | IR          | IR             | IR            | IR            | IR            |             |              |              |                |               |                |  |  |  | 0            | 0             | 0            | 0        |
| Simon, John           | PS           | PS             | PS           | PS            | PS           | NOR         | NOR            | NOR           | NOR           | NOR           |             |              |              |                |               |                |  |  |  | 0            | 0             | 0            | 0        |
| Smith, Daryl          | ILB          | ILB            | ILB          | ILB           | ILB          | ILB         | ILB            | ILB           | ILB           | ILB           |             |              |              |                |               |                |  |  |  | 10           | 10            | 0            | 0        |
| Smith, Jimmy          | RCB          | RCB            | RCB          | RCB           | RCB          | RCB         | RCB            | RCB           | INA           | IR            |             |              |              |                |               |                |  |  |  | 8            | 8             | 0            | 1        |
| Smith Sr., Steve      | WR           | WR             | WR           | WR            | WR           | WR          | WR             | WR            | RWR           | RWR           |             |              |              |                |               |                |  |  |  | 10           | 10            | 0            | 0        |
| Smith, Torrey         | WR           | WR             | WR           | WR            | WR           | WR          | WR             | WR            | LWR           | LWR           |             |              |              |                |               |                |  |  |  | 10           | 10            | 0            | 0        |
| Stewart, Darian       | FS           | FS             | FS           | FS            | FS           | FS          | FS             | FS            | FS            | FS            |             |              |              |                |               |                |  |  |  | 10           | 10            | 0            | 0        |
| Suggs, Terrell        | OLB          | OLB            | OLB          | OLB           | OLB          | OLB         | OLB            | OLB           | OLB           | OLB           |             |              |              |                |               |                |  |  |  | 10           | 10            | 0            | 0        |
| Supernaw, Phillip     | PS           | PS             | PS           | X             | INA          | PS          | PS             | X             | X             | PS            |             |              |              |                |               |                |  |  |  | 3            | 0             | 0            | 1        |
| Taliaferro, Lorenzo   | X            | X              | X            | X             | X            | X           | X              | X             | X             | X             |             |              |              |                |               |                |  |  |  | 10           | 0             | 0            | 0        |
| Taylor, Ryan          | NOR          | NOR            | NOR          | NOR           | NOR          | INA         | INA            | NOR           | NOR           | NOR           |             |              |              |                |               |                |  |  |  | 0            | 0             | 0            | 2        |
| Taylor, Tyrod         | DNP          | DNP            | DNP          | DNP           | DNP          | X           | DNP            | DNP           | DNP           | DNP           |             |              |              |                |               |                |  |  |  | 1            | 0             | 9            | 0        |
| Thompson, Deonte      | INA          | INA            | NOR          | PS            | PS           | PS          | PS             | PS            | PS            | PS            |             |              |              |                |               |                |  |  |  | 0            | 0             | 0            | 2        |
| Toussaint, Fitzgerald | INA          | PS             | DNP          | PS            | PS           | PS          | PS             | PS            | PS            | PS            |             |              |              |                |               |                |  |  |  | 0            | 0             | 1            | 1        |
| Trawick, Brynden      | X            | X              | X            | X             | X            | X           | X              | X             | X             | INA           |             |              |              |                |               |                |  |  |  | 9            | 0             | 0            | 1        |
| Tucker, Justin        | X            | X              | X            | X             | X            | X           | X              | X             | X             | X             |             |              |              |                |               |                |  |  |  | 10           | 0             | 0            | 0        |
| Tyson, DeAngelo       | X            | X              | X            | X             | DE           | DE          | DE             | DE            | X             | INA           |             |              |              |                |               |                |  |  |  | 9            | 4             | 0            | 1        |
| Upshaw, Courtney      | OLB          | OLB            | SAM          | SAM           | SAM          | SAM         | SAM            | SAM           | SAM           | SAM           |             |              |              |                |               |                |  |  |  | 10           | 10            | 0            | 0        |
| Urban, Brent          | IR           | IR             | IR           | IR            | IR           | IR          | IR             | IR            | IR            | IR            |             |              |              |                |               |                |  |  |  | 0            | 0             | 0            | 0        |
| Urschel, John         | INA          | INA            | INA          | INA           | INA          | LG          | LG             | X             | X             | X             |             |              |              |                |               |                |  |  |  | 5            | 2             | 0            | 5        |
| Wagner, Rick          | RT           | RT             | RT           | RT            | RT           | RT          | RT             | RT            | RT            | RT            |             |              |              |                |               |                |  |  |  | 10           | 10            | 0            | 0        |
| Webb, Lardarius       | INA          | INA            | X            | INA           | X            | LCB         | LCB            | LCB           | LCB           | LCB           |             |              |              |                |               |                |  |  |  | 7            | 5             | 0            | 3        |
| Wenning, Keith        | PS           | PS             | PS           | PS            | PS           | PS          | PS             | PS            | PS            | PS            |             |              |              |                |               |                |  |  |  | 0            | 0             | 0            | 0        |
| Williams, Brandon     | DE           | DE             | NT           | NT            | NT           | NT          | NT             | NT            | X             | NT            |             |              |              |                |               |                |  |  |  | 10           | 9             | 0            | 0        |
| Yanda, Marshal        | RG           | RG             | RG           | RG            | RG           | RG          | RG             | RG            | RG            | RG            |             |              |              |                |               |                |  |  |  | 10           | 10            | 0            | 0        |
| Young, Lou            | NOR          | NOR            | PS           | PS            | PS           | NOR         | NOR            | NOR           | NOR           | NOR           |             |              |              |                |               |                |  |  |  | 0            | 0             | 0            | 0        |
| Zuttah, Jeremy        | C            | C              | C            | C             | C            | C           | C              | C             | C             | C             |             |              |              |                |               |                |  |  |  | 10           | 10            | 0            | 0        |

X=substituted; IR=injured reserve; IRDR=injured reserve/designated return; PUP=physically unable to perform; NOR=not on roster; PS=practice squad; NF=non-football injury; SUSP=suspended



# GAME-BY-GAME STARTERS

## OFFENSE

| GAME     | WR    | LT           | LG             | C      | RG    | RT     | TE              | WR        | QB     | RB      | FB        | OTHER        |
|----------|-------|--------------|----------------|--------|-------|--------|-----------------|-----------|--------|---------|-----------|--------------|
| 09/07/14 | Smith | Monroe       | Osemele        | Zuttah | Yanda | Wagner | Pitta           | Smith Sr. | Flacco | Pierce  | Juszczzyk |              |
| 09/11/14 | Smith | Monroe       | Osemele        | Zuttah | Yanda | Wagner | Pitta           | Smith Sr. | Flacco | Pierce  | n/a       | Daniels (TE) |
| 09/21/14 | Smith | Monroe       | Osemele        | Zuttah | Yanda | Wagner | Pitta           | Smith Sr. | Flacco | Forsett | Juszczzyk |              |
| 09/28/14 | Smith | <b>Hurst</b> | Osemele        | Zuttah | Yanda | Wagner | Daniels         | Smith Sr. | Flacco | Forsett | Juszczzyk |              |
| 10/05/14 | Smith | Hurst        | Osemele        | Zuttah | Yanda | Wagner | Daniels         | Smith Sr. | Flacco | Forsett | Juszczzyk |              |
| 10/12/14 | Smith | Hurst        | <b>Urschel</b> | Zuttah | Yanda | Wagner | Daniels         | Smith Sr. | Flacco | Forsett | Juszczzyk |              |
| 10/19/14 | Smith | Hurst        | Urschel        | Zuttah | Yanda | Wagner | Daniels         | Smith Sr. | Flacco | Forsett | Juszczzyk |              |
| 10/26/14 | Smith | Monroe       | Osemele        | Zuttah | Yanda | Wagner | <b>Gillmore</b> | Smith Sr. | Flacco | Forsett | Juszczzyk |              |
| 11/02/14 | Smith | Monroe       | Osemele        | Zuttah | Yanda | Wagner | Daniels         | Smith Sr. | Flacco | Forsett | Juszczzyk |              |
| 11/09/14 | Smith | Monroe       | Osemele        | Zuttah | Yanda | Wagner | Daniels         | Smith Sr. | Flacco | Forsett | Juszczzyk |              |
| 11/24/14 |       |              |                |        |       |        |                 |           |        |         |           |              |
| 11/30/14 |       |              |                |        |       |        |                 |           |        |         |           |              |
| 12/07/14 |       |              |                |        |       |        |                 |           |        |         |           |              |
| 12/14/14 |       |              |                |        |       |        |                 |           |        |         |           |              |
| 12/21/14 |       |              |                |        |       |        |                 |           |        |         |           |              |
| 12/28/14 |       |              |                |        |       |        |                 |           |        |         |           |              |

## DEFENSE

| GAME     | DT    | DE    | NT       | SAM    | MIKE     | WILL          | RUSH  | RCB           | LCB            | SS   | FS      | OTHER     |
|----------|-------|-------|----------|--------|----------|---------------|-------|---------------|----------------|------|---------|-----------|
| 09/07/14 | Ngata | Canty | Williams | Upshaw | D. Smith | <b>Mosley</b> | Suggs | J. Smith      | Brown          | Elam | Stewart |           |
| 09/11/14 | Ngata | Canty | Williams | Upshaw | D. Smith | Mosley        | Suggs | J. Smith      | <b>Jackson</b> | Elam | Stewart |           |
| 09/21/14 | Ngata | Canty | Williams | Upshaw | D. Smith | Mosley        | Suggs | J. Smith      | Jackson        | Elam | Stewart |           |
| 09/28/14 | Ngata | Canty | Williams | Upshaw | D. Smith | Mosley        | Suggs | J. Smith      | Jackson        | Elam | Stewart |           |
| 10/05/14 | Ngata | Tyson | Williams | Upshaw | D. Smith | Mosley        | Suggs | J. Smith      | Jackson        | Elam | Stewart |           |
| 10/12/14 | Ngata | Tyson | Williams | Upshaw | D. Smith | Mosley        | Suggs | J. Smith      | Webb           | Elam | Stewart |           |
| 10/19/14 | Ngata | Tyson | Williams | Upshaw | D. Smith | Mosley        | Suggs | J. Smith      | Webb           | Elam | Stewart |           |
| 10/26/14 | Ngata | Tyson | Williams | Upshaw | D. Smith | Mosley        | Suggs | J. Smith      | Webb           | Elam | Stewart |           |
| 11/02/14 | Ngata | Canty | n/a      | Upshaw | D. Smith | Mosley        | Suggs | Franks        | Webb           | Hill | Stewart | Elam (DB) |
| 11/09/14 | Ngata | Canty | Williams | Upshaw | D. Smith | Mosley        | Suggs | <b>Levine</b> | Webb           | Hill | Stewart |           |
| 11/24/14 |       |       |          |        |          |               |       |               |                |      |         |           |
| 11/30/14 |       |       |          |        |          |               |       |               |                |      |         |           |
| 12/07/14 |       |       |          |        |          |               |       |               |                |      |         |           |
| 12/14/14 |       |       |          |        |          |               |       |               |                |      |         |           |
| 12/21/14 |       |       |          |        |          |               |       |               |                |      |         |           |
| 12/28/14 |       |       |          |        |          |               |       |               |                |      |         |           |

**Bold denotes first NFL start**

# 2014 TRANSACTIONS

- **Dec. 30, 2013:** Signed WR Kamar Aiken, TE Matt Furstenburg, DT Cody Larsen, T David Mims, TE Nathan Overbay, WR Gerrard Sheppard, QB Nick Stephens and G Reggie Stephens to Reserve/Future Contracts.
- **Jan. 2:** Signed **RB Cierre Wood** to a Reserve/Future contract.
- **Feb. 27:** Terminated the contracts of vested veterans FB Vonta Leach and LB Jameel McClain.
- **March 5:** Re-signed unrestricted free agent TE Dennis Pitta.
- **March 11:** Re-signed restricted free agent LB Albert McClellan.
- **March 12:** Re-signed unrestricted free agent T Eugene Monroe.
- **March 13:** Re-signed unrestricted free agent WR/RS Jacoby Jones.
- **March 14:** Re-signed unrestricted free agent S Jeromy Miles; Signed free agent **WR Steve Smith, Sr.**
- **March 17:** Re-signed unrestricted free agent LB Daryl Smith.
- **March 19:** Re-signed exclusive rights free agent S Brynden Trawick.
- **March 24:** Signed unrestricted free agent **S Darian Stewart**.
- **March 26:** Traded a 2015 draft choice to Tampa Bay in exchange for **G/C Jeremy Zuttah**.
- **April 4:** Signed free agent **TE Owen Daniels** and **RB Justin Forsett**; Re-signed unrestricted free agent NT Terrence Cody.
- **April 16:** Re-signed exclusive rights free agent OLB D.J. Bryant.
- **April 18:** Re-signed exclusive rights free agent LB Josh Bynes.
- **April 21:** Re-signed exclusive rights free agents OLB Adrian Hamilton and S Anthony Levine.
- **April 24:** Signed free agent WR LaQuan Williams.
- **April 29:** Re-signed exclusive rights free agent S Omar Brown.
- **May 12:** Signed rookie free agents **LB Xavius Boyd, DT Levi Brown, WR Jeremy Butler, WR Jace Davis, T Parker Graham, DT Derrick Hopkins, T James Hurst, CB Tramain Jacobs, P Richie Leone, DT Jamie Meder, S Dexter Moody, CB Deji Olatoye, LB Zachary Orr, DT A.J. Pataiali'i, CB Avery Patterson, CB Sammy Seamster** and **T Brett Van Sloten**.
- **May 13:** Signed rookie free agent **LB Ryan Jones**.
- **May 14:** Signed 2014 draft picks **TE Crockett Gillmore, G/C John Urschel** and **QB Keith Wenning**.
- **May 15:** Signed 2014 draft pick **WR Michael Campanaro**.
- **May 16:** Signed 2014 draft pick **RB Lorenzo Taliaferro**.
- **May 17:** Signed 2014 draft picks **DT Timmy Jernigan** and **DE Brent Urban**.
- **May 19:** Waived TE Matt Furstenburg, DL/OL Cody Larsen and LB D.J. Bryant (failed physical); Signed free agents **FB Shaun Chapas, G Will Rackley** and **TE Phillip Supernaw**.
- **May 27:** Signed 2014 draft pick **LB C.J. Mosley**.
- **May 29:** Waived (injured) LB Ryan Jones; Signed rookie free agent **RB Fitzgerald Toussaint**.
- **May 30:** Waived QB Nick Stephens; Signed 2014 draft pick **S Terrence Brooks** and rookie free agent **LB D.J. Roberts**.
- **June 17:** Waived (failed physicals) OLB Adrian Hamilton and WR Aaron Mellette.
- **June 20:** Waived (failed physical) LB Xavius Boyd; Waived S Dexter Moody and CB Avery Patterson; Signed **OLB Nicholas DiMarco, CB Dominique Franks, CB Aaron Ross, LB Austin Spitler** and **WR Mike Willie**.
- **July 24:** Placed CB Aaron Ross (Achilles) on Injured Reserve.
- **July 26:** Signed free agent **S Will Hill**.
- **July 29:** Waived WR Gerrard Sheppard; Signed free agent **CB Marrio Norman**.
- **Aug. 25:** Waived S Omar Brown, LB Nicholas DiMarco, P Richie Leone, T David Mims, CB Marrio Norman, CB Deji Olatoye, LB Austin Spitler, WR LaQuan Williams, WR Mike Willie and CB Cierre Wood; Waived (injured) FB Shaun Chapas and T Brett Van Sloten; Placed DE Kapron Lewis-Moore (Achilles), G Will Rackley (concussion) and DE Brent Urban (knee) on Injured Reserve.
- **Aug. 27:** Waived WR Jace Davis; Signed free agent **CB Derek Cox**.
- **Aug. 29:** Waived DT Levi Brown, DT Derrick Hopkins, TE Nathan Overbay, OLB D.J. Roberts and C Reggie Stephens.
- **Aug. 30:** Placed DT Terrence Cody (hip) on the Physically Unable to Perform list; Placed WR Jeremy Butler (shoulder) on Injured Reserve; Terminated the contracts of vested veterans CB Derek Cox and CB Dominique Franks; Waived T Parker Graham, CB Tramain Jacobs, G/C Ryan Jensen, DT Jamie Meder, DT A.J. Pataiali'i, CB Sammy Seamster, G/C A.Q. Shipley, OLB John Simon, TE Phillip Supernaw, RB Fitzgerald Toussaint and QB Keith Wenning.
- **Aug. 31:** Signed the following players to the practice squad: CB Tramain Jacobs, OL Ryan Jensen, DT Jamie Meder, CB Deji Olatoye, DT A.J. Pataiali'i, OLB John Simon, TE Phillip Supernaw, RB Fitzgerald Toussaint and QB Keith Wenning.
- **Sept. 1:** Signed **G/T Marcel Jones** to the practice squad.
- **Sept. 2:** Waived LB Josh Bynes; Re-signed veteran CB Derek Cox.
- **Sept. 3:** Waived CB Deji Olatoye from the practice squad; Signed **CB Jamell Fleming** to the practice squad.
- **Sept. 4:** Waived DT A.J. Pataiali'i from the practice squad; Re-signed LB Josh Bynes to the practice squad.
- **Sept. 6:** Waived CB Derek Cox; Elevated RB Fitzgerald Toussaint from the practice squad to the 53-man roster.
- **Sept. 8:** Terminated the contract of vested veteran **RB Ray Rice**; Waived RB Fitzgerald Toussaint; Claimed from waivers (Cin.) **DT Christo Bilukidi**.
- **Sept. 9:** Re-signed RB Fitzgerald Toussaint to the practice squad.
- **Sept. 15:** Signed **CB Lou Young** to the practice squad after CB Jamell Fleming was signed off the Ravens' practice squad by Kansas City.
- **Sept. 22:** Waived WR/RS Deonte Thompson; Signed RB Fitzgerald Toussaint from the practice squad to the 53-man roster.
- **Sept. 23:** Waived RB Fitzgerald Toussaint; Re-signed WR/RS Deonte Thompson to the 53-man roster; Re-signed DT A.J. Pataiali'i to the practice squad; Placed TE Dennis Pitta (hip) on Injured Reserve; Elevated TE Phillip Supernaw from the practice squad to the 53-man roster; Signed **TE Emmanuel Ogbuehi** to the practice squad.
- **Sept. 24:** Waived WR/RS Deonte Thompson; Claimed from waivers (SD) **DE Lawrence Guy**; Re-signed RB Fitzgerald Toussaint to the practice squad.
- **Sept. 26:** Waived DT A.J. Pataiali'i from the practice squad; Re-signed WR/RS Deonte Thompson to the practice squad.
- **Oct. 7:** Waived TE Phillip Supernaw; Claimed from waivers (GB) **TE Ryan Taylor**; Signed **DE Steven Means** to the practice squad after OLB John Simon was claimed off the practice squad by Houston.
- **Oct. 8:** Placed CB/RS Asa Jackson (toe) on Injured Reserve - Designated for Return; Re-signed CB Dominique Franks to the 53-man roster.
- **Oct. 9:** Waived CB Lou Young from the practice squad; Re-signed TE Phillip Supernaw to the practice squad.
- **Oct. 18:** Placed DT Christo Bilukidi (ankle) on Injured Reserve; Activated S Will Hill, who was suspended for the season's first six games, to the 53-man roster.
- **Oct. 20:** Placed LS Morgan Cox (knee) on Injured Reserve; Signed free agent **LS Kevin McDermott**.
- **Oct. 25:** Waived TE Ryan Taylor; Signed TE Phillip Supernaw from the practice squad to the 53-man roster.
- **Oct. 28:** Signed WR Jace Davis to the practice squad.
- **Nov. 4:** Waived CB Chykie Brown and TE Phillip Supernaw; Activated DT Terrence Cody from the Physically Unable to Perform list and CB Tramain Jacobs from the practice squad to the 53-man roster; Waived vested veteran CB Dominique Franks; Claimed from waivers (Det.) **CB Danny Gorrer**.
- **Nov. 6:** Re-signed TE Phillip Supernaw to the practice squad.
- **Nov. 8:** Placed CB Jimmy Smith (foot) on Injured Reserve; Signed **CB Rashaan Melvin** off Tampa Bay's practice squad to the 53-man roster.
- **Nov. 10:** Waived DT Jamie Meder from the practice squad; Signed **T Terren Jones** to the practice squad.
- **Nov. 12:** Signed **TE Konrad Reuland** to the practice squad after TE Phillip Supernaw was claimed off the practice squad by Kansas City.
- **Nov. 13:** Terminated the contract of practice squad player WR Jace Davis; Signed **FB Kiero Small** to the practice squad.
- **Nov. 17:** Terminated the contract of practice squad player TE Emmanuel Ogbuehi; Signed **TE Allen Reisner** to the practice squad.

(Bold denotes first time player has joined the Ravens.)

# HOW THE RAVENS ARE BUILT

## HOW ACQUIRED

| YEAR | PLAYER   | ACQ.       |
|------|--|------------|
| 2003 | OLB Terrell Suggs                                | D1a        |
| 2006 | P Sam Koch                                       | D6a        |
|      | DT Haloti Ngata                                  | D1         |
| 2007 | G/T Marshal Yanda                                | D3b        |
| 2008 | QB Joe Flacco                                    | D1         |
| 2009 | CB/RS Lardarius Webb                             | D3         |
| 2010 | DT Terrence Cody                                 | D2b        |
|      | <i>LS Morgan Cox [Injured Reserve]</i>           | RFA        |
|      | LB Albert McClellan                              | RFA        |
|      | <i>TE Dennis Pitta [Injured Reserve]</i>         | D4         |
| 2011 | DE Pernell McPhee                                | D5b        |
|      | T Jah Reid                                       | D3         |
|      | <i>CB Jimmy Smith [Injured Reserve]</i>          | D1         |
|      | WR Torrey Smith                                  | D2         |
|      | QB Tyrod Taylor                                  | D6         |
| 2012 | G/C Gino Gradkowski                              | D4a        |
|      | <i>CB/RS Asa Jackson [Injured Reserve - DFR]</i> | D5         |
|      | WR/RS Jacoby Jones                               | FA         |
|      | CB Anthony Levine                                | FA         |
|      | G/T Kelechi Osemele                              | D2b        |
|      | RB Bernard Pierce                                | D3         |
|      | K Justin Tucker                                  | RFA        |
|      | DE DeAngelo Tyson                                | D7         |
|      | OLB Courtney Upshaw                              | D2a        |
| 2013 | LB Arthur Brown                                  | D2         |
|      | WR Marlon Brown                                  | RFA        |
|      | DE Chris Canty                                   | FA         |
|      | OLB Elvis Dumervil                               | FA         |
|      | S Matt Elam                                      | D1         |
|      | FB Kyle Juszczyk                                 | D4b        |
|      | <i>DE Kapron Lewis-Moore [Injured Reserve]</i>   | D6a        |
|      | S Jeromy Miles                                   | WA (Cin.)  |
|      | T Eugene Monroe                                  | TR (Jax.)  |
|      | LB Daryl Smith                                   | UFA (Jax.) |
|      | S Brynden Trawick                                | RFA        |
|      | T Rick Wagner                                    | D5         |
|      | DT Brandon Williams                              | D3         |
| 2014 | WR Kamar Aiken                                   | FA         |
|      | <i>DT Christo Bilukidi [Injured Reserve]</i>     | WA (Cin.)  |
|      | S Terrence Brooks                                | D3         |
|      | <i>WR Jeremy Butler [Injured Reserve]</i>        | RFA        |
|      | WR Michael Campanaro                             | D7         |
|      | TE Owen Daniels                                  | FA         |
|      | RB Justin Forsett                                | FA         |
|      | TE Crockett Gillmore                             | D3b        |
|      | CB Danny Gorrer                                  | WA (Det.)  |
|      | DE Lawrence Guy                                  | WA (SD)    |
|      | S Will Hill                                      | FA         |
|      | T James Hurst                                    | RFA        |
|      | CB Tramain Jacobs                                | RFA        |
|      | DT Timmy Jernigan                                | D2         |
|      | LS Kevin McDermott                               | FA         |
|      | CB Rashaan Melvin                                | FA         |
|      | LB C.J. Mosley                                   | D1         |
|      | LB Zachary Orr                                   | RFA        |
|      | <i>G Will Rackley [Injured Reserve]</i>          | FA         |
|      | <i>CB Aaron Ross [Injured Reserve]</i>           | UFA (NYG)  |
|      | WR Steve Smith Sr.                               | FA         |
|      | S Darian Stewart                                 | UFA (STL)  |
|      | <i>DE Brent Urban [Injured Reserve]</i>          | D4a        |
|      | RB Lorenzo Taliaferro                            | D4b        |
|      | G/C John Urschel                                 | D5         |
|      | C Jeremy Zuttah                                  | TR (TB)    |

## RAVENS BY DRAFT ROUND

| 1st ROUND (8)                                    | TEAM          | YEAR        |
|--|---------------|-------------|
| OLB Terrell Suggs                                | Baltimore     | 2003 (10th) |
| DT Haloti Ngata                                  | Baltimore     | 2006 (12th) |
| <i>CB Aaron Ross [Injured Reserve]</i>           | NY Giants     | 2007 (20th) |
| QB Joe Flacco                                    | Baltimore     | 2008 (18th) |
| T Eugene Monroe                                  | Jacksonville  | 2009 (8th)  |
| <i>CB Jimmy Smith [Injured Reserve]</i>          | Baltimore     | 2010 (27th) |
| S Matt Elam                                      | Baltimore     | 2013 (32nd) |
| LB C.J. Mosley                                   | Baltimore     | 2014 (17th) |
| <b>2nd ROUND (7)</b>                             |               |             |
| LB Daryl Smith                                   | Jacksonville  | 2004        |
| NT Terrence Cody                                 | Baltimore     | 2010        |
| WR Torrey Smith                                  | Baltimore     | 2011        |
| G/T Kelechi Osemele                              | Baltimore     | 2012        |
| OLB Courtney Upshaw                              | Baltimore     | 2012        |
| LB Arthur Brown                                  | Baltimore     | 2013        |
| DT Timmy Jernigan                                | Baltimore     | 2014        |
| <b>3rd ROUND (11)</b>                            |               |             |
| WR Steve Smith Sr.                               | Carolina      | 2001        |
| WR/RS Jacoby Jones                               | Houston       | 2007        |
| G/T Marshal Yanda                                | Baltimore     | 2007        |
| C Jeremy Zuttah                                  | Tampa Bay     | 2008        |
| CB/RS Lardarius Webb                             | Baltimore     | 2009        |
| <i>G Will Rackley [Injured Reserve]</i>          | Jacksonville  | 2011        |
| T Jah Reid                                       | Baltimore     | 2011        |
| RB Bernard Pierce                                | Baltimore     | 2012        |
| DT Brandon Williams                              | Baltimore     | 2013        |
| S Terrence Brooks                                | Baltimore     | 2014        |
| TE Crockett Gillmore                             | Baltimore     | 2014        |
| <b>4th ROUND (8)</b>                             |               |             |
| DE Chris Canty                                   | Dallas        | 2005        |
| TE Owen Daniels                                  | Houston       | 2006        |
| OLB Elvis Dumervil                               | Denver        | 2006        |
| <i>TE Dennis Pitta [Injured Reserve]</i>         | Baltimore     | 2010        |
| G/C Gino Gradkowski                              | Baltimore     | 2012        |
| FB Kyle Juszczyk                                 | Baltimore     | 2013        |
| RB Lorenzo Taliaferro                            | Baltimore     | 2014        |
| <i>DE Brent Urban [Injured Reserve]</i>          | Baltimore     | 2014        |
| <b>5th ROUND (4)</b>                             |               |             |
| DE Pernell McPhee                                | Baltimore     | 2011        |
| <i>CB/RS Asa Jackson [Injured Reserve - DFR]</i> | Baltimore     | 2012        |
| G/T Rick Wagner                                  | Baltimore     | 2013        |
| G/C John Urschel                                 | Baltimore     | 2014        |
| <b>6th ROUND (4)</b>                             |               |             |
| P Sam Koch                                       | Baltimore     | 2006        |
| QB Tyrod Taylor                                  | Baltimore     | 2011        |
| <i>DT Christo Bilukidi [Injured Reserve]</i>     | Oakland       | 2012        |
| <i>DE Kapron Lewis-Moore [Injured Reserve]</i>   | Baltimore     | 2013        |
| <b>7th ROUND (4)</b>                             |               |             |
| RB Justin Forsett                                | Seattle       | 2008        |
| DE Lawrence Guy                                  | Green Bay     | 2011        |
| DE DeAngelo Tyson                                | Baltimore     | 2012        |
| WR Michael Campanaro                             | Baltimore     | 2014        |
| <b>UNDRAFTED (17)</b>                            |               |             |
| CB Danny Gorrer                                  | New Orleans   | 2009        |
| <i>LS Morgan Cox [Injured Reserve]</i>           | Baltimore     | 2010        |
| CB Anthony Levine                                | Green Bay     | 2010        |
| LB Albert McClellan                              | Baltimore     | 2010        |
| S Jeromy Miles                                   | Cincinnati    | 2010        |
| S Darian Stewart                                 | St. Louis     | 2010        |
| WR Kamar Aiken                                   | Buffalo       | 2011        |
| S Will Hill                                      | NY Giants     | 2012        |
| K Justin Tucker                                  | Baltimore     | 2012        |
| WR Marlon Brown                                  | Baltimore     | 2013        |
| LS Kevin McDermott                               | San Francisco | 2013        |
| CB Rashaan Melvin                                | Tampa Bay     | 2013        |
| S Brynden Trawick                                | Baltimore     | 2013        |
| <i>WR Jeremy Butler [Injured Reserve]</i>        | Baltimore     | 2014        |
| T James Hurst                                    | Baltimore     | 2014        |
| CB Tramain Jacobs                                | Baltimore     | 2014        |
| LB Zachary Orr                                   | Baltimore     | 2014        |

[Italics indicates player not on active 53-man roster.]



# 2014 RAVENS STATISTICS

## WON 6, LOST 4

|       |         |                 |        |
|-------|---------|-----------------|--------|
| 09/07 | L 16-23 | Cincinnati      | 70,925 |
| 09/11 | W 26- 6 | Pittsburgh      | 71,181 |
| 09/21 | W 23-21 | at Cleveland    | 67,407 |
| 09/28 | W 38-10 | Carolina        | 71,218 |
| 10/05 | L 13-20 | at Indianapolis | 65,258 |
| 10/12 | W 48-17 | at Tampa Bay    | 60,041 |
| 10/19 | W 29- 7 | Atlanta         | 71,184 |
| 10/26 | L 24-27 | at Cincinnati   | 55,711 |
| 11/02 | L 23-43 | at Pittsburgh   | 63,971 |
| 11/09 | W 21- 7 | Tennessee       | 70,914 |
| 11/24 |         | at New Orleans  |        |
| 11/30 |         | San Diego       |        |
| 12/07 |         | at Miami        |        |
| 12/14 |         | Jacksonville    |        |
| 12/21 |         | at Houston      |        |
| 12/28 |         | Cleveland       |        |

|                          | Balt.          | Opp.           |
|--------------------------|----------------|----------------|
| <b>TOTAL FIRST DOWNS</b> | <b>218</b>     | <b>191</b>     |
| Rushing                  | 75             | 47             |
| Passing                  | 121            | 127            |
| Penalty                  | 22             | 17             |
| 3rd Down: Made/Att       | 51/128         | 56/134         |
| 3rd Down Pct.            | 39.8           | 41.8           |
| 4th Down: Made/Att       | 8/14           | 3/8            |
| 4th Down Pct.            | 57.1           | 37.5           |
| <b>POSSESSION AVG.</b>   | <b>30:08</b>   | <b>29:52</b>   |
| <b>TOTAL NET YARDS</b>   | <b>3648</b>    | <b>3357</b>    |
| Avg. Per Game            | 364.8          | 335.7          |
| Total Plays              | 648            | 633            |
| Avg. Per Play            | 5.6            | 5.3            |
| <b>NET YARDS RUSHING</b> | <b>1241</b>    | <b>845</b>     |
| Avg. Per Game            | 124.1          | 84.5           |
| Total Rushes             | 283            | 245            |
| <b>NET YARDS PASSING</b> | <b>2407</b>    | <b>2512</b>    |
| Avg. Per Game            | 240.7          | 251.2          |
| Sacked/Yards Lost        | 14/114         | 25/203         |
| Gross Yards              | 2521           | 2715           |
| Att./Completions         | 351/219        | 363/233        |
| Completion Pct.          | 62.4           | 64.2           |
| Had Intercepted          | 8              | 6              |
| <b>PUNTS/AVERAGE</b>     | <b>35/46.0</b> | <b>46/45.6</b> |
| <b>NET PUNTING AVG.</b>  | <b>35/42.2</b> | <b>46/40.8</b> |
| <b>PENALTIES/YARDS</b>   | <b>60/513</b>  | <b>72/649</b>  |
| <b>FUMBLES/BALL LOST</b> | <b>10/6</b>    | <b>16/9</b>    |
| <b>TOUCHDOWNS</b>        | <b>29</b>      | <b>20</b>      |
| Rushing                  | 11             | 6              |
| Passing                  | 17             | 14             |
| Returns                  | 1              | 0              |

| * SCORE BY PERIODS | Q1        | Q2        | Q3        | Q4        | OT           | PTS          |          |            |
|--------------------|-----------|-----------|-----------|-----------|--------------|--------------|----------|------------|
| <b>TEAM</b>        | <b>52</b> | <b>70</b> | <b>53</b> | <b>86</b> | <b>0</b>     | <b>261</b>   |          |            |
| <b>OPPONENTS</b>   | <b>30</b> | <b>44</b> | <b>47</b> | <b>60</b> | <b>0</b>     | <b>181</b>   |          |            |
| * SCORING          | TD        | Ru        | Pa        | Rt        | K-PAT        | FG           | S        | PTS        |
| Tucker             | 0         | 0         | 0         | 0         | 26/26        | 19/22        | 0        | 83         |
| T. Smith           | 6         | 0         | 6         | 0         |              |              | 0        | 36         |
| Forsett            | 5         | 5         | 0         | 0         |              |              | 0        | 32         |
| S. Smith           | 4         | 0         | 4         | 0         |              |              | 0        | 24         |
| Taliaferro         | 4         | 4         | 0         | 0         |              |              | 0        | 24         |
| Daniels            | 3         | 0         | 3         | 0         |              |              | 0        | 18         |
| Pierce             | 2         | 2         | 0         | 0         |              |              | 0        | 12         |
| Aiken              | 1         | 0         | 1         | 0         |              |              | 0        | 6          |
| Campanaro          | 1         | 0         | 1         | 0         |              |              | 0        | 6          |
| Gillmore           | 1         | 0         | 1         | 0         |              |              | 0        | 6          |
| J. Jones           | 1         | 0         | 0         | 1         |              |              | 0        | 6          |
| Juszczyk           | 1         | 0         | 1         | 0         |              |              | 0        | 6          |
| Suggs              | 0         | 0         | 0         | 0         |              |              | 1        | 2          |
| <b>TEAM</b>        | <b>29</b> | <b>11</b> | <b>17</b> | <b>1</b>  | <b>26/26</b> | <b>19/22</b> | <b>1</b> | <b>261</b> |
| <b>OPPONENTS</b>   | <b>20</b> | <b>6</b>  | <b>14</b> | <b>0</b>  | <b>18/18</b> | <b>13/18</b> | <b>0</b> | <b>181</b> |

2-Pt Conv: Forsett, TEAM 1-3, OPPONENTS 2-2

SACKS: Dumervil 10.5, Suggs 5, McPhee 4, Ngata 2, Jernigan 1, D. Smith 1, Canty 0.5, Elam 0.5, Williams 0.5, TEAM 25, OPPONENTS 14

FUM/LOST: J. Jones 3/2, Flacco 2/0, Forsett 1/0, Gradkowski 1/1, Pierce 1/1, S. Smith 1/1, Taliaferro 1/1

| * PASSING        | Att        | Cmp        | Yds         | Cmp%        | Yds/Att     | TD        | TD%        | Int      | Int%       | Long       | Sack/Lost     | Rating      |
|------------------|------------|------------|-------------|-------------|-------------|-----------|------------|----------|------------|------------|---------------|-------------|
| Flacco           | 351        | 219        | 2521        | 62.4        | 7.18        | 17        | 4.8        | 8        | 2.3        | 80t        | 14/114        | 90.7        |
| <b>TEAM</b>      | <b>351</b> | <b>219</b> | <b>2521</b> | <b>62.4</b> | <b>7.18</b> | <b>17</b> | <b>4.8</b> | <b>8</b> | <b>2.3</b> | <b>80t</b> | <b>14/114</b> | <b>90.7</b> |
| <b>OPPONENTS</b> | <b>363</b> | <b>233</b> | <b>2715</b> | <b>64.2</b> | <b>7.48</b> | <b>14</b> | <b>3.9</b> | <b>6</b> | <b>1.7</b> | <b>77t</b> | <b>25/203</b> | <b>92.7</b> |

| * RUSHING        | No.        | Yds         | Avg        | Long      | TD        |
|------------------|------------|-------------|------------|-----------|-----------|
| Forsett          | 133        | 721         | 5.4        | 52        | 5         |
| Taliaferro       | 61         | 257         | 4.2        | 31        | 4         |
| Pierce           | 64         | 229         | 3.6        | 17        | 2         |
| Flacco           | 20         | 35          | 1.8        | 13        | 0         |
| J. Jones         | 1          | 2           | 2.0        | 2         | 0         |
| T. Taylor        | 4          | -3          | -0.8       | 0         | 0         |
| <b>TEAM</b>      | <b>283</b> | <b>1241</b> | <b>4.4</b> | <b>52</b> | <b>11</b> |
| <b>OPPONENTS</b> | <b>245</b> | <b>845</b>  | <b>3.4</b> | <b>26</b> | <b>6</b>  |

| * RECEIVING      | No.        | Yds         | Avg         | Long       | TD        |
|------------------|------------|-------------|-------------|------------|-----------|
| S. Smith         | 49         | 728         | 14.9        | 80t        | 4         |
| Daniels          | 35         | 348         | 9.9         | 30         | 3         |
| Forsett          | 31         | 202         | 6.5         | 26         | 0         |
| T. Smith         | 27         | 446         | 16.5        | 39t        | 6         |
| Pitta            | 16         | 125         | 7.8         | 24         | 0         |
| Juszczyk         | 13         | 154         | 11.8        | 33         | 1         |
| Aiken            | 13         | 138         | 10.6        | 22         | 1         |
| M. Brown         | 10         | 93          | 9.3         | 18         | 0         |
| Taliaferro       | 7          | 94          | 13.4        | 29         | 0         |
| Campanaro        | 6          | 85          | 14.2        | 19t        | 1         |
| Gillmore         | 6          | 53          | 8.8         | 13         | 1         |
| J. Jones         | 4          | 50          | 12.5        | 30         | 0         |
| Pierce           | 1          | 7           | 7.0         | 7          | 0         |
| Supernaw         | 1          | -2          | -2.0        | -2         | 0         |
| <b>TEAM</b>      | <b>219</b> | <b>2521</b> | <b>11.5</b> | <b>80t</b> | <b>17</b> |
| <b>OPPONENTS</b> | <b>233</b> | <b>2715</b> | <b>11.7</b> | <b>77t</b> | <b>14</b> |

| * INTERCEPTIONS  | No.      | Yds        | Avg         | Long      | TD       |
|------------------|----------|------------|-------------|-----------|----------|
| Mosley           | 2        | 23         | 11.5        | 18        | 0        |
| Ngata            | 2        | 16         | 8.0         | 13        | 0        |
| J. Smith         | 1        | 31         | 31.0        | 31        | 0        |
| Gorrer LG        | 1        | 15         | 15.0        | 15        | 0        |
| Gorrer TM        | 1        | 15         | 15.0        | 15        | 0        |
| <b>TEAM</b>      | <b>6</b> | <b>85</b>  | <b>14.2</b> | <b>31</b> | <b>0</b> |
| <b>OPPONENTS</b> | <b>8</b> | <b>115</b> | <b>14.4</b> | <b>30</b> | <b>0</b> |

| * PUNTING        | No.       | Yds         | Avg         | Net         | TB       | In        | Lg        | B        |
|------------------|-----------|-------------|-------------|-------------|----------|-----------|-----------|----------|
| Koch             | 35        | 1610        | 46.0        | 42.2        | 2        | 19        | 69        | 0        |
| <b>TEAM</b>      | <b>35</b> | <b>1610</b> | <b>46.0</b> | <b>42.2</b> | <b>2</b> | <b>19</b> | <b>69</b> | <b>0</b> |
| <b>OPPONENTS</b> | <b>46</b> | <b>2097</b> | <b>45.6</b> | <b>40.8</b> | <b>2</b> | <b>9</b>  | <b>58</b> | <b>0</b> |

| * PUNT RETURNS   | Ret       | FC        | Yds        | Avg        | Long      | TD       |
|------------------|-----------|-----------|------------|------------|-----------|----------|
| J. Jones         | 20        | 12        | 163        | 8.2        | 33        | 0        |
| Campanaro        | 2         | 1         | 17         | 8.5        | 9         | 0        |
| Webb             | 0         | 1         | 0          | ---        | ---       | 0        |
| <b>TEAM</b>      | <b>22</b> | <b>14</b> | <b>180</b> | <b>8.2</b> | <b>33</b> | <b>0</b> |
| <b>OPPONENTS</b> | <b>12</b> | <b>10</b> | <b>94</b>  | <b>7.8</b> | <b>45</b> | <b>0</b> |

| * KICKOFF RETURNS | No.       | Yds        | Avg         | Long        | TD       |
|-------------------|-----------|------------|-------------|-------------|----------|
| J. Jones          | 20        | 634        | 31.7        | 108t        | 1        |
| Juszczyk          | 1         | 16         | 16.0        | 16          | 0        |
| <b>TEAM</b>       | <b>21</b> | <b>650</b> | <b>31.0</b> | <b>108t</b> | <b>1</b> |
| <b>OPPONENTS</b>  | <b>16</b> | <b>382</b> | <b>23.9</b> | <b>34</b>   | <b>0</b> |

| * FIELD GOALS    | 1-19       | 20-29      | 30-39      | 40-49      | 50+        |
|------------------|------------|------------|------------|------------|------------|
| Tucker           | 0/0        | 5/5        | 7/7        | 4/4        | 3/6        |
| <b>TEAM</b>      | <b>0/0</b> | <b>5/5</b> | <b>7/7</b> | <b>4/4</b> | <b>3/6</b> |
| <b>OPPONENTS</b> | <b>0/0</b> | <b>3/3</b> | <b>6/7</b> | <b>4/6</b> | <b>0/2</b> |

**Tucker:** (55N, 38G) (30G, 23G, 22G, 20G) (38G, 21G, 32G)  
 (57N, 30G) (52G, 27G) (46G, 64B, 49G) (38G, 38G) (45G,  
 50G, 53G) (46G) ( )  
**OPP:** (49G, 22G, 28G, 46G, 38G, 45B) (25G, 43G) (50N, 36B)  
 (37G) (38G, 34G) (45N, 47G) (57N) (32G, 33G) ( ) ( )

# 2014 RAVENS DEFENSIVE STATS

from Press Box Stats

| Name              | Total      | Solo       | Assists    | Sacks     | Yds.       | INT      | Yds.      | PD        | FF        | FR       |
|-------------------|------------|------------|------------|-----------|------------|----------|-----------|-----------|-----------|----------|
| Mosley, C.J.      | 87         | 55         | 32         | 0         | 0          | 2        | 23        | 7         | 1         | 1        |
| Smith, Daryl      | 84         | 46         | 38         | 1         | 7          | 0        | 0         | 4         | 2         | 1        |
| Stewart, Darian   | 40         | 30         | 10         | 0         | 0          | 0        | 0         | 3         | 1         | 0        |
| Suggs, Terrell    | 32         | 16         | 16         | 5         | 36         | 0        | 0         | 0         | 0         | 0        |
| Upshaw, Courtney  | 32         | 18         | 14         | 0         | 0          | 0        | 0         | 1         | 0         | 0        |
| Williams, Brandon | 31         | 17         | 14         | 0.5       | 4.5        | 0        | 0         | 0         | 1         | 1        |
| Elam, Matt        | 30         | 15         | 15         | 0.5       | 3          | 0        | 0         | 3         | 1         | 0        |
| Ngata, Haloti     | 29         | 18         | 11         | 2         | 28         | 2        | 16        | 7         | 2         | 0        |
| Webb, Lardarius   | 29         | 22         | 7          | 0         | 0          | 0        | 0         | 6         | 0         | 0        |
| Smith, Jimmy      | 28         | 22         | 6          | 0         | 0          | 1        | 31        | 8         | 0         | 0        |
| Dumervil, Elvis   | 21         | 14         | 7          | 10.5      | 85.5       | 0        | 0         | 0         | 1         | 1        |
| Jackson, Asa      | 18         | 16         | 2          | 0         | 0          | 0        | 0         | 1         | 0         | 0        |
| Brooks, Terrence  | 18         | 15         | 3          | 0         | 0          | 0        | 0         | 2         | 0         | 1        |
| Tyson, DeAngelo   | 17         | 5          | 12         | 0         | 0          | 0        | 0         | 0         | 0         | 2        |
| Canty, Chris      | 15         | 5          | 10         | 0.5       | 3          | 0        | 0         | 2         | 0         | 0        |
| Franks, Dominique | 13         | 12         | 1          | 0         | 0          | 0        | 0         | 5         | 0         | 0        |
| Miles, Jeromy     | 13         | 7          | 6          | 0         | 0          | 0        | 0         | 0         | 0         | 0        |
| McPhee, Pernell   | 12         | 5          | 7          | 4         | 27         | 0        | 0         | 2         | 1         | 0        |
| Hill, Will        | 11         | 6          | 5          | 0         | 0          | 0        | 0         | 1         | 0         | 0        |
| Jernigan, Timmy   | 11         | 3          | 8          | 1         | 9          | 0        | 0         | 0         | 0         | 0        |
| Brown, Chykie     | 9          | 8          | 1          | 0         | 0          | 0        | 0         | 0         | 0         | 0        |
| Levine, Anthony   | 4          | 2          | 2          | 0         | 0          | 0        | 0         | 2         | 0         | 0        |
| McClellan, Albert | 4          | 1          | 3          | 0         | 0          | 0        | 0         | 0         | 0         | 0        |
| Bilukidi, Christo | 3          | 0          | 3          | 0         | 0          | 0        | 0         | 0         | 0         | 0        |
| Guy, Lawrence     | 3          | 0          | 3          | 0         | 0          | 0        | 0         | 0         | 0         | 1        |
| Trawick, Brynden  | 3          | 2          | 1          | 0         | 0          | 0        | 0         | 0         | 0         | 0        |
| Gorrer, Danny**   | 2          | 2          | 0          | 0         | 0          | 1        | 15        | 1         | 0         | 0        |
| <b>Totals</b>     | <b>599</b> | <b>362</b> | <b>237</b> | <b>25</b> | <b>203</b> | <b>6</b> | <b>85</b> | <b>55</b> | <b>10</b> | <b>8</b> |

\*\*Stats with Baltimore

# 2014 RAVENS SPECIAL TEAMS STATS

from Press Box Stats

| Name                | Total     | Solo      | Assists  | FF       | FR       | Blocked  |          |
|---------------------|-----------|-----------|----------|----------|----------|----------|----------|
|                     |           |           |          |          |          | Kicks    |          |
| McClellan, Albert   | 10        | 8         | 2        | 1        | 1        | 0        | 0        |
| Levine, Anthony     | 4         | 3         | 1        | 0        | 0        | 0        | 0        |
| Taliaferro, Lorenzo | 4         | 3         | 1        | 0        | 0        | 0        | 0        |
| Mosley, C.J.        | 3         | 2         | 1        | 0        | 0        | 0        | 0        |
| Trawick, Brynden    | 3         | 2         | 1        | 0        | 0        | 0        | 0        |
| Elam, Matt          | 2         | 2         | 0        | 0        | 0        | 0        | 0        |
| Hill, Will          | 2         | 2         | 0        | 0        | 0        | 0        | 0        |
| Miles, Jeromy       | 2         | 2         | 0        | 1        | 0        | 1        | 0        |
| Aiken, Kamar        | 1         | 0         | 1        | 0        | 0        | 0        | 0        |
| Jackson, Asa        | 1         | 0         | 1        | 0        | 0        | 1        | 0        |
| Juszczuk, Kyle      | 1         | 1         | 0        | 0        | 0        | 0        | 0        |
| Orr, Zach           | 1         | 1         | 0        | 0        | 0        | 0        | 0        |
| Urschel, John       | 1         | 1         | 0        | 0        | 0        | 0        | 0        |
| <b>Totals</b>       | <b>35</b> | <b>27</b> | <b>8</b> | <b>2</b> | <b>1</b> | <b>2</b> | <b>0</b> |

## 2014 SINGLE-GAME BESTS

- Tackles:** 14 by C.J. Mosley at Ind. (10/5)
- Sacks:** 2.5 by Elvis Dumervil vs. Ten. (11/9)
- Interceptions:** 1 by four different players
- Passes Defensed:** 3 by Lardarius Webb at Pit. (11/2) and Dominique Franks at Cin. (10/26)
- Forced Fumbles:** 1 by eight different players
- Fumble Recoveries:** 1 by seven different players
- Special Teams Tackles:** 4 by Albert McClellan at TB (10/12)



## BALTIMORE RAVENS 2014 REGULAR SEASON GAME BY GAME OFFENSIVE STATISTICS

| Game                  | 9/7 vs. Cin. | 9/11 vs. Pit. | 9/21 at Cle. | 9/28 vs. Car. | 10/5 at Ind. | 10/12 at TB | 10/19 vs. Atl. | 10/26 at Cin. | 11/2 at Pit. | 11/9 vs. Ten. | 11/24 at NO | 11/30 vs. SD | 12/7 at Mia. | 12/14 vs. Jax. | 12/21 at Hou. | 12/28 vs. Cle. |
|-----------------------|--------------|---------------|--------------|---------------|--------------|-------------|----------------|---------------|--------------|---------------|-------------|--------------|--------------|----------------|---------------|----------------|
| Points                | 16           | 26            | 23           | 38            | 13           | 48          | 29             | 24            | 23           | 21            |             |              |              |                |               |                |
| 1st Qtr               | 0            | 7             | 3            | 0             | 0            | 28          | 7              | 0             | 7            | 0             |             |              |              |                |               |                |
| 2nd Qtr               | 0            | 3             | 7            | 21            | 3            | 10          | 10             | 6             | 3            | 7             |             |              |              |                |               |                |
| 3rd Qtr               | 7            | 7             | 7            | 7             | 0            | 7           | 3              | 8             | 0            | 7             |             |              |              |                |               |                |
| 4th Qtr               | 9            | 9             | 6            | 10            | 10           | 3           | 9              | 10            | 13           | 7             |             |              |              |                |               |                |
| Overtime              | 0            | 0             | 0            | 0             | 0            | 0           | 0              | 0             | 0            | 0             |             |              |              |                |               |                |
| TDs (Ru-P-Ret)        | 1-1-0        | 0-2-0         | 1-1-0        | 2-3-0         | 1-0-0        | 1-5-0       | 1-2-0          | 2-0-0         | 0-2-0        | 2-1-0         |             |              |              |                |               |                |
| PATs (M/A)            | 1-1          | 2-2           | 2-2          | 5-5           | 1-1          | 6-6         | 3-3            | 1-1           | 2-2          | 3-3           |             |              |              |                |               |                |
| 2PT Convs (M/A)       | 0-1          | 0-0           | 0-0          | 0-0           | 0-0          | 0-0         | 0-0            | 1-1           | 0-1          | 0-0           |             |              |              |                |               |                |
| FGs (M/A)             | 1-2          | 4-4           | 3-3          | 1-2           | 2-2          | 2-3         | 2-2            | 3-3           | 1-1          | 0-0           |             |              |              |                |               |                |
| Safeties              | 0            | 0             | 0            | 0             | 0            | 0           | 0              | 0             | 0            | 0             |             |              |              |                |               |                |
| First Downs           | 26           | 25            | 23           | 25            | 15           | 23          | 23             | 18            | 22           | 18            |             |              |              |                |               |                |
| Rushing               | 8            | 9             | 12           | 7             | 4            | 9           | 8              | 8             | 2            | 8             |             |              |              |                |               |                |
| Passing               | 16           | 11            | 8            | 15            | 9            | 13          | 12             | 9             | 18           | 10            |             |              |              |                |               |                |
| Penalty               | 2            | 5             | 3            | 3             | 2            | 1           | 3              | 1             | 2            | 0             |             |              |              |                |               |                |
| 3rd Down Conv (M/A)   | 8-17         | 5-12          | 4-12         | 10-13         | 1-11         | 7-13        | 4-11           | 5-13          | 3-13         | 4-13          |             |              |              |                |               |                |
| 3rd Down Conv Pct     | 47.1%        | 41.7%         | 33.3%        | 76.9%         | 9.1%         | 53.8%       | 36.4%          | 38.5%         | 23.1%        | 30.8%         |             |              |              |                |               |                |
| 4th Down Conv (M/A)   | 1-2          | 1-1           | 0-1          | 0-0           | 1-3          | 0-0         | 1-1            | 1-3           | 2-2          | 1-1           |             |              |              |                |               |                |
| 4th Down Conv Pct     | 50.0%        | 100.0%        | 0.0%         | 0.0%          | 33.3%        | 0.0%        | 100.0%         | 33.3%         | 100.0%       | 100.0%        |             |              |              |                |               |                |
| Total Net Yards       | 423          | 323           | 377          | 454           | 287          | 475         | 371            | 294           | 332          | 312           |             |              |              |                |               |                |
| Total Off. Plays      | 85           | 65            | 64           | 61            | 57           | 64          | 62             | 61            | 67           | 62            |             |              |              |                |               |                |
| Avg. Gain Per Play    | 5.0          | 5.0           | 5.9          | 7.4           | 5.0          | 7.4         | 6.0            | 4.8           | 5.0          | 5.0           |             |              |              |                |               |                |
| Net Yards Rushing     | 94           | 157           | 160          | 127           | 90           | 169         | 123            | 107           | 63           | 151           |             |              |              |                |               |                |
| Total Rushing Plays   | 20           | 36            | 33           | 30            | 15           | 35          | 36             | 26            | 18           | 34            |             |              |              |                |               |                |
| Avg. Gain Per Rush    | 4.7          | 4.4           | 4.8          | 4.2           | 6.0          | 4.8         | 3.4            | 4.1           | 3.5          | 4.4           |             |              |              |                |               |                |
| Net Yards Passing     | 329          | 166           | 217          | 327           | 197          | 306         | 248            | 187           | 269          | 161           |             |              |              |                |               |                |
| Times Sacked          | 3            | 0             | 0            | 0             | 4            | 0           | 1              | 1             | 4            | 1             |             |              |              |                |               |                |
| Yards Lost on Sacks   | 16           | 0             | 0            | 0             | 38           | 0           | 10             | 8             | 34           | 8             |             |              |              |                |               |                |
| Gross Yards Passing   | 345          | 166           | 217          | 327           | 235          | 306         | 258            | 195           | 303          | 169           |             |              |              |                |               |                |
| Pass Attempts         | 62           | 29            | 31           | 31            | 38           | 29          | 25             | 34            | 45           | 27            |             |              |              |                |               |                |
| Pass Completions      | 35           | 21            | 19           | 22            | 22           | 21          | 16             | 17            | 30           | 16            |             |              |              |                |               |                |
| Completion Pct        | 56.5%        | 72.4%         | 61.3%        | 71.0%         | 57.9%        | 72.4%       | 64.0%          | 50.0%         | 66.7%        | 59.3%         |             |              |              |                |               |                |
| Avg. Gain Per Pass    | 5.1          | 5.7           | 7.0          | 10.5          | 4.7          | 10.6        | 9.5            | 5.3           | 5.5          | 5.8           |             |              |              |                |               |                |
| Interceptions         | 1            | 0             | 1            | 0             | 1            | 0           | 2              | 2             | 1            | 0             |             |              |              |                |               |                |
| Fumbles / Fum. Lost   | 2/1          | 0/0           | 0/0          | 0/0           | 2/2          | 1/1         | 1/1            | 1/0           | 1/1          | 1/0           |             |              |              |                |               |                |
| Penalties             | 3            | 4             | 5            | 4             | 5            | 8           | 9              | 7             | 10           | 5             |             |              |              |                |               |                |
| Penalty Yards         | 29           | 35            | 32           | 40            | 36           | 70          | 72             | 51            | 108          | 40            |             |              |              |                |               |                |
| Punts                 | 4            | 2             | 3            | 1             | 5            | 2           | 4              | 1             | 6            | 7             |             |              |              |                |               |                |
| Gross Punting Average | 42.3         | 55.0          | 50.7         | 39.0          | 48.4         | 59.5        | 39.3           | 50.0          | 42.5         | 45.3          |             |              |              |                |               |                |
| Touchbacks            | 0            | 0             | 1            | 0             | 0            | 1           | 0              | 0             | 0            | 0             |             |              |              |                |               |                |
| Inside20              | 2            | 0             | 1            | 1             | 3            | 1           | 2              | 0             | 5            | 4             |             |              |              |                |               |                |
| Punts Blocked         | 0            | 0             | 0            | 0             | 0            | 0           | 0              | 0             | 0            | 0             |             |              |              |                |               |                |
| Net Punting Average   | 31.0         | 48.5          | 44.0         | 39.0          | 47.0         | 46.0        | 37.8           | 44.0          | 42.5         | 43.9          |             |              |              |                |               |                |
| Punt Returns          | 2            | 2             | 0            | 1             | 1            | 2           | 5              | 2             | 3            | 4             |             |              |              |                |               |                |
| Punt Return Yards     | 2            | 47            | 0            | 18            | 0            | 15          | 25             | 17            | 32           | 24            |             |              |              |                |               |                |
| Punt Return Avg.      | 1.0          | 23.5          | 0.0          | 18.0          | 0.0          | 7.5         | 5.0            | 8.5           | 10.7         | 6.0           |             |              |              |                |               |                |
| Fair Catches          | 2            | 1             | 1            | 2             | 1            | 1           | 0              | 0             | 3            | 2             |             |              |              |                |               |                |
| Kickoff Returns       | 4            | 0             | 0            | 0             | 2            | 2           | 2              | 5             | 5            | 1             |             |              |              |                |               |                |
| Kickoff Return Yards  | 109          | 0             | 0            | 0             | 51           | 81          | 56             | 122           | 204          | 27            |             |              |              |                |               |                |
| Kickoff Return Avg.   | 27.3         | 0.0           | 0.0          | 0.0           | 25.5         | 40.5        | 28.0           | 24.4          | 40.8         | 27.0          |             |              |              |                |               |                |
| Time of Possession    | 29:30        | 35:08         | 30:55        | 30:24         | 21:17        | 32:14       | 33:13          | 29:16         | 28:34        | 30:47         |             |              |              |                |               |                |



## BALTIMORE RAVENS 2014 REGULAR SEASON GAME BY GAME DEFENSIVE STATISTICS

| Game                  | 9/7 vs. Cin. | 9/11 vs. Pit. | 9/21 at Cle. | 9/28 vs. Car. | 10/5 at Ind. | 10/12 at TB | 10/19 vs. Atl. | 10/26 at Cin. | 11/2 at Pit. | 11/9 vs. Ten. | 11/24 at NO | 11/30 vs. SD | 12/7 at Mia. | 12/14 vs. Jax. | 12/21 at Hou. | 12/28 vs. Cle. |
|-----------------------|--------------|---------------|--------------|---------------|--------------|-------------|----------------|---------------|--------------|---------------|-------------|--------------|--------------|----------------|---------------|----------------|
| Points                | 23           | 6             | 21           | 10            | 20           | 17          | 7              | 27            | 43           | 7             |             |              |              |                |               |                |
| 1st Qtr               | 6            | 0             | 7            | 0             | 3            | 0           | 0              | 7             | 0            | 7             |             |              |              |                |               |                |
| 2nd Qtr               | 9            | 3             | 0            | 7             | 3            | 0           | 0              | 0             | 22           | 0             |             |              |              |                |               |                |
| 3rd Qtr               | 0            | 3             | 14           | 3             | 7            | 10          | 0              | 10            | 0            | 0             |             |              |              |                |               |                |
| 4th Qtr               | 8            | 0             | 0            | 0             | 7            | 7           | 7              | 10            | 21           | 0             |             |              |              |                |               |                |
| Overtime              | 0            | 0             | 0            | 0             | 0            | 0           | 0              | 0             | 0            | 0             |             |              |              |                |               |                |
| TDs (Ru-P-Ret)        | 0-1-0        | 0-0-0         | 2-1-0        | 0-1-0         | 1-1-0        | 0-2-0       | 0-1-0          | 3-0-0         | 0-6-0        | 0-1-0         |             |              |              |                |               |                |
| PATs (M/A)            | 1-1          | 0-0           | 3-3          | 1-1           | 2-2          | 2-2         | 1-1            | 3-3           | 5-5          | 1-1           |             |              |              |                |               |                |
| 2PT Convs (M/A)       | 1-1          | 0-0           | 0-0          | 0-0           | 0-0          | 0-0         | 0-0            | 0-0           | 1-1          | 0-0           |             |              |              |                |               |                |
| FGs (M/A)             | 5-6          | 2-2           | 0-2          | 1-1           | 2-2          | 1-2         | 0-0            | 2-2           | 0-0          | 0-0           |             |              |              |                |               |                |
| Safeties              | 0            | 0             | 0            | 0             | 0            | 0           | 1              | 0             | 0            | 0             |             |              |              |                |               |                |
| First Downs           | 16           | 17            | 19           | 20            | 26           | 22          | 16             | 19            | 22           | 14            |             |              |              |                |               |                |
| Rushing               | 4            | 5             | 6            | 2             | 6            | 5           | 4              | 8             | 4            | 3             |             |              |              |                |               |                |
| Passing               | 11           | 11            | 11           | 16            | 19           | 14          | 11             | 10            | 13           | 11            |             |              |              |                |               |                |
| Penalty               | 1            | 1             | 2            | 2             | 1            | 3           | 1              | 1             | 5            | 0             |             |              |              |                |               |                |
| 3rd Down Conv (M/A)   | 4-14         | 6-12          | 5-11         | 10-15         | 7-15         | 2-12        | 4-15           | 8-14          | 6-14         | 4-12          |             |              |              |                |               |                |
| 3rd Down Conv Pct     | 28.6%        | 50.0%         | 45.5%        | 66.7%         | 46.7%        | 16.7%       | 26.7%          | 57.1%         | 42.9%        | 33.3%         |             |              |              |                |               |                |
| 4th Down Conv (M/A)   | 0-0          | 0-0           | 0-0          | 0-0           | 0-1          | 0-2         | 1-3            | 1-1           | 1-1          | 0-0           |             |              |              |                |               |                |
| 4th Down Conv Pct     | 0.0%         | 0.0%          | 0.0%         | 0.0%          | 0.0%         | 0.0%        | 33.3%          | 100.0%        | 100.0%       | 0.0%          |             |              |              |                |               |                |
| Total Net Yards       | 380          | 301           | 375          | 315           | 422          | 364         | 254            | 350           | 376          | 210           |             |              |              |                |               |                |
| Total Off. Plays      | 64           | 57            | 55           | 62            | 80           | 67          | 65             | 64            | 65           | 54            |             |              |              |                |               |                |
| Avg. Gain Per Play    | 5.9          | 5.3           | 6.8          | 5.1           | 5.3          | 5.4         | 3.9            | 5.5           | 5.8          | 3.9           |             |              |              |                |               |                |
| Net Yards Rushing     | 79           | 99            | 91           | 67            | 117          | 87          | 68             | 111           | 55           | 67            |             |              |              |                |               |                |
| Total Rushing Plays   | 26           | 18            | 29           | 26            | 30           | 18          | 16             | 34            | 25           | 22            |             |              |              |                |               |                |
| Avg. Gain Per Rush    | 3.0          | 5.5           | 3.1          | 2.6           | 3.9          | 4.8         | 4.3            | 3.3           | 2.2          | 3.0           |             |              |              |                |               |                |
| Net Yards Passing     | 301          | 202           | 284          | 248           | 305          | 277         | 186            | 239           | 321          | 143           |             |              |              |                |               |                |
| Times Sacked          | 0            | 2             | 1            | 2             | 1            | 5           | 5              | 2             | 3            | 5             |             |              |              |                |               |                |
| Yards Lost on Sacks   | 0            | 15            | 6            | 20            | 7            | 37          | 42             | 27            | 19           | 36            |             |              |              |                |               |                |
| Gross Yards Passing   | 301          | 217           | 290          | 268           | 312          | 314         | 228            | 266           | 340          | 179           |             |              |              |                |               |                |
| Pass Attempts         | 38           | 37            | 25           | 34            | 49           | 44          | 44             | 28            | 37           | 27            |             |              |              |                |               |                |
| Pass Completions      | 25           | 22            | 19           | 20            | 32           | 24          | 29             | 21            | 25           | 16            |             |              |              |                |               |                |
| Completion Pct        | 65.8%        | 59.5%         | 76.0%        | 58.8%         | 65.3%        | 54.5%       | 65.9%          | 75.0%         | 67.6%        | 59.3%         |             |              |              |                |               |                |
| Avg. Gain Per Pass    | 7.9          | 5.2           | 10.9         | 6.9           | 6.1          | 5.7         | 3.8            | 8.0           | 8.0          | 4.5           |             |              |              |                |               |                |
| Interceptions         | 0            | 1             | 0            | 0             | 2            | 1           | 0              | 1             | 0            | 1             |             |              |              |                |               |                |
| Fumbles / Fum. Lost   | 0-0          | 2/2           | 1/0          | 2/1           | 3/2          | 0/0         | 1/1            | 2/1           | 1/1          | 2/1           |             |              |              |                |               |                |
| Penalties             | 4            | 9             | 12           | 7             | 6            | 5           | 7              | 6             | 7            | 9             |             |              |              |                |               |                |
| Penalty Yards         | 45           | 75            | 94           | 59            | 83           | 43          | 76             | 40            | 67           | 67            |             |              |              |                |               |                |
| Punts                 | 4            | 4             | 4            | 4             | 3            | 5           | 5              | 3             | 6            | 8             |             |              |              |                |               |                |
| Gross Punting Average | 37.8         | 45.8          | 45.0         | 48.5          | 47.7         | 37.2        | 47.8           | 52.0          | 41.8         | 51.8          |             |              |              |                |               |                |
| Touchbacks            | 0            | 0             | 1            | 1             | 0            | 0           | 0              | 0             | 0            | 0             |             |              |              |                |               |                |
| Inside20              | 3            | 1             | 1            | 0             | 2            | 0           | 1              | 1             | 0            | 0             |             |              |              |                |               |                |
| Punts Blocked         | 0            | 0             | 0            | 0             | 0            | 0           | 0              | 0             | 0            | 0             |             |              |              |                |               |                |
| Net Punting Average   | 37.3         | 34.0          | 40.0         | 39.0          | 47.7         | 34.2        | 42.8           | 46.3          | 36.5         | 48.8          |             |              |              |                |               |                |
| Punt Returns          | 1            | 2             | 1            | 0.0           | 3            | 1           | 1              | 1             | 0            | 2             |             |              |              |                |               |                |
| Punt Return Yards     | 45           | 13            | 0            | 0             | 7            | 7           | 6              | 6             | 0            | 10            |             |              |              |                |               |                |
| Punt Return Avg.      | 45.0         | 6.5           | 0.0          | 0.0           | 2.3          | 7.0         | 6.0            | 6.0           | 0.0          | 5.0           |             |              |              |                |               |                |
| Fair Catches          | 3            | 0             | 0            | 0             | 2            | 0           | 0              | 0             | 4            | 1             |             |              |              |                |               |                |
| Kickoff Returns       | 0            | 1             | 1            | 1             | 1            | 3           | 3              | 3             | 1            | 2             |             |              |              |                |               |                |
| Kickoff Return Yards  | 0            | 11            | 31           | 23            | 25           | 72          | 55             | 93            | 29           | 43            |             |              |              |                |               |                |
| Kickoff Return Avg.   | 0.0          | 11.0          | 31.0         | 23.0          | 25.0         | 24.0        | 18.3           | 31.0          | 29.0         | 21.5          |             |              |              |                |               |                |
| Time of Possession    | 30:30        | 24:52         | 29:05        | 29:36         | 38:43        | 27:46       | 26:47          | 30:44         | 31:26        | 29:13         |             |              |              |                |               |                |