



BALTIMORE RAVENS PRESS RELEASE

UNDER ARMOUR PERFORMANCE CENTER | 1 WINNING DRIVE | OWINGS MILLS, MD 21117 | PH: 410-701-4000



NFL WEEK 7: RAVENS (5-1) AT TEXANS (5-1)



SUNDAY, OCT. 21, 2012 • 1 P.M. ET • RELIANT STADIUM (71,054)

JUST THE FACTS

• It will be a midseason showdown between the two AFC teams with the best records when the Baltimore Ravens play at the Houston Texans this Sunday, Oct. 21, at Reliant Stadium. Game time is 1 p.m. ET. The Ravens, winners of four in a row, including last Sunday's dramatic 31-29 victory over the visiting Cowboys, are 5-1. The Texans, also 5-1, lost, 42-24, at home to the Packers Sunday night.

• In last Sunday's triumph over Dallas at M&T Bank Stadium, the Ravens built a 24-13, third-quarter lead and held on to win when Cowboys K Dan Bailey missed a 51-yard FG with 2 seconds left in the contest. It was the Ravens' 14th-consecutive win at home – 15th including playoffs. **WR/RS Jacoby Jones**, a former Texan, tied an NFL record with a 108-yard KOR-TD, the longest in league history. Baltimore won despite allowing the Cowboys to hold the ball for 40:03 minutes and to rush for the most-ever yards against a Ravens' defense: 227 yards. **QB Joe Flacco**, who threw a 19-yard TD pass to **WR Torrey Smith**, completed 17 of 26 for 234 yards and a 106.9 rating.

• Baltimore defeated the Texans, 20-13, in the Divisional Round on 1/15/12. Injured **QB Matt Schaub** did not play in that game and was replaced by rookie **QB T.J. Yates**, who completed 17 of 35 for 184 yards. Baltimore took a 17-3 first-quarter lead and held on for the win.

• The Ravens currently lead the AFC North, which produced three playoff teams last season. The Bengals are second at 3-3, followed by the 2-3 Steelers and the 1-5 Browns.

• Baltimore will enjoy its bye week after the trip to Houston and then play at the Browns on Nov. 4. The Ravens' only home game in November comes on 11/11 against the Raiders.

MEDIA/PRACTICE SCHEDULE

Wed. Oct. 17. . . 11:30 a.m. Coach Harbaugh/Key Players at Podium
11:30 a.m. Open Locker Room
1 p.m. Practice/Media Viewing
Thurs. Oct. 18. . . 11:30 a.m. Three Coordinators/Open Locker Room
1 p.m. Practice/Media Viewing
Fri. Oct. 19. . . 10:45 a.m. Practice/Media Viewing
12:10 p.m. Coach Harbaugh/Open Locker Room

WEDNESDAY CONFERENCE CALLS

Ravens: RB Ray Rice at 11:30 a.m.; John Harbaugh at 11:45 a.m.
Texans: Gary Kubiak at 10:20 a.m.; DE J.J. Watt at 3:45-4:30 p.m.

GAME'S BROADCAST CREWS

Local Radio: WBAL Radio (1090 AM) / 98 Rock (97.9 FM)
- Gerry Sandusky (play-by-play)
- Stan White (analyst) - Qadry Ismail (analyst)
National Radio: Dial Global Sports
- Tom McCarthy (play-by-play) - Tony Boselli (analyst)
TV: CBS / WJZ (Ch. 13)
- Greg Gumbel (play-by-play) - Dan Dierdorf (analyst)
- Mark Wolff (producer) - Bob Fishman (director)

HARBS SAYS


"There's a lot to like about this team and the players on it. They're resilient, able to handle the difficulties that come with an NFL season. As a group, they work very hard each week and understand the importance of giving every game, practice and meeting their full attention. They are physically tough and tough-minded. They practice and play with speed and aggression, and they bounce back when they need to. It's a good group to be around. They have fun, but they have tremendous focus and attention to the detail that allows you to keep getting better. We feel fortunate to coach this group of men."

INJURY REPORT

LB Ray Lewis (torn triceps) and **CB Lardarius Webb** (torn ACL) will miss the remainder of the season after sustaining injuries last Sunday against Dallas. **CB Jimmy Smith** (leg) left the Cowboys game and did not return. **OLB Terrell Suggs** (Achilles), the 2011 NFL Defensive Player of the Year, and **WR/RS David Reed** (knee) are on the Physically Unable to Perform list. Each is allowed to return to practice this week and is eligible to be placed on the active roster. The following players are on Injured Reserve: **RB Damien Berry** (neck/shoulder), **LB Ricky Brown** (head), **S Emanuel Cook** (leg), **OLB Michael McAdoo** (Achilles), **DT Ryan McBean** (ankle) and **WR Tommy Streater** (foot).

NOTE THE QUOTE

NFL NETWORK'S MIKE MAYOCK ON JOE FLACCO



"We've spent time with Joe [Flacco], and I perceive a change in him. He's won since Day One with the Ravens, but he's more confident now. They're confident in him, too, and the improved offense reflects all of that. He can make every throw. He can bring his team from behind. The question becomes, 'Can they win a Super Bowl with Joe?' And the answer is an emphatic, 'Yes!'"

WHAT'S GOING ON?

RAVENS' BIG-PLAY OFFENSE

The Ravens have produced an NFL-high 34 plays of 20-or-more yards this season, including an NFL-best 30 passes of 20-or-more yards. Here is the "big-play" breakdown entering Week 7:

BIG-PLAY PRODUCTION: PLAYS OF 20+ YARDS (2012 Season)

Rk.	Team	20+ Plays	20+ TDs	20+ Passes	20+ Pass TDs	20+ Runs	20+ Run TDs
1.	Baltimore	34	4	30	4	4	0
2.	NY Giants	32	5	24	4	8	1
3.	Denver	28	5	26	5	2	0
4.	New England	27	4	22	4	5	0
	San Francisco	27	5	19	4	8	1
	Washington	27	5	21	3	6	2

2012 TEAM INFORMATION

SCHEDULE/RESULTS

Date	Opponent	Time/Result
Mon. Sept. 10	Cincinnati Bengals	W 44-13
Sun. Sept. 16	at Philadelphia Eagles	L 23-24
Sun. Sept. 23	New England Patriots	W 31-30
Thurs. Sept. 27	Cleveland Browns	W 23-16
Sun. Oct. 7	at Kansas City Chiefs	W 9-6
Sun. Oct. 14	Dallas Cowboys	W 31-29
Sun. Oct. 21	at Houston Texans	1:00 p.m.
Sun. Nov. 4	at Cleveland Browns	1:00 p.m.
Sun. Nov. 11	Oakland Raiders	1:00 p.m.
Sun. Nov. 18*	at Pittsburgh Steelers	8:20 p.m. (NBC)
Sun. Nov. 25*	at San Diego Chargers	4:05 p.m.
Sun. Dec. 2*	Pittsburgh Steelers	4:15 p.m.
Sun. Dec. 9*	at Washington Redskins	1:00 p.m.
Sun. Dec. 16*	Denver Broncos	1:00 p.m.
Sun. Dec. 23*	New York Giants	1:00 p.m.
Sun. Dec. 30*	at Cincinnati Bengals	1:00 p.m.

All Times Eastern *Flexible Scheduling

NOTE OF THE WEEK

Entering Week 7, **QB Joe Flacco** has thrown for the NFL's seventh-most yards (1,690). Flacco, who is on pace to produce a career-high 4,507 yards (which would shatter the franchise record of 4,177 by Vinny Testaverde in 1996), ranks third in the league with an 8.09 yards per attempt average and first in completions of 25+ yards.

PASSING YARDS (2012 Season)	PASS YARDS PER/ATT (2012 Season)	25+ YARD PASSES (2012 Season)
1. Tom Brady1,845	1. Cam Newton8.49	1. Joe Flacco 18
2. Peyton Manning .1,808	2. Robert Griffin III8.34	2. Peyton Manning 17
3. Eli Manning1,772	3. Joe Flacco 8.09	3. Drew Brees 15
4. Matt Ryan1,756	4. Andy Dalton8.03	Eli Manning 15
5. Andy Dalton1,726	5. Peyton Manning7.96	5. Tom Brady 14
6. Drew Brees1,720	6. Eli Manning7.88	Andy Dalton 14
7. Joe Flacco 1,690	7. Jay Cutler7.75	7. Andrew Luck 13

NOTE OF THE WEEK II

Sunday's game will feature two of the best wideouts the NFL has seen over the past 10 seasons. Texans **WR Andre Johnson** (third overall) and Ravens **WR Anquan Boldin** (54th overall) were both selected in the 2003 Draft. Since their rookie seasons, each player ranks in the Top 4 in NFL receptions and receiving yards. Additionally, both lead their respective teams in receiving yards this season.

NFL RECEPTIONS (Since 2003)

1. Reggie Wayne827
2. Tony Gonzalez795
3. **Anquan Boldin** 735
4. **Andre Johnson** 731
5. Larry Fitzgerald729

NFL RECEIVING YARDS (Since 2003)

1. Reggie Wayne11,240
2. Larry Fitzgerald10,045
3. **Andre Johnson** 10,014
4. **Anquan Boldin** 9,673
5. Steve Smith9,640

2012 Note: Entering Week 7, Boldin leads the Ravens in both catches (28) and receiving yards (429), while Johnson leads the Texans in receiving yards (358) and is second in catches (25).

SPOTLIGHT: BERNARD POLLARD



Pos: S **Ht:** 6-1 **Wt:** 225 **Exp. (NFL/Ravens):** 7/2
College: Purdue **Hometown:** Fort Wayne, IN

Name three words to describe this season: "‘Want to win.’ That’s the reason that I came here. You look at the characters here – you look at the guys, the coaches, everyone has a want to win. I respect that about this

organization, about my teammates, and that’s one of the attractive things about the Baltimore Ravens."

What is your favorite play that you’ve been involved in, either in high school, college or pro? "It was just making it to the AFC Championship game last year, that alone in that whole year, building up all the trials and tribulations that I went through with our team and my family. For me to be able to be in that game, that was the biggest game that I’ve ever played in. I’d never been in a championship game. For me to be there, it was a lot of fun. We lost, but that’s the great thing about football, and when you’re capable of playing another year, it’s great knowing we have another shot at it this year."

What is your favorite part about football? "I get to hit people. All of my frustration I go through during the week – what I don’t like at work, who I don’t like, the things that make me mad, stress in family life – I just take all that aggression and apply it on the field. But, I do it in a smart way – not just running out there being crazy. I play smart and channel it right. The stage we’re on as athletes is a great privilege. We are more than just football players, and we have to be good examples."

What’s the funniest thing you did as a child that your parents still talk about? "I actually had my own radio show. I would record myself; my mom still has the tapes. I’d take commercial breaks and would act like I was interviewing people. I would talk about all different things. It kind of set me up for my actual radio show now. It was funny back then – it’s still funny now – but it’s kind of weird to see my life going in that same direction."

How did you come up with the idea for the app for ‘Bourre’ that you helped create? "Just seeing people play it around the locker room. I wanted to take that chance to either fail or succeed, and just doing that alone is tough for so many people. So many people are so afraid of failure, or they are afraid of what others will say about them. I couldn’t care less what you say about me. I live life to the fullest, and I trust God with everything that is happening with me."

NUMBERS TO RAVE ABOUT

3

Consecutive games Ravens **CB Cary Williams** has posted an INT.

6-0

The Ravens’ all-time record vs. Houston (5-0 in regular season play and 1-0 in the playoffs). Head coach **John Harbaugh** is 4-0 against the Texans, including 2-0 in Houston.

6-1

Record the Ravens aim to reach this week, which would equal a franchise first. Baltimore has now opened the season at 5-1 twice in its history (2012 and the 2000 Super Bowl season).

108

Yards covered on an NFL-record-tying kickoff return TD by **WR/RS Jacoby Jones** in last Sunday’s win (tying Ellis Hobbs & Randall Cobb).

2012 AFC NORTH STANDINGS

Teams	W	L	T	Home	Road	Div.	Con.	PF	PA	Streak
Baltimore	5	1	0	4-0	1-1	2-0	4-0	161	118	Won 4
Cincinnati	3	3	0	1-1	2-2	1-2	2-3	149	163	Lost 2
Pittsburgh	2	3	0	2-0	0-3	0-0	1-3	116	115	Lost 1
Cleveland	1	5	0	1-2	0-3	1-2	1-3	134	163	Won 1

QUOTE THE RAVENS

BALTIMORE



FOOTBALL

“One of the things that you’ve seen with [Harbaugh] is the consistency every year, not the ups and downs. He’s a guy that puts the team first, puts his ego aside, and he’s a smart guy. His personality is such where he’s not going to get the publicity that some other coaches get, but the success that he’s had is outstanding.”

- Charley Casserly, longtime NFL GM and NFL Network Analyst

ESPN analyst Trent Dilfer on QB Joe Flacco:

“To get to the Brady status, the Brees status, the Rodgers status, it takes a lot of improvement, and Joe Flacco is a guy that’s doing it. He has ice water in his veins. He’s had some of the heroic end-of-the-game moments ... where he just doesn’t flinch. I think there are so many layers to quarterback play, and we can talk all night about what’s the most important. Maybe the most important is self-belief and having that no-flinch mentality so no matter what the stage is, you believe you are the best player on the field. Joe Flacco has that.”

ESPN.com’s Jamison Hensley on Baltimore’s resiliency:

“These Ravens are far from a perfect team. They aren’t a dominant team. No one on the Ravens would even suggest this. So, what are the Ravens? They’re winners, plain and simple. As New England loses at Seattle, Cincinnati falls at Cleveland, and Pittsburgh gets upset at Tennessee, the Ravens shouldn’t feel guilty in how they win by any means necessary. The Ravens are clearly the best team in the AFC North. If they win at Houston in Week 7, the Ravens will have earned the right to be called the best team in the AFC. There’s no style points in the NFL these days. With the unpredictability of this league, it’s about survival, and there’s no better team at doing that than the Ravens.”

C Matt Birk on the Ravens playing high-scoring, close games:

“We don’t try to predict how it’s going to go. Certainly, we’ve had some games come down to the wire, and we just find a way to win those games. Whatever it takes to win, that’s what good teams do. The great thing about this team is the veteran leadership. We understand the season is a journey, and we just have to keep going to work and keep trying to get better.”

Ravens GM Ozzie Newsome on S Bernard Pollard:

“Bernard showed last year that he is a Raven. He’s smart, tough and brings a passion to the games, our practices and in the weight room. His physical presence on the back end is very important to the way we play defense.”

BaltimoreRavens.com columnist John Eisenberg on S Ed Reed:

“Reed is one of the Ravens’ greatest stars ever, an iconic defensive playmaker almost surely headed to the Pro Football Hall of Fame. He has anchored the back of the defense for a decade, won games singlehandedly. His contributions to the franchise are greater than almost anyone’s.”

Cowboys DB Brandon Carr on WR Anquan Boldin:

“I mean that guy, he’s pretty strong. You see it on film – just his demeanor. He’s a nasty receiver, doesn’t mind mixing it up with the DB, beginning of the route, top of the route. Once he gets the ball, he’s a physical run-after-the-catch receiver. Whoever is on him will just have to buckle down and be prepared to fight a real dogfight with a real dog, D-A-W-G.”

RB Ray Rice on FB Vonta Leach:

“He’s a bruiser. He wants to do one thing – he wants to destroy linebackers, and that’s all he thinks about doing. He’s like my armed security guard. I feel like I can go anywhere with Vonta, even if it wasn’t playing football.”

NFL.com’s Bucky Brooks on RB Ray Rice’s versatility:

“Rice is just as productive as a playmaker in the passing game. He is capable of running the entire route tree from his backfield spot, and his quickness gives opponents problems in the open field. The Ravens capitalize on his skills by frequently getting him the ball quickly in space on an assortment of angle and circle routes from an offset position. Rice routinely runs away from defenders in tight coverage, and his ability to thrive as a safety valve in the passing game enables Joe Flacco to play at a high level when his top receivers are covered.”

Cam Cameron on C Matt Birk playing in his 200th-career game last Sunday and making his 102nd-straight start:

“I just remember when we lost Jason Brown [in the spring of 2009], and they were saying, ‘We have a chance of getting Matt Birk.’ I said, ‘You have to be kidding me. This is one of the great centers of all time.’ He’s one of these guys that you look at his age [36], but then you watch him play; I don’t think anyone is saying that you are going to take advantage of this guy. He plays young. He’s young-minded. We are very fortunate to have him. It’s one of those cases where it’s an honor to be around him and coach him. He sets the table for everything we do. I think he and Joe [Flacco] have tremendous chemistry. Joe can probably speak to Matt even better than I can. He’s a coach’s dream to have at center and leading your offense.”

Head coach John Harbaugh on his team overcoming adversity in last week’s victory vs. Dallas:

“Our guys stepped up in the face of some real adversity. We had some injuries, especially on the defensive side. We were in a physical fist fight from beginning to end. [Dallas] threw a lot of haymakers at us, and our guys stepped up at the end and found a way to win.”

NOTES / OPPONENT INFO

2012 NFL RANKINGS

OFFENSE

Category	--Ravens--		--Texans--	
	Stats	Rank	Stats	Rank
Total Offense	385.0	8	363.3	14
Rush Offense	112.3	14	134.2	6
Pass Offense	272.7	11	229.2	18t
Points Per Game	26.8	9	28.8	5
3rd-Down Off. %	37.3	20t	43.8	7
4th-Down Off. %	20.0	29	100.0	1t
Red Zone Off. (TD%)	57.9	10	56.5	11t

DEFENSE

Category	--Ravens--		--Texans--	
	Stats	Rank	Stats	Rank
Total Defense	396.7	26	300.8	6
Rush Defense	136.5	26	87.7	7
Pass Defense	260.2	22	213.2	7
Points Per Game	19.7	11	19.2	8
3rd-Down Def. %	39.8	18	27.6	2
4th-Down Def. %	71.4	20	42.9	12t
Red Zone Def. (TD%)	43.5	7t	50.0	14t

TEAM

Category	--Ravens--		--Texans--	
	Stats	Rank	Stats	Rank
Turnover Ratio	+7	5t	+5	7
Penalties	52	32	38	15t
Penalty Yards	439	30	290	10

SERIES HISTORY

- Regular Season: Ravens lead series, 5-0.
- Postseason Series: Ravens lead series, 1-0.

Date	Location	Result	Attendance
12/15/02	Houston	Ravens, 23-19	70,108
12/04/05	Baltimore	Ravens, 16-15	69,909
11/09/08	Houston	Ravens, 41-13	70,552
12/13/10	Houston	Ravens, 34-28 (OT)	71,413
10/16/11	Baltimore	Ravens, 29-14	71,154
01/15/12*	Baltimore	Ravens, 20-13	71,547

* Divisional Playoff

NUMBER TO RAVE ABOUT

6

Consecutive games vs. AFC foes that the Ravens have won, including 10 of their last 11.

2012 TALE OF THE TAPE

Category	Ravens	Texans
Record	5-1	5-1
Current Streak	Won 4	Lost 1
Points Scored	161	173
TDs Scored	18	20
Rushing TDs Scored	7	9
Passing TDs Scored	8	8
TDs on Returns	3	3
Points Against	118	115
TDs Allowed	11	14
Rushing TDs Allowed	7	0
Passing TDs Allowed	4	12
TDs Allowed by Return	0	2
Time of Possession Avg.	26:50	34:54
KOR Avg. For.	28.8	18.5
KOR Avg. Against	21.5	25.8
PR Avg. For	9.0	9.8
PR Avg. Against	9.1	11.3
Sacks	10	17
Sacks Allowed	14	6
Interceptions	7	7
Interceptions Thrown	4	5

TEXANS SNAPSHOT

Overview: At 5-1, the Texans currently own the AFC South lead and are tied atop the conference with Baltimore. After beginning the season 5-0, Houston dropped a home contest against Green Bay last Sunday, 42-24, on Sunday Night Football.

Gary Kubiak: Kubiak is in his 19th season as an NFL coach, including his seventh at the helm in Houston. In 2011, the Texans finished with a 10-6 record, earning the franchise's first AFC South division crown, playoff berth and playoff win (Wild Card vs. Cincinnati). Kubiak has a franchise-record 53 total wins since being named the second head coach in team history. Prior to joining the Texans, he spent 12 years as an assistant with the Broncos (1995-2005) and 49ers (1994).

Offense: Houston's unit ranks 14th (363.3 ypg), while the Texans' 28.8 points per contest are second in the AFC and fifth in the NFL. Pro Bowl **RB Arian Foster** is second in the NFL with 561 rushing yards and a league-high 7 ground scores. **TE Owen Daniels** has a team-best 26 receptions for 357 yards and 3 TDs, while **QB Matt Schaub** has completed 117 of 185 passes (63.2%) for 1,394 yards, 8 TDs and 4 INTs.

Defense: The Texans' unit ranks sixth (300.8 ypg), including the league's seventh-ranked pass defense (213.2 ypg) and run stop (87.7 ypg). Houston also stands first in the AFC, allowing 19.2 points per game. Second-year **DE J.J. Watt** owns a league-high 9.5 sacks, while **CB Kareem Jackson** boasts a team-best and career-high 3 INTs.

LAST WEEK: BAL. 31, DAL. 29

In a game that was not decided until Dallas K Dan Bailey missed a 51-yard FG attempt with 2 seconds left in the game, the Ravens stopped the visiting Cowboys, 31-29, at M&T Bank Stadium last Sunday. It was the Ravens' 14th-consecutive regular season victory at home. After building a 24-13, third-quarter lead on **WR Jacoby Jones'** NFL-record-tying 108-yard kickoff return, the Cowboys came back to within 1 point (24-23) on QB Tony Romo's 7-yard TD to WR Dez Bryant and Bailey's 34-yard FG. The Ravens responded with a 10-play, 73-yard TD drive that finished with **RB Ray Rice's** 1-yard score, giving Baltimore a 31-23 lead with 4:41 left in the game. Dallas then responded with its own long drive (18 plays, 80 yards) that ended with a Romo-to-Bryant 4-yard TD pass, which made the score 31-29 with 32 seconds left in the fourth quarter. The Cowboys' 2-point attempt failed, but Dallas recovered the ensuing onside kick at its own 46-yard line. A pass interference call on **CB Chykie Brown** put the Cowboys in position to try the 51-yarder. The Ravens took a 17-10, first-half lead on a 38-yard **K Justin Tucker** FG, a 1-yard Rice TD run and a 19-yard **QB Joe Flacco** TD dart to **WR Torrey Smith**. Flacco completed 17 of 26 passes for 234 yards and a 106.9 QB rating, while Romo was 25-of-36 for 261 yards and 2 TDs (97.1). Impressively, Dallas held the ball 40:03 of the game, rushing for 227 yards, the most ever against a Ravens' defense. RB DeMarco Murray rushed 14 times for 93 yards, and RB Felix Jones added 92 yards on 18 tries. Bryant caught 13 for 95 yards, while **WR Anquan Boldin** led the Ravens with 5 receptions for 98 yards.

NOTES / OPPONENT INFO

STANDOUTS VS. TEXANS

Regular Season Statlines

WR ANQUAN BOLDIN

G	Rec.	Yds	Avg.	LG	TDs	1st	25+
4	26	388	14.9	56	1	20	2

- Boldin averages 97.0 receiving yards per game against Houston.
- On 10/16/11 (Week 6) in the Ravens' win, Boldin caught 8 passes for 132 yards, earning 7 first downs.
- In last season's Divisional playoff win (1/15), Boldin had 4 catches for 73 yards and 1 TD.

QB JOE FLACCO

Record	Att.	Cmp.	Pct.	Yards	TD	INT	Rate
3-0	89	57	64.0	725	4	1	99.7

- Flacco was 20-of-33 for 305 yards in the Ravens' 29-14 win in Week 6 of 2011 (10/16). He also scored a 1-yard rushing TD.
- Flacco was 14-of-27 for 176 yards, 2 TDs and 0 INTs in the Ravens' Divisional playoff win last season (1/15).

LB RAY LEWIS

G	TT	Solo	AS	INT	TD	FF	FR	Sk-Yds	PD
3	30	16	14	2-43	0	0	0	1-7	2

- Lewis posted 12 tackles (8 solo) and 1 sack (-7 yards) in the Ravens' 29-14 win in Week 6 in 2011 (10/16).
- On 11/9/08 in the Ravens' win at Houston, Lewis intercepted 2 passes and finished with 9 tackles (6 solo).

DT HALOTI NGATA

G	TT	Solo	AS	INT	TD	FF	FR	Sk-Yds	PD
3	12	10	2	1-0	0	0	0	1-6	3

- Ngata had 8 total tackles (6 solo) and 1 sack (-6 yards) in the Ravens' 29-14 Week 6 win in 2011 (10/16).
- Ngata had 1 INT in the Ravens 11/9/08 win at Houston.

RB RAY RICE

G	Att.	Yds	Avg.	LG	TDs	1st	10+
3	49	172	3.5	27	0	4	4

- Rice rushed for 101 yards on 23 carries in the Ravens' 29-14 Week 6 win in 2011 (10/16).

LAST TIME VS. HOUSTON

RAVENS 20, TEXANS 13

Jan. 15, 2012 • Baltimore, MD • Divisional Playoff

The Ravens forced 4 Houston turnovers, jumped to a 17-3, first-quarter lead and won 20-13 at M&T Bank Stadium in a Divisional Round showdown. Baltimore turned two first-quarter Houston turnovers into TDs on its way to topping Houston. After the Texans took a 3-0 lead on a 40-yard K Neil Rackers field goal – set up by **S Danieal Manning's** game-opening 60-yard kickoff return – the Ravens scored 17-consecutive points. **CB Jimmy Smith's** fumble recovery of **WR Jacoby Jones' attempted** punt return gave the Ravens the ball at the Texans' 2-yard line. **QB Joe Flacco** then hit TE Kris Wilson with a 1-yard TD toss. After a 48-yard K Billy Cundiff FG, **CB Lardarius Webb** stole a QB T.J. Yates pass at the Houston 34. Flacco followed with a 10-yard TD to **WR Anquan Boldin** for the 17-3 lead. The Texans made it 17-13 at the half after scoring twice in the second quarter: Rackers' 33-yard FG and a 1-yard **RB Arian Foster** TD. Cundiff's 44-yard FG provided the final margin in the fourth quarter. A Texans' comeback was stopped with 1:51 left in the game on **S Ed Reed's** interception. Webb grabbed 2 INTs, as the Ravens held Yates to a 28.8 QB rating (17-of-35 for 184 yards with 3 INTs.) Flacco was 14-of-27 for 176 (97.1 rating). Foster was impressive, rushing 27 times for 132 yards, while Texans **WR Andre Johnson** caught 8 passes for 111 yards.

KEY CONNECTIONS

Pro Connections

- Ravens **WR Jacoby Jones** joined the team this offseason after spending the first five years of his career in Houston, where he was selected in the third round of the 2007 Draft. With the Texans, Jones totaled 127 receptions for 1,741 yards and 11 TDs, also adding 243 returns (punt and kick) for 3,310 yards and 4 TDs (3 PR and 1 KOR).
- Ravens **S Bernard Pollard** played two seasons (2009-10) with the Texans before joining the Ravens as a free agent in 2011. Pollard recorded 214 tackles (165 solo) and 4 INTs during his Texans tenure.
- Ravens **FB Vonta Leach** spent four seasons (2007-10) as a member of the Texans, totaling 65 receptions for 457 yards and 3 TDs. In addition, Leach led the way for Texans RB Arian Foster, who led the NFL in rushing yards (1,616) during the 2010 season.
- Texans **K Shayne Graham** played one game for the Ravens in 2011, converting 2 FGs and 2 PATs in the team's 20-14 win vs. Cleveland (12/24).

- Ravens assistant O-line coach **Todd Washington** played for the Texans from 2003-05, making a career-high 14 starts at LG in 2003.
- Ravens offensive coordinator **Cam Cameron** and Texans defensive coordinator **Wade Phillips** coached together in the same roles with the Chargers from 2004-06. After the '06 season, both earned head-coaching jobs – Cameron with Miami and Phillips with Dallas.
- Texans pro scout **Larry Wright** completed a scouting internship with the Ravens in the summer of 2000.

College Connections

- Ten Ravens/Texans players attended the University of Miami: Ravens **RB Damien Berry** - Injured Reserve (2007-10), **T Bryant McKinnie** (2000-01), **ILB Ray Lewis** (1993-95), **S Ed Reed** (1998-2001), **WR Tommy Streeter** - Injured Reserve (2008-11) and Texans **T Rashad Butler** - Injured Reserve (2002-05), **CB Brandon Harris** (2008-10), **WR Andre Johnson** (2003-05), **C Chris Myers** (2001-04) and **LB Darryl Sharpton** - PUP (2006-09).
- Four Ravens/Texans players played at the University of Alabama: Ravens **NT Terrence Cody** (2008-09) and **OLB Courtney Upshaw** (2008-11) and Texans **G Antoine Caldwell** (2005-08) and **DB Kareem Jackson** (2007-10).

- Ravens **LS Morgan Cox** (2005-09) and Texans **RB Arian Foster** (2005-08) played at Tennessee.

Hometown Connections

- Ravens **CB Chykie Brown** (Houston), senior advisor to player development **O.J. Brigance** (Houston), **OLB Sergio Kindle** (Dallas), **G/T Kelechi Osemele** (Houston), **K Justin Tucker** (Austin) and **G Bobbie Williams** (Jefferson) are Texas natives.
- Texans **RB Ben Tate** grew up in Salisbury, MD, and prepped at Snow Hill HS. He set several state records: most yards rushing in a season (2,886 as a junior) and in a career (5,920) and total offensive yards in a career (6,123).
- Texans **CB Roc Carmichael** grew up in Clinton, MD, and attended Gwynn Park (Brandywine, MD) HS, lettering three times as a DB and RB.
- Texans **OLB Delano Johnson** attended Dunbar (Baltimore) HS. He earned All-Metro first-team honors in basketball (2006) and second-team accolades in football (2005), helping lead the Poets to two Maryland Division 1A state championships (2004 and 2006).

RAVENS TEAM NOTES

2012 HONOR ROLL

QB JOE FLACCO

AFC Offensive Player of the Week (Week 1)

• Flacco completed 21 of 29 passes (72.4 percent) for 299 yards, 2 touchdowns and 0 interceptions posting a 128.4 rating in Week 1's 44-13 win over the Cincinnati Bengals on Monday Night Football.

• Flacco led a Ravens' offense that posted an AFC-best in total yards (430) and average yards per play (7.4) in Week 1. Flacco's 299 passing yards ranked second in the AFC in Week 1.

• This marked Flacco's second-career Offensive Player of the Week Award. He previously won the award in 2008 (Week 9).

FedEx Air NFL Player of the Week (Week 3)

• Flacco completed 28 of 39 passes for 382 yards and 3 touchdowns in the Ravens' 31-30 victory over New England. The 382 yards marked the third-highest output of his career and the fourth-best mark in team history.

• Flacco marched the Ravens on a 7-play, 70-yard drive to set up **K Justin Tucker's** 27-yard game-winning FG as time expired. It marked Flacco's 11th-career game-winning drive in the fourth quarter or overtime (12th including postseason).

WR TORREY SMITH

GMC Never Say Never Moment of the Week (Week 3)

• Smith played through the pain of losing his younger brother, Tevin Jones, less than 24 hours before game time, catching 6 passes for 127 yards and 2 TDs in the Ravens' 31-30 come-from-behind win over New England.

• Sunday morning started with the devastating news that his brother had died in a motorcycle accident. But Smith, despite permission to sit out Sunday night's game, wanted to play.

STARTING FAST

The Ravens have now started at 5-1 for just the second time in team history (2000 Super Bowl-winning season). Baltimore is the only NFL team to go 4-2 (or better) after its first six games in each of the past three seasons (2010-12).

RECORDS AFTER FIRST SIX GAMES SINCE 2010 (Season-By-Season & Total)

Rk.	Team	2010	2011	2012	Total
1.	Baltimore Ravens	4-2	4-2	5-1	13-5
	Atlanta Falcons	4-2	3-3	6-0	13-5
	New England Patriots	5-1	5-1	3-3	13-5

CONFERENCE STANDOUTS

The Ravens have won six-consecutive games against AFC foes (and 10 of their last 11). Under head coach **John Harbaugh**, Baltimore is 37-15 in conference play, tying New England for the AFC's best such mark since 2008.

BEST RECORDS IN CONFERENCE PLAY (Since 2008)

Rk.	Team	Record	Pct.
1.	Baltimore Ravens (AFC)	37-15	.712
	New England Patriots (AFC)	37-15	.712
3.	Green Bay Packers (NFC)	36-16	.692

2012 TOP RANKINGS

Player	Category	No.	AFC Rank	NFL Rank
Anquan Boldin	Receiving Yards	429	7	16
Anquan Boldin	Receptions	28	12t	26t
Joe Flacco	Yards Per Attempt	8.09	1	3
Joe Flacco	3rd Down Passer Rating	97.6	3	5
Joe Flacco	Passing Yards	1,690	4	7
Joe Flacco	Interceptions	4	6t	8t
Joe Flacco	QB Passer Rating	92.0	4	10
Joe Flacco	Passing Touchdowns	8	7t	11t
Joe Flacco	4th Qtr Passer Rating	92.2	4	12
Joe Flacco	Pass Completions	129	5t	12t
Jacoby Jones	Longest KOR	108t	1	1
Ray Rice	Scrimmage Yards	715	2	2
Ray Rice	Total First Downs	37	2	2
Ray Rice	Receptions by a RB	24	1	3
Ray Rice	Rushing Yards	482	4	7
Ray Rice	Leading Scorers (Non Ks)	30	3t	7t
Ray Rice	3rd Down Receptions	8	11t	25t
Justin Tucker	KO Touchbacks	22	3	4t
Justin Tucker	Longest FG	56 yards	1	5
Justin Tucker	Leading Scorers (Ks)	53	2t	6t
Cary Williams	Interceptions	3	1t	3t

DOMINANT VS. THE DIVISION

Since **John Harbaugh** started coaching the Ravens in 2008, Baltimore has produced a 19-7 record in AFC North play. That ranks as the NFL's third-best mark by a team vs. its division over the past four-plus seasons. Impressively, the Ravens have won 10-straight division games, ranking as the NFL's longest such active streak.

NFL'S BEST RECORDS VS. OWN DIVISION (Since 2008)

Rk.	Team	Record	Pct.
1.	Green Bay Packers	19-6	.760
	New England Patriots	19-6	.760
3.	Baltimore Ravens	19-7	.731

MOST CONSECUTIVE WINS VS. OWN DIVISION (Longest Active NFL Streaks)

Rk.	Team	Wins
1.	Baltimore Ravens	10
2.	Green Bay Packers	8
3.	Philadelphia Eagles	6

LONGEST DIVISIONAL WIN STREAKS SINCE DIVISION REALIGNMENT IN 2002

Team	Division Win Streak	Years
Indianapolis Colts	12	2004-06
Baltimore Ravens	10	2010-present
Seattle Seahawks	10	2004-06
Philadelphia Eagles	10	2003-04

RAVENS WINNING WAYS

2012 ESPN FRANCHISE RANKINGS

ESPN The Magazine's Ultimate Standings ranked the Baltimore Ravens as America's 11th-best U.S. professional sports franchise (and third-best NFL franchise). Using a four-part process to rank MLB, NBA, NFL and NHL franchises, ESPN conducted a fan survey that covered 25 topics, from "has players who act professionally on and off the field" to "makes it easy to buy tickets through the team website." Through *ESPN.com* and NetReflector (a Seattle opinion research company), fans of the four major leagues were then asked to rate their favorite clubs in each of these 25 areas. Receiving more than 56,000 responses, every franchise was rated on seven categories: title track, ownership, coaching, players, fan relations, affordability and stadium experience. Lastly, ESPN determined how efficiently teams convert dollars from fans into on-field performance, including postseason victories. These calculations were the basis for an eighth category: bang for the buck.

TOP U.S. SPORTS FRANCHISES (ESPN Franchise Rankings)

Rk. Franchise

- Oklahoma City Thunder
- Green Bay Packers
- San Antonio Spurs
- Indiana Pacers
- Memphis Grizzlies
- Phoenix Coyotes
- Tampa Bay Lightning
- New Orleans Saints
- Texas Rangers
- Arizona Diamondbacks
- Baltimore Ravens**
- Pittsburgh Steelers
- New Jersey Devils
- Nashville Predators
- Los Angeles Angels

TOP NFL FRANCHISES (ESPN Franchise Rankings)

Rk. Franchise

- Green Bay Packers
- New Orleans Saints
- Baltimore Ravens**
- Pittsburgh Steelers
- Houston Texans
- New England Patriots
- San Francisco 49ers
- Denver Broncos
- Carolina Panthers
- Atlanta Falcons
- Arizona Cardinals
- Seattle Seahawks
- New York Giants
- Detroit Lions
- Indianapolis Colts

JOHN HARBAUGH ERA (SINCE 2008)

PLAYOFF BERTHS

- Baltimore Ravens 4**
- Atlanta, Green Bay 3
Indianapolis, New England . . . 3
New Orleans, Philadelphia . . . 3
Pittsburgh 3

TOTAL WINS

- Baltimore Ravens 54**
- New England Patriots . . . 53
- Pittsburgh Steelers 52
- New Orleans Saints 50
- Atlanta/Green Bay 49

PLAYOFF WINS

- Baltimore Ravens 5**
Pittsburgh Steelers 5
- Arizona, Green Bay 4
New Orleans, NYG, NYJ . . . 4

PLAYOFF GAMES

- Baltimore Ravens 9**
- Pittsburgh Steelers 7
- Arizona, Green Bay 6
New Orleans, NY Jets 6

CONF. TITLE GAMES

- Baltimore Ravens 2**
New York Jets 2
Pittsburgh Steelers 2
- Indianapolis Colts 1
New England Patriots . . . 1

PLAYOFF ROAD WINS

- Baltimore Ravens 4**
New York Jets 4
- Green Bay Packers 3
- New York Giants 2
Philadelphia Eagles 2

REG. SEASON WIN %

- New England Patriots .729
- Baltimore Ravens700**
Atlanta Falcons700
- Pittsburgh Steelers681
- New Orleans Saints . . .667

REG. SEASON WINS

- New England Patriots . . 51
- Baltimore Ravens 49**
Atlanta Falcons 49
- Pittsburgh Steelers 47
- New Orleans Saints 46

WINNINGEST FRANCHISES SINCE 2000

WINNING SEASONS

- New England Patriots . . 11
- Indianapolis Colts 10
- Baltimore Ravens 9**
Green Bay, Philadelphia . . 9
Pittsburgh 9

PLAYOFF BERTHS

- Indianapolis Colts 10
- New England Patriots . . . 9
Philadelphia Eagles 9
- Baltimore Ravens 8**
Green Bay, Pittsburgh . . . 8

PLAYOFF GAMES

- New England Patriots . . 22
- Philadelphia Eagles . . . 19
- Indianapolis Colts 18
Pittsburgh Steelers 18
- Baltimore Ravens 17**

PLAYOFF WINS

- New England Patriots . . 16
- Pittsburgh Steelers 12
- Baltimore Ravens 10**
New York Giants 10
Philadelphia Eagles 10

REG. SEASON WIN %

- New England Patriots . . .717
- Pittsburgh Steelers . . .657
- Indianapolis Colts . . .655
- Philadelphia Eagles . . .629
- Green Bay Packers . . .621
- Baltimore Ravens . . .611**

REG. SEASON WINS

- New England Patriots . . 142
- Indianapolis Colts . . . 129
Pittsburgh Steelers . . . 129
- Philadelphia Eagles . . 124
- Green Bay Packers . . . 123
- Baltimore Ravens . . . 121**

SUPER BOWL WINS

- New England Patriots . . . 3
- New York Giants 2
Pittsburgh Steelers 2
- Baltimore Ravens 1**
Green Bay, Indianapolis . . 1
New Orleans, Tampa Bay . . 1

CONF. TITLE GAMES

- New England Patriots . . . 6
- Philadelphia Eagles 5
Pittsburgh Steelers 5
- Baltimore Ravens 3**
Indianapolis Colts 3
New York Giants 3

RAVENS RANK IN TOP 3

The Ravens own a .555 all-time regular season winning percentage, posting a 145-116-1 record since their 1996 inception. That mark stands third among pro football franchises since 1950, with only the Dallas Cowboys' .573 (450-335-6) and Miami Dolphins' .571 (403-303-4) marks ranking better.

COACH HARBAUGH NOTES

COACH HARBS



In his fifth year as head coach, **John Harbaugh** has led Baltimore to a playoff berth in each of his first four seasons (marking a franchise first with four-consecutive postseason berths). **"Harbs" is the only head coach in NFL history to win a playoff game in each of his first four seasons.** He has led the Ravens to 49 regular season wins during this span, tying for second in the NFL, and he has guided the Ravens to two AFC Championship games (2008 & 2011). Harbs owns a 5-4 playoff record.

HEAD COACH SNAPSHOT (Baltimore Ravens: 2008-12)

- Reg. Season Record49-21
- at Home31-5
- on Road18-16
- vs. AFC37-15
- vs. AFC North19-7
- vs. Texans (playoffs) . . 2-0 (1-0)
- vs. NFC12-6
- Playoffs Record5-4
- Home Playoff Games1-0
- Road Playoff Games4-4

In his 2008 rookie campaign, the Ravens advanced to the AFC Championship game after winning at Miami (27-9) and at top-seeded Tennessee, 13-10. Pittsburgh, the eventual Super Bowl champion, stopped the Ravens, 23-14, in the AFC title matchup. In 2009, Baltimore dominated at New England, 33-14, in the Wild Card game before dropping a 20-3 contest at Super

Bowl-bound Indianapolis in the Divisional Round. After earning a 12-4 mark in 2010, the Ravens topped Kansas City (30-7) in the Wild Card playoff, becoming the only team to win at least one playoff game in each of the last three seasons. The Ravens then dropped a 31-24 Divisional Round contest at Pittsburgh, which advanced to the Super Bowl.

During the Harbaugh Era (since 2008)...

- Baltimore is the only NFL team to advance to the playoffs each of the last four years and the only team to have won at least one playoff game in each of those postseasons.
- The Ravens own a 49-21 regular season record. Including playoffs (5-4), they are 54-25 in the Harbaugh Era, producing the NFL's most total wins since his Baltimore arrival.

NFL WINS / INCLUDING PLAYOFFS (Since Coach Harbaugh's Arrival in 2008)

Rk.	Team	Total Wins
1.	Baltimore Ravens	54
2.	New England Patriots	53
3.	Pittsburgh Steelers	52
4.	New Orleans Saints	50

NABBING FOUR STRAIGHT

In 2011, the Ravens clinched their fourth-consecutive postseason berth. In doing so, head coach **John Harbaugh** became just the fourth coach in NFL history (since 1970 merger) to guide his team to the playoffs in each of his first four seasons.

COACHES TO MAKE PLAYOFFS IN EACH OF FIRST FOUR SEASONS (Since 1970 Merger)

Coach (Team)	Seasons	Combined Reg. Season Record	Combined Playoff Rec.
John Harbaugh (Bal.)	2008-11	44-20	5-4
Bill Cowher (Pit.)	1992-95	43-21	3-4
John Robinson (LAR)	1983-86	40-24	2-4
Chuck Knox (LAR)	1973-76	44-11	3-4

TOPS AMONG ACTIVE COACHES

Among active head coaches with at least two full seasons of tenure, **John Harbaugh** ties (Mike Smith) for the NFL's best regular season winning percentage, going 49-21 (.700) in four-plus years.

ACTIVE HEAD COACH WINNING PERCENTAGE (Min. Two Full Seasons)

Rk.	Coach	Team	Years	Record	Pct.
1.	John Harbaugh	Baltimore	2008-12	49-21	.700
	Mike Smith	Atlanta	2008-12	49-21	.700
3.	Mike Tomlin	Pittsburgh	2007-12	57-28	.671
4.	Mike McCarthy	Green Bay	2006-12	66-36	.647
5.	Sean Payton	New Orleans	2006-11	62-34	.646

PLAYOFF MILESTONES

John Harbaugh is tied for the second-most playoff victories by a head coach in his first four seasons (since the 1970 merger).

MOST PLAYOFF WINS BY A HEAD COACH / FIRST FOUR SEASONS (Since 1970 Merger)

Coach (Team)	Playoff Wins	Seasons
Joe Gibbs (Was.)	6	1981-84
John Harbaugh (Bal.)	5	2008-11
Brian Billick (Bal.)	5	1999-2002
Tom Flores (Oak.)	5	1979-82
John Fox (Car.)	5	2002-05
Bill Parcells (NYG)	5	1983-86
George Seifert (SF)	5	1989-92
Barry Switzer (Dal.)	5	1994-97
Mike Tomlin (Pit.)	5	2007-10

COACHING RECORDS

John Harbaugh is the third head coach in Ravens history, producing a 49-21 record (5-4 playoffs) in four-plus seasons.

Coach	Seasons	Regular Season Record	Playoffs Record
John Harbaugh	2008-12	49-21	5-4
Brian Billick	1999-2007	80-64	5-3
Ted Marchibroda	1996-98	16-31-1	n/a

JOHN HARBAUGH SEASON-BY-SEASON

Year	Record	Playoffs (Final Result)
2012	5-1	n/a
2011	12-4	1-1 (lost in AFC Champ.)
2010	12-4	1-1 (lost in Divisional)
2009	9-7	1-1 (lost in Divisional)
2008	11-5	2-1 (lost in AFC Champ.)

HARBAUGH TIMELINE

Team	Position	Years
Baltimore Ravens	Head Coach	2008-12
Philadelphia Eagles	Secondary	2007
Philadelphia Eagles	Special Teams Coord.	1998-2006
Indiana University	DBs/Special Teams Coord.	1997
University of Cincinnati	Assistant Head Coach	1995-96
University of Cincinnati	TEs/OLBs/RBs/Rec. Coord.	1989-94
Morehead State	DBs/Special Teams Coord.	1988
University of Pittsburgh	Tight Ends	1987
Western Michigan	Graduate Assistant	1984-86

COORDINATORS NOTES

CAM'S ATTACK



Now in his fifth season as the Ravens' offensive coordinator, **Cam Cameron's** impact has been significant. In 2011, **QB Joe Flacco** produced his third-straight 3,500-yard/20-touchdown passing season, while RB Ray Rice led the NFL with 2,068 yards from scrimmage. In 2009, the Ravens were the NFL's ninth best in scoring (24.4 ppg), up from 24th in 2007, while setting team records for most total TDs (47) and most rushing TDs (22). In his first season in Baltimore (2008), Cameron built a creative offense that ranked fourth in the NFL in rushing (148.5 ypg), first in time of possession (33:10) and 11th in points per game (24.1 ppg).

Cameron brought his unique offensive mind to Baltimore after one year as the Miami Dolphins' head coach. His successful stints with the NFL's Chargers and Redskins and the NCAA's Indiana Hoosiers and Michigan Wolverines have been celebrated.

Under Cameron's guidance in four-plus seasons (2008-12)...

- The Ravens have rushed for 129.7 yards per game, fifth most in the NFL. Baltimore also has 75 rushing TDs, ranking fourth most.
- Baltimore has committed only 93 turnovers during this span, the NFL's fourth fewest. (Ravens set a team record with just 20 giveaways in 2010 and are +7 in 2012.)
- The Ravens' 23.9 points per game during this span rank ninth.

PRODUCTION UNDER CAM

The Ravens' "O" has been consistently effective since **Cam Cameron** took the reins in 2008. Over the past four full seasons, Baltimore has ranked in the top half of the NFL in scoring each year, while in 2009, the Ravens posted the second-most yards in team history.

RAVENS OFFENSIVE RANKINGS UNDER CAMERON

Year	YPG	Rk.	PPG	Rk.
2012	385.0	8	26.8	9
2011	338.7	15	23.6	12
2010	322.9	22	22.3	16
2009	351.2	13	24.4	9
2008	324.0	18	24.1	11

CAM QUICK HITS

- In each of the past three full seasons (2009-11), **QB Joe Flacco** and GB's Aaron Rodgers are the only NFL QBs to throw for at least 3,600 yards and 20 TDs while posting 12 INTs or less.
- Baltimore's "O" posted a franchise-record 553 yards in 2011's Week 3 win at STL (9/25). The Ravens' Top 5 all-time single-game outputs have come during the **John Harbaugh/Cam Cameron** Era.
- During his time as coordinator, Baltimore has posted at least 30 points on 25 different occasions (including 44 in 2012's Week 1 win over Cincy) and owns a 24-1 record in those games.
- Under Cameron, the Ravens have totaled at least 400 yards in a game 16 times, producing a 15-1 mark in those contests.
- The Ravens have piled up at least 375 total net yards 20 times since 2008, producing a 19-1 record in those games.
- The Ravens have rushed for at least 190 yards 11 times under Cameron, earning an 11-0 record. Baltimore is also 29-2 when rushing for at least 125 yards in a game.

PEES PROMOTED



Dean Pees, a nine-year NFL-coaching veteran, was promoted to defensive coordinator on Jan. 27 after guiding the Ravens' LBs for two seasons. He is the sixth "D" coordinator in franchise history. Pees, who was New England's "D" coordinator from 2006-09, now leads the Baltimore unit, which has finished as the NFL's third-best scoring defense four-consecutive years (16.6 ppg in 2011). The four-straight years tie an NFL record for consecutive seasons of being in the Top 3 for points allowed.

Pees leads a unit that during the John Harbaugh Era (2008-12)...

- Has allowed the NFL's second-fewest points (16.6) and the second-fewest net yards (301.3) per game during this span.

POINTS PER GAME ALLOWED (Since 2008)

1. Pittsburgh 16.2
2. Baltimore 16.6
3. San Francisco 19.0

TOTAL NET YARDS ALLOWED (Since 2008)

1. Pittsburgh 274.4
2. Baltimore 301.3
3. NY Jets 301.8

OPPONENT PASSER RATING (Since 2008)

1. Baltimore 70.4
2. Green Bay 73.2
3. NY Jets 73.7

INTERCEPTIONS (Since 2008)

1. Green Bay 115
2. Baltimore 89
- Chicago 89

TOUCHDOWNS ALLOWED (Since 2008)

1. Pittsburgh 116
2. Baltimore 117
3. San Francisco 136

RUSHING YARDS ALLOWED (Since 2008)

1. Pittsburgh 84.0
2. Minnesota 93.5
3. Baltimore 94.3

PASSING TDs ALLOWED (Since 2008)

1. Baltimore 71
2. Pittsburgh 73
3. NY Jets 76

INTERCEPTION TDs (Since 2008)

1. Green Bay 16
2. Baltimore 13
- Tampa Bay 13

BRINGING THE HEAT

The Ravens' 2011 No. 3-ranked defense posted the NFL's third-most sacks (48) last season. Baltimore also boasted an NFL-best 21 FFs and 111 passes defended in 2011.

SACKS (2011 Season)	PASSES DEFENSED (2011 Season)	FORCED FUMBLES (2011 Season)
1. Minnesota 50	1. Baltimore 111	1. Baltimore 21
Philadelphia 50	2. San Francisco 105	2. Minnesota 18
3. Bal./NYG 48	3. Green Bay 102	San Francisco 18

"D" COORD. BREAKDOWN

Four "D" coordinators in Ravens history have gone on to become NFL head coaches: Marvin Lewis (1996-2001), Mike Nolan (2002-04), Rex Ryan (2005-08) and Chuck Pagano (2011). Former Jaguars head coach Jack Del Rio was the Ravens' LBs coach from 1999-2001, while Atlanta's Mike Smith also coached on the "D" from 1999-2002.

RAVENS DEFENSIVE COORDINATOR BREAKDOWN

D Coord. (Years)	G	Avg. PPG	Net YPG	Rush YPG	Pass YPG
Dean Pees (2012)	6	19.7	396.7	136.5	260.2
Chuck Pagano (2011)	16	16.6	288.9	92.6	196.3
Greg Mattison (2009-10)	32	16.6	309.7	93.6	216.1
Rex Ryan (2005-08)	64	17.6	277.8	84.0	193.8
Mike Nolan (2002-04)	48	18.8	302.0	103.7	198.3
Marvin Lewis (1996-2001)	96	19.0	304.0	93.0	211.0

OZZIE NEWSOME / PERSONNEL NOTES

WIZARD OF OZ



Ozzie Newsome's legacy is unlike any the game has seen. Known throughout all of sports as a premier leader, Newsome is a Hall of Fame player, the architect of Baltimore's Super Bowl XXXV championship team and an elite personnel evaluator who became the NFL's first African American general manager.

"Ozzie's credibility is what stands out the most," head coach John Harbaugh states. "And it's not just about what he has accomplished. To me, it's his commitment and focus while striving to do more."

OZZIE NEWSOME CAREER SNAPSHOT

- NFL's first African American General Manager (promoted in 2002)
- Architect of Ravens 2000 Super Bowl XXXV Championship Team
- NFL Executive of the Year (2000)
- Pro Football Hall of Fame (class of 1999)
- State of Alabama Hall of Fame (class of 1995)
- National Football Foundation College Hall of Fame and NCAA Hall of Fame (class of 1994)
- 13-Year NFL Tight End with Cleveland Browns (1978-90)
- Three-Time Pro Bowler (1981, 1984-85)
- Four-Time Cleveland Touchdown Club Offensive Player of the Year
- Current Member of Three Major NFL Policy-Making Committees: Competition, Diversity and Player Care Foundation Committees

FIRST-ROUND FINDS

Since moving to Baltimore in 1996, the Ravens, led by GM **Ozzie Newsome**, have had 17 drafts and selected 17 players in the first round. These picks have earned an amazing 51 combined Pro Bowls and several All-Rookie honors:

RAVENS FIRST-ROUND DRAFT PICKS

Year	Name	Pick	Pro Bowls
1996	T Jonathan Ogden*	4	11
1996	LB Ray Lewis*++	26	13
1997	LB Peter Boulware*	4	4
1998	CB Duane Starks*	10	
1999	CB Chris McAlister*	10	3
2000	RB Jamal Lewis*	5	1
2000	WR Travis Taylor	10	
2001	TE Todd Heap*	31	2
2002	S Ed Reed*+	24	8
2003	OLB Terrell Suggs*+	10	5
2003	QB Kyle Boller	19	
2005	WR Mark Clayton*	22	
2006	DT Haloti Ngata*	12	3
2007	G Ben Grubbs*	29	1
2008	QB Joe Flacco^	18	
2009	T Michael Oher*	23	
2011	CB Jimmy Smith	27	

* All-Rookie Team performer ^ Diet Pepsi Rookie of the Year (NFL.com Fan Vote)
+ NFL Defensive Player of the Year Awards

Top 10 Quick Hit:

- Of the seven players chosen in the Top 10 by Baltimore, five have earned Pro Bowl status. Two of those players – Peter Boulware and Terrell Suggs – also earned Defensive Rookie of the Year honors.

Late-Round Success Quick Hit:

- The Ravens have found gems late in the first round, including LB Ray Lewis (26th), TE Todd Heap (31st), S Ed Reed (24th), G Ben Grubbs (29th) and T Michael Oher (23rd).

NEWSOME'S NFL TREE

GM **Ozzie Newsome** also fosters a working environment that breeds standout coaches. By bringing in individuals who embrace the "Raven way," Newsome aims to create a synergy that manufactures success among scouts, coaches and players. As a result, Baltimore has had many assistants move on to become head coaches on the collegiate and NFL levels.

CURRENT HEAD COACHES ROOTED IN RAVENS ORGANIZATION

Head Coach (Team)	Last Position Held w/ Ravens (Years)
Kirk Ferentz (Iowa)	Asst. Head Coach/Offense (1996-98)
Marvin Lewis (Bengals)	Def. Coordinator (1996-2001)
Chuck Pagano (Colts)	Def. Coordinator (2008-11)
Rex Ryan (Jets)	Asst. Head Coach/Def. Coord. (1999-2008)
Jim Schwartz (Lions)	Quality Control/Defense (1996-98)
David Shaw (Stanford)	Wide Receivers (2002-05)
Mike Smith (Falcons)	Linebackers (1999-2002)
Ken Whisenhunt (Cardinals)	Tight Ends (1997-98)

Coaches Quick Hit:

- Other former Ravens assistants who became head coaches include Jack Del Rio (Jacksonville), Pat Hill (Fresno State), Hue Jackson (Oakland), Eric Mangini (NY Jets and Cleveland), Mike Nolan and Mike Singletary (San Francisco) and Rick Neuheisel (UCLA).

HOMEGROWN

The Ravens have had 29 different players earn Pro Bowl honors since the team's inception in 1996. Of those, 16 are homegrown players – 15 drafted and one signed as a rookie free agent:

RAVENS HOMEGROWN PRO BOWLERS

Year Drafted (Rd.)	Name	Pro Bowls
1996 (1st)	LB Ray Lewis	13
1996 (1st)	T Jonathan Ogden	11
2002 (1st)	S Ed Reed	8
2003 (1st)	OLB Terrell Suggs	5
1997 (1st)	OLB Peter Boulware	4
1999 (1st)	CB Chris McAlister	3
2006 (1st)	DT Haloti Ngata	3
2001 (1st)	TE Todd Heap	2
1996 (5th)	WR/RS Jermaine Lewis	2
2007 (4th)	FB Le'Ron McClain	2
2008 (2nd)	RB Ray Rice	2
2000 (6th)	OLB Adalius Thomas	2
2007 (1st)	G Ben Grubbs	1
2000 (1st)	RB Jamal Lewis	1
2002 (RFA)	LB Bart Scott #	1
2007 (3rd)	G Marshal Yanda	1

Undrafted rookie free agent

Bold indicates 2011 Pro Bowler

PRO BOWLERS DRAFTED



NFL Highs Since Ravens' Inception in 1996

Rk.	Team	Players
1.	New England Patriots	17
2.	Green Bay Packers	16
3.	Baltimore Ravens	15
	Pittsburgh Steelers	15
5.	Chicago Bears	14
	Philadelphia Eagles	14

PERSONNEL / TEAM NOTES

2011 PRO BOWL HIGHS

The Ravens had eight players named to the Pro Bowl for their performances during the 2011 season, tying for second most in the NFL and most in the AFC (New England).

MOST PRO BOWL HONOREES (2011 Season)

Rk.	Team	Pro Bowlers
1.	San Francisco	9
2.	Baltimore	8
	New England	8
4.	Green Bay	7
5.	Chicago	6
	Denver	6
	Pittsburgh	6

12 PRO BOWLERS

The Ravens have 12 Pro Bowlers on their 2012 roster, including eight who were awarded All-Star honors in 2011: **LB Ray Lewis** (13th), **S Ed Reed** (eighth), **OLB Terrell Suggs** (fifth), **DT Haloti Ngata** (third), **FB Vonta Leach** (second), **RB Ray Rice** (second), **ST Corey Graham** (first - Chi.) and **G Marshal Yanda** (first).

PRO BOWLERS ON 2012 ROSTER (12)

ST Brendon Ayanbadejo (3)	S Ed Reed (8)
C Matt Birk (6)	RB Ray Rice (2)
WR Anquan Boldin (3)	LB Terrell Suggs (5)
ST Corey Graham (1)*	G Marshal Yanda (1)
FB Vonta Leach (2)	
LB Ray Lewis (13)	
T Bryant McKinnie (1)	Bold: 2011 Pro Bowler
DT Haloti Ngata (3)	* With Chicago in 2011

NFL'S TOP 100

It can be argued that the 100 best NFL players, as voted by the players in 2011, doesn't really represent the best. Maybe coaches or scouts have a different list. Certainly, there are reporters who compiled rankings of their own. Still, it's special for the Ravens to post seven players overall (tied with Phi. and SF for the NFL's most) – including five standouts in the Top 25.

THE NFL'S TOP 100 PLAYERS OF 2012 (NFL Players' Poll / NFL Network)

NFL Rank	Player	Position Ranking
9	DT Haloti Ngata	No. 1 defensive tackle
11	OLB Terrell Suggs	No. 2 linebacker
16	S Ed Reed	No. 1 safety
20	LB Ray Lewis	No. 3 linebacker
22	RB Ray Rice	No. 4 running back
45	FB Vonta Leach	No. 1 fullback
74	QB Joe Flacco	No. 11 quarterback

NOTE THE NEWSOME QUOTE

"Three guarantees in life: Death, taxes and the Ravens ruling the draft. General manager Ozzie Newsome, [assistant general manager] Eric DeCosta and a great scouting department comprise a front office that always seems to be three steps ahead."

- FoxSports.com's Adam Schein, 2010

WINNING WAYS

The Ravens are the only NFL team to win a playoff game in each of the past four full seasons – and the only NFL club to earn a postseason berth in each of those years (2008-11).



MOST NFL PLAYOFF BERTHS / PAST FOUR SEASONS

Berths	Team
4	Baltimore Ravens
3	Atlanta, Green Bay, Indianapolis, New England, New Orleans, Philadelphia, Pittsburgh

• The Ravens' five playoff wins over the past four seasons tie Pittsburgh for most in the NFL. Four of the Ravens' victories have come on the road, tying the Jets for the NFL's most.

• All four of the Ravens' playoff losses over the past four seasons have come at the hands of the team that represented the AFC in the Super Bowl. One of those teams (2010 Steelers) captured the Super Bowl Championship.

• The Ravens have played an NFL-high 12 road playoff games since 2000. Baltimore's seven postseason road wins during this span are the most in the league.

20/20 CLUB

The Ravens' "20/20 Club" includes members of the team's personnel staff who started with the Ravens as young assistants and grew into evaluators with more input. The term "20/20" refers to hiring 20-year-olds for \$20,000. According to **Ozzie Newsome**: "The guys actually started when they were a little older than 20 and for more than \$20,000, but that's what we call them."

RAVENS "20/20 CLUB" GRADUATES (Current Personnel Staff)

Name	Joined Ravens	Current Title
George Kokinis (Cle.)	1991	Senior Personnel Asst.
Eric DeCosta	1996	Assistant General Manager
Joe Hortiz	1998	Director of College Scouting
Chad Alexander	1999	Asst. Dir. of Pro Personnel
Joe Douglas	2000	National Scout
Mark Azevedo	2005	Area Scout Southeast
David Blackburn	2007	Area Scout

ROOKIE FREE AGENT GEMS

The Ravens have a history of unearthing rookie free agent gems. On the current 53-man roster, Baltimore has 12 players who entered the NFL as rookie free agents. Of those 12, nine were originally signed by the Ravens (listed below):

ORIGINAL RAVENS ROOKIE FREE AGENT SIGNINGS (On 2012 Active Roster)

2002: NT Ma'ake Kemoeatu*	2011: DT Bryan Hall
2008: LB Jameel McClain*	2011: WR LaQuan Williams
2009: LB Dannelle Ellerbe	2012: WR/RS Deonte Thompson
2010: LS Morgan Cox*	2012: K Justin Tucker*
2010: LB Albert McClellan*	* 2012 first-teamer/starter

MILESTONES / TURNOVERS

BALTIMORE'S IRONMEN

P Sam Koch currently owns the Ravens' active consecutive games played streak, seeing play in 102-straight contests, also having never missed a game in his career:

RAVENS CONSECUTIVE GAMES PLAYED / CURRENT STREAKS

Rk.	Player	Games
1.	Sam Koch	102
2.	Joe Flacco	70
	Jameel McClain	70

RAVENS CONSECUTIVE GAMES PLAYED / ALL-TIME STREAKS

Rk.	Player	Games	Years
1.	Jarret Johnson	129	2003-11
2.	Peter Boulware	111	1997-2003
3.	Matt Stover	110	2002-08
4.	Terrell Suggs	105	2003-09
5.	Sam Koch	102	2006-present

BIRK HITS 200

In Sunday's victory over Dallas (10/14), **C Matt Birk** played in his 200th-career game. Birk has started 179 games in his career, including 102 consecutive. His 102-straight starts are the NFL's longest such active streak among centers.

MILESTONES IN REACH

WR ANQUAN BOLDIN

• Boldin (735) is 15 catches shy of reaching 750 for his career. He also needs 327 receiving yards to reach the 10,000 milestone.

QB JOE FLACCO

• Flacco (88) is 2 TD passes shy of 90 in his career. Flacco (15,506 passing yards), needs 494 to reach the 16,000 miletone.

LB RAY LEWIS

• Lewis needs 28 more INT return yards to pass Derrick Brooks (530) for the most all-time INT return yards by a LB. Lewis has 503 return yards on 31 INTs.

S ED REED

• Reed (59) needs 4 INTs to move past Dave Brown and Dick LeBeau for eighth most all time. Reed's 1,506 INT return yards already stand as an NFL record, which he set in Week 1 vs. Cincy. (Reed has 2 thefts for 43 return yards this season.)

• Reed is tied with Everson Walls (3) for the most seasons leading the league in INTs and can become the first player in NFL history to lead the league in INTs four times.

RB RAY RICE

• Rice is 1 catch shy of 275 for his career and 32 receiving yards short of the 2,500 mark. Also, with 141 rushing yards, he'll eclipse the 5,000-yard rushing milestone.

• With 2 more total TDs, Rice (34) will move past Willis McGahee (35) into third on the Ravens' all-time TDs list.

• Rice (29) needs 2 rushing TDs to tie Willis McGahee (31) for second on the franchise's all-time list (Jamal Lewis - 45).

LITTLE GIVE, PLENTY TAKE

Since head coach **John Harbaugh** took over the Ravens in 2008, Baltimore has compiled a +39 turnover margin, ranking as the NFL's third-best mark. (The Ravens are +7 in 2012.)

NFL'S TOP TURNOVER MARGIN (Since 2008)

Rk.	Team	Turnover Diff.	Take-Aways	Give-Aways
1.	Green Bay	+67	146	79
2.	New England	+62	138	76
3.	Baltimore	+39	132	93

MOST TAKE-AWAYS (Since 2008)

1.	Green Bay	146
2.	Chicago	143
3.	New England	138
4.	NYJ/Phi	133
6.	Baltimore	132

FEWEST GIVE-AWAYS (Since 2008)

1.	New England	76
2.	Green Bay	79
3.	Atlanta	91
4.	Baltimore	93
5.	Pit./SF	100

TURNOVER TABLE SINCE 2000

Year	TA/TO	Plus/Minus	Record
2012	13/6	+7	5-1
2011	25/23	+2	12-4
2010	27/20	+7	12-4
2009	32/22	+10	9-7
2008	34/21	+13	11-5
2007	23/40	-17	5-11
2006	40/23	+17	13-3
2005	26/36	-10	6-10
2004	34/23	+11	9-7
2003	41/38	+3	10-6
2002	31/32	-1	7-9
2001	28/36	-8	10-6
2000	49/26	+23	12-4
Total	403/342	+61	121-77

Since 2000, here are the Ravens' records in a game:

When turnover ratio is +2 or better	59-2
When turnover ratio is +1 or better	85-5
When turnover ratio is even	18-16
When turnover ratio is negative	17-56

59-2

Since 2000, the Ravens own a 58-2 record when posting at least a +2 turnover margin in a game, with the only losses coming in 2010 in a 23-20 OT thriller at New England (10/17) and in Week 2 this season in a 24-23 dramatic game at Philadelphia (9/16).

2012 TURNOVER DIFFERENTIAL

The Ravens' +7 turnover differential ties for the NFL's fifth-best mark entering Week 7. Baltimore has surrendered just 6 give-aways this season (tied for the NFL's third fewest).

TURNOVER DIFFERENTIAL (2012 Season)

Rk.	Team	Take-Aways	Give-Aways	Turnover Diff.
1.	Atlanta	17	7	+10
	New England	16	6	+10
3.	Chicago	17	8	+9
	Washington	14	5	+9
5.	Baltimore	13	6	+7
	NY Giants	14	7	+7

RAVENS DEFENSIVE NOTES

OVER A DECADE OF DOMINANCE

Dating back to their 2000 Super Bowl-winning season, the Ravens' stout "D" ranks in the Top 3 in most significant categories.

TOTAL DEFENSE
(Yards Allowed Since 2000)

1. Pittsburgh 279.9
2. **Baltimore 290.9**
3. Tampa Bay 309.6

TAKE-AWAYS
(Most Since 2000)

1. **Baltimore 404**
2. Chicago 388
3. Green Bay 387

3RD-DOWN CONV. PCT.
(Pct. Since 2000)

1. Philadelphia 34.2
2. **Baltimore 34.5**
3. Chicago 34.9

INTERCEPTIONS
(Most Since 2000)

1. Green Bay 261
2. **Baltimore 254**
3. Tampa Bay 246

POINTS PER GAME
(Fewest Allowed Since 2000)

1. Pittsburgh 17.0
2. **Baltimore 17.1**
3. New England 18.6

RUSHING YARDS/GAME
(Fewest Allowed Since 2000)

1. Pittsburgh 88.0
2. **Baltimore 91.9**
3. Minnesota 102.0

OPPONENT QB RATING
(Lowest Since 2000)

1. **Baltimore 71.0**
2. Pittsburgh 74.5
3. Tampa Bay 75.1

INTERCEPTION TDs
(Most Since 2000)

1. Green Bay 34
2. **Baltimore 33**
3. Chicago/Tampa Bay . . . 31

NFL-RECORD RUN "D"

The Ravens have held opponents to under 4.0 yards per rush in each year of their existence (an amazing 16-straight seasons), ranking as the longest streak in NFL history.

MOST CONSECUTIVE SEASONS ALLOWING LESS THAN 4 YARDS PER RUSH

Team	Seasons	Years
Baltimore Ravens	16	1996-2011
Buffalo Bills	15	1986-2000
Dallas Cowboys	15	1964-78

Longest Active in Top 5:

- The Ravens own the NFL's longest active streak of ranking in the Top 5 in run defense (yards allowed per game), doing so for six-straight seasons. This season, the Ravens have allowed 3.8 yards per carry.

LIMITING THE 100s

Dating back to the 1999 season, the Ravens have allowed the second-fewest 100-yard rushers (28) in the NFL. (Pittsburgh ranks first with 25.) The top teams stack up as follows:

100-YARD RUSHERS ALLOWED (Since 1999)

Rk.	Team	100-Yard Rushers
1.	Pittsburgh Steelers	25
2.	Baltimore Ravens	28
3.	San Diego Chargers	38

Rush "D" Quick Hits:

- Baltimore has allowed only 10 100-yard RBs in its last 89 games & 12 in the past 106 games (last was the Chiefs' Jamaal Charles, 140, on 10/7/12).
- From 12/17/06 to 10/4/09, the Ravens produced a 39-game streak without permitting a 100-yard rusher.

RECORD OF TOP THREE "3s"

The Ravens' defense has allowed the third-fewest points in the NFL each of the last four full seasons – the best stretch in team history – also tying an NFL record. Since the 1970 merger, only four other teams have achieved an impressive streak such as this.

CONSECUTIVE SEASONS W/ TOP THREE SCORING DEFENSE (Since 1970 Merger)

Team	Consec. Seasons	Years
Baltimore Ravens	4	2008-11
Dallas Cowboys	4	1993-96
Los Angeles Rams	4	1974-77
Minnesota Vikings	4	1973-76
San Francisco 49ers	4	1984-87

TOP 10 STREAK

Baltimore has finished in the Top 10 in total defense (yards allowed) nine-straight seasons. Since the 1970 merger, only six teams have produced at least eight-consecutive seasons with a Top 10 defense. Baltimore (9) and Pittsburgh (12) boast the NFL's longest active streaks of ranking in the Top 10.

CONSECUTIVE SEASONS W/ A TOP 10 DEFENSE (Since 1970 Merger)

Team	Consec. Seasons	Years
Pittsburgh Steelers	12	2000-11
Dallas Cowboys	10	1970-79
Baltimore Ravens	9	2003-11
Los Angeles Rams	9	1973-81
Tampa Bay Buccaneers	9	1997-2005
Pittsburgh Steelers	8	1972-79

AN OFFENSIVE DEFENSE

Since 1996, the Ravens have posted 52 defensive TDs, scoring at least one in each year of their existence (including 2 pick-6's this season). Baltimore is 41-7 all time when tallying a D-TD. Since 2003, the Ravens own the NFL's most D-TDs (39), earning a 30-5 mark.

NFL DEFENSIVE TOUCHDOWNS (Since 2003)

Rk.	Team	D-TDs
1.	Baltimore Ravens	39
2.	Green Bay Packers	38
3.	Chicago Bears	31

SHUTOUT CITY

Since 2000, Baltimore's "D" has registered the NFL's most shutouts, blanking opponents nine times. The Ravens' last shutout came on Nov. 16, 2009 in a 16-0 win at Cleveland on Monday Night Football.

NFL SHUTOUT LEADERS (Since 2000)

Rk.	Team	Shutouts
1.	Baltimore Ravens	9
2.	Pittsburgh Steelers	8
3.	New England Patriots	7
	San Francisco	7
	Seattle Seahawks	7
	Tampa Bay Buccaneers	7

RAVENS OFFENSIVE NOTES

A WIDE VARIETY

QB Joe Flacco has an arsenal of weapons. Four different Ravens have produced at last 20 catches this season, making Baltimore just one of three NFL teams entering Week 7 to boast such a quartet:

TEAMS W/ FOUR PLAYERS WITH 20+ CATCHES (2012 Season)

Team	Players w/ 20+ Catches-Yards
Bal.	Boldin: 28-429, Pitta: 25-243, Rice: 24-233, Smith: 21-394
GB	Nelson: 32-410, Cobb: 29-346, Finley: 24-210, Jones: 23-270
Phi.	Jackson: 29-465, Celek: 25-357, McCoy: 25-112, Maclin: 20-295

AIRBORNE ASSAULT

The Ravens have racked up 30 plays of 20-or-more yards through the air this season. Here is the breakdown of those bombs, which have been distributed to eight different players:

RAVENS WITH CATCHES OF 20+ YARDS (2012 Season)

Player	Pos.	20+ Catches	20+ TDs	YPC Avg.
Anquan Boldin	WR	9	1	15.3
Torrey Smith	WR	7	1	18.8
Jacoby Jones	WR	5	1	16.8
Dennis Pitta	TE	3	1	9.7
Ray Rice	RB	3	0	9.7
Ed Dickson	TE	1	0	9.9
Tandon Doss	WR	1	0	22.5
Deonte Thompson	WR	1	0	25.0

SCORING OFFENSE

Entering Week 7, the Ravens rank ninth in the NFL in points per game, producing a 26.8 ppg average.

NFL SCORING / POINTS PER GAME (2012 Season)

Rk.	Team	Points	Points/Game
1.	New England Patriots	188	31.3
2.	Chicago Bears	149	29.8
3.	New York Giants	178	29.7
	Washington Redskins	178	29.7
5.	Houston Texans	173	28.8
6.	Atlanta Falcons	171	28.5
7.	Denver Broncos	170	28.3
8.	New Orleans Saints	141	28.2
9.	Baltimore Ravens	161	26.8
10.	Green Bay Packers	154	25.7

FOR THE LONG HAUL

7

Touchdowns the Ravens have scored on 17 drives that began inside their own 20-yard line, ranking as the NFL's most. Baltimore's offense has scored a TD 41.2% of the time on drives that began inside its own 20 (NE is next best at 31.6%).

13

Touchdown drives of 60-or-more yards by the Ravens this season, tying (NO & NYG) for the NFL's third most.

TOP 5 "O" OUTPUTS

In Week 3's win over New England, Baltimore's offense registered 503 yards of total offense (121 rushing and 382 passing), marking the third-highest output in team history. Impressively, the Ravens' Top 5 all-time single-game outputs have come during the **John Harbaugh/Cam Cameron** Era (since 2008).

RAVENS TOP TOTAL NET YARDS (Single-Game History)

Yards	Game/Date	Results
553	9/25/11 at STL	W, 37-7
548	12/13/09 vs. Det.	W, 48-3
503	9/23/12 vs. NE	W, 31-30
501	9/13/09 vs. KC	W, 38-24
479	9/27/09 vs. Cle.	W, 34-3

OFFENSE EXPLODES

From Weeks 3-4, the Ravens produced 941 total yards of offense (503 vs. NE and 438 vs. Cle.). The 941 mark the most total yards Baltimore has registered in consecutive games in franchise history. Against the Browns (9/27), it also marked just the second time in team history that the Ravens tallied 400-or-more yards in consecutive games:

BACK-TO-BACK GAMES W/ 400-PLUS YARDS OF OFFENSE (Ravens History)

Year	First Game (Yards)	Second Game (Yards)
2012	Sept. 23 vs. NE (503)	Sept. 27 vs. Cle. (438)
2000	Nov. 19 vs. Dal. (479)	Nov. 26 vs. Cle. (461)

400 Quick Hit:

• Baltimore's offense registered 438 total yards of offense in Week 4 vs. Cleveland. During the **John Harbaugh/Cam Cameron** Era, the Ravens have totaled at least 400 yards in a game 16 times, producing a 15-1 mark in those contests.

300, 100 & 100

In Week 3's 31-30 victory vs. New England, the Ravens' offense produced a 300-yard passer, 100-yard rusher and 100-yard receiver for just the fifth time in franchise history.

300-YARD PASSER/100-YARD RUSHER/100-YARD RECEIVER (Ravens Single-Game History)

Game	300 Passer	100 Rusher	100 Receiver
09/23/12 vs. NE	J. Flacco-382	R. Rice-101	T. Smith-127
10/16/11 vs. Hou.	J. Flacco-305	R. Rice-101	A. Boldin-132
11/23/03 vs. Sea.	A. Wright-319	J. Lewis-117	M. Robinson-131
10/19/03 at Cin.	K. Boller-302	J. Lewis-101	T. Heap-129
			T. Taylor-138
12/5/99 vs. Ten.	T. Banks-332	P. Holmes-100	Q. Ismail-113

CAPITAL GAINS

47

Points the Ravens have scored off their 13 take-aways this season, ranking as the NFL's sixth most. Of Baltimore's 161 total points scored, 29.2% have come off turnovers.

THAT M&T MAGIC

THE M&T ADVANTAGE

For the first time in team history, the Ravens went undefeated at home (8-0) in 2011, becoming just one of three NFL teams (GB and NO) to accomplish the feat last year. Under **John Harbaugh** (since 2008), the Ravens have won 22 of their last 23 regular season home games and are 31-5 in games played in Baltimore, including 4-0 this season.

NFL'S BEST REGULAR SEASON HOME RECORDS (John Harbaugh Era / Since 2008)

Rk.	Team	Record	Pct.
1.	Baltimore Ravens	31-5	.861
2.	New England Patriots	29-5	.853
3.	Atlanta Falcons	29-6	.829

HOME STREAKIN'

Baltimore's current 14-game regular season home winning streak is the longest in team history. When including postseason games, the Ravens have won 15-straight contests at M&T Bank Stadium.

MOST CONSECUTIVE REGULAR SEASON HOME GAMES WON (Ravens History)

Games	Date/Games
14	2010-12 (last 2 through first 4)
8	2006-07 (last 5 through first 3)
7	2009-10 (last 2 through first 5)
7	2000-01 (last 4 through first 3)

CHARM CITY RUSH

Since 2008, Baltimore has rushed for 136.4 yards per game at home (fifth most in NFL among home teams) and an NFL-high 48 TDs.

RUSHING YARDS PER GAME AT HOME (Since 2008)

Rk.	Team	Att.	Yds.	TD	YPG
1.	Carolina Panthers	1,058	5,065	39	144.7
2.	Minnesota Vikings	1,070	4,926	36	140.7
3.	Kansas City Chiefs	1,053	4,902	23	140.1
4.	New England Patriots	1,047	4,665	45	137.2
5.	Baltimore Ravens	1,187	4,910	48	136.4

M&T POINTS PRODUCTION

Since 2009, the Ravens have averaged 27.4 points per game at M&T Bank Stadium, ranking as the NFL's fifth-best mark among home teams. In their current 14-game home winning streak, the Ravens have produced 27.9 points per game in those victories.

POINTS PER GAME AT HOME (Since 2009)

Rk.	Team	Points	Points/Game
1.	Green Bay Packers	857	31.7
2.	New England Patriots	817	31.4
3.	New Orleans Saints	839	31.1
4.	San Diego Chargers	739	27.5
5.	Baltimore Ravens	766	27.4

Ravens Post 44 in Week 1:

• The Ravens scored 44 points in Week 1's win over Cincinnati at M&T Bank Stadium, marking their second-highest output at home during the John Harbaugh Era (48 vs. Det. in 2009).

HOT AT HOME

The Ravens have been dominant at home during the **John Harbaugh** Era (2008-12), winning 14-straight contests and 22 of their last 23 at M&T Bank Stadium. Baltimore's 14-game winning streak at home currently ranks as the NFL's longest. Additionally, it's the longest home mark in Ravens history.

NFL'S LONGEST HOME WINNING STREAKS (Active Streaks)

Rk.	Team	Games
1.	Baltimore Ravens	14
2.	Atlanta Falcons	7
3.	Pittsburgh Steelers	5
4.	Min./STL/Sea.	3

AT HOME UNDER HARBS

14.3

Points per game Baltimore has permitted at home since 2008, the NFL's best defensive mark. (Pittsburgh is second at 14.7 ppg.)

52

Interceptions by the Ravens at home since 2008, ranking as the NFL's second most at home (GB is first with 62).

64.7

Passer rating the Ravens have forced for opposing QBs at M&T Bank Stadium since 2008, the NFL's top defensive mark.

281.8

Yards per game the Ravens' defense has permitted at home since 2008, ranking as the NFL's second-stingiest average during that span (Pittsburgh is at 266.5 ypg).

946-514

Ratio the Ravens have outscored opponents at home since 2008, limiting foes to 14.3 points per game. In their 31 wins during this span, the margin of victory has been 13.9 ppg.

M&T BANK SECURITY

The Ravens' "D" has been stout at home for many seasons. Since the 2003 campaign, Baltimore ranks first in fewest points allowed per game among NFL home teams. The Ravens also have the most INTs (112) and have posted the most sacks (210).

BEST NFL DEFENSES AT HOME (Since 2003)

TOTAL DEFENSE (Fewest Yards Allowed)	POINTS PER GAME (Fewest Allowed)
1. Pittsburgh 274.1	1. Baltimore 15.2
2. Baltimore 281.1	2. New England 15.9
3. New York Jets 301.5	3. Pittsburgh 16.1

INTERCEPTIONS (Most in NFL)	SACKS (Most in NFL)
1. Baltimore 112	1. Baltimore 210
2. Green Bay 102	2. New York Giants 209
3. Chicago 101	3. Seattle 200

ALL-TIME WIN/LOSS RESULTS

REGULAR SEASON RECORDS

	<u>Overall Record</u>	<u>Home</u>	<u>Away</u>
Overall	145-116-1	92-39-1	53-77
In M&T Bank Stadium (since 1998)	85-31	85-31	n/a
Coached by Ted Marchibroda	16-31-1	11-12-1	5-19
Coached by Brian Billick	80-64	50-22	30-42
Coached by John Harbaugh	49-21	31-5	18-16
vs. AFC Teams	113-91	72-37	41-54
vs. AFC North (AFC Central)	37-25 (26-28)	23-9 (13-14)	14-16 (13-14)
vs. AFC East	16-16	12-4	4-12
vs. AFC South	11-11	7-4	4-7
vs. AFC West	19-11	13-3	6-8
vs. NFC Teams	37-26-1	25-5-1	12-21
vs. NFC North (NFC Central)	4-4 (3-5)	4-0 (3-1)	0-4 (0-4)
vs. NFC East	11-5-1	6-1-1	5-4
vs. NFC South	6-6	3-3	3-3
vs. NFC West	13-6	9-0	4-6
On Monday Night Football - ABC/ESPN	8-9	4-2	4-7
On NBC/ESPN - Sunday Night	12-12	9-5	3-7
On NFL Network	3-2	2-0	1-2
In Overtime	9-7-1	6-2-1	3-5
Ravens Shutout Wins	10	5	5
In Season Opener	9-8	6-3	3-5
Indoors	4-10	n/a	4-10
Note: Baltimore has played in Houston's Reliant Stadium twice (2-0), Indy's Lucas Oil Stadium once (0-1) and Dallas' Texas Stadium once (1-0), all games considered "outdoors" due to open roofs. Only one game at Reliant Stadium (12/13/10) came when the roof was closed, meaning the game was "indoors."			
In August	0-1	0-1	0-0
In September	35-22	23-5	12-17
In October	29-34	17-13	12-21
In November	38-31-1	22-10-1	16-21
In December	38-26	27-9	11-17
In January	5-2	3-0	2-2

RAVENS TRENDS

<u>Team</u>	<u>Since 2000</u>	<u>2012</u>	<u>Offense</u>	<u>Since 2000</u>	<u>2012</u>
Record	121-77	5-1	Scoring 20 or more points	92-22	4-1
vs. AFC North (since 2002)	37-25	2-0	Scoring 30 or more points	44-3	3-0
vs. AFC	91-58	4-0	Having 20 or more first downs	50-27	3-0
vs. NFC	30-19	1-1	Totaling 350 or more net yards	53-19	3-0
Home	77-23	4-0	At least 35 minutes time of possession	32-3	0-0
Away	44-54	1-1	Rushing for 150 or more yards	42-9	0-0
On grass	51-43	1-1	When not throwing an INT	68-11	2-0
Artificial turf	70-34	4-0	With a 100-yard rusher	45-15	2-0
Outdoors	118-70	5-1	Without a 100-yard rusher	76-62	3-1
Indoors	3-7	0-0	With a 100-yard receiver	26-12	2-0
September	27-15	3-1	Without a 100-yard receiver	95-65	3-1
October	26-23	2-0	With a 300-yard passer	12-6	2-0
November	33-19	0-0	Without a 300-yard passer	109-71	3-1
December	30-19	0-0	<u>Defense</u>		
January	5-1	0-0	When scoring a defensive TD	35-5	2-0
Leading at halftime	97-12	3-1	When returning an INT for a TD	29-2	2-0
Trailing at halftime	17-55	1-0	When returning a fumble for a TD	7-3	0-0
Tied at halftime	7-10	1-0	Recording 3 or more sacks	62-22	1-0
Tied after 3 quarters	3-6	0-1	Holding opponent under 250 net yards	36-3	0-0
Leading After 3 quarters	103-9	4-0	Holding opponent under 21 points	95-29	3-0
Trailing after 3 quarters	16-61	1-0	Holding opponent under 15 points	79-14	2-0
Decided by 7 points or less	48-39	4-1	Allowing a 100-yard rusher	12-16	1-0
Decided by 3 points or less	25-23	3-1	Not allowing a 100-yard rusher	108-62	4-1
When scoring first	82-20	4-0	Allowing a 100-yard receiver	26-23	1-1
When not scoring first	39-57	1-1	Not allowing a 100-yard receiver	96-53	4-0
Positive or even turnover ratio	104-22	4-1	Allowing a 300-yard passer	17-11	2-1
Negative turnover ratio	17-56	1-0	Not allowing a 300-yard passer	103-66	3-0
Winning penalty ratio	54-32	2-1			
Losing penalty ratio	57-40	3-0			
Overtime	6-5	0-0			
When returning a KOR for a TD	3-1	1-0			
When returning a PR for a TD	5-2	0-0			

DEFENSIVE PLAYER NOTES

THE ULTIMATE LB



Thirteen-time Pro Bowl **LB Ray Lewis** sustained a season-ending triceps injury in Week 6's victory over Dallas. He concludes the year with a team-high (as of Week 7) 57 tackles, adding 1 sack, 1 PD, 1 FR and 1 FF. Lewis, who has played in 228 career contests, is Baltimore's all-time tackle king (2,643 stops). He also has the most FRs (20), second-most INTs (31) and second-most FFs (20) in team history, leading a Ravens' "D" that has ranked in the top 10 (yards allowed) for nine-straight seasons.

RAVENS CAREER DEFENSIVE RECORDS (All-Time History)

TACKLES

1. **Ray Lewis (1996-present)** **2,643**
2. Kelly Gregg (2001-2010)..... 721
3. Terrell Suggs (2003-present) 660
4. Ed Reed (2002-present) 627
5. Jamie Sharper (1997-2001) 522

INTERCEPTIONS

1. Ed Reed (2002-present) 59
2. **Ray Lewis (1996-present)** **31**
3. Chris McAlister (1999-2008)..... 26
4. Duane Starks (1998-2001) 20
Rod Woodson (1998-2001)..... 20

FUMBLES RECOVERED

1. **Ray Lewis (1996-present)** **20**
2. Terrell Suggs (2003-present) 11
3. Rob Burnett (1996-2001) 8

TACKLE MACHINE

LB Ray Lewis (17th NFL season) is the league's active career tackles leader. Lewis, who has played in 228 games, is one of only two active players to hit the 2,000-tackle milestone. In 2011, Lewis led the Ravens in tackles (95) for the 14th time in his career. He has tallied at least 130 stops 13 times.

NFL CAREER TACKLE LEADERS (Active Players)

Rk.	Player (Year Entered NFL)	Tackles	Games
1.	Ray Lewis (1996)	2,643	228
2.	London Fletcher (1998)	2,274	230
3.	Keith Brooking (1998)	1,848	215
4.	Brian Urlacher (2000)	1,678	175
5.	Mike Peterson (1999)	1,601	188

AN ELITE NFL CLUB

In 2011's Week 6 win over Houston, **LB Ray Lewis** became the only player in NFL history to record 40 sacks and 30 INTs in a career.

NFL PLAYERS W/ 30+ SACKS & 25+ INTs (NFL History)

Player	Games	Sacks	INTs
Ray Lewis (1996-present)	228	41.5	31
Rodney Harrison (1994-2008)	186	30.5	34
William Thomas (1991-2001)	172	37.0	27

'BACKER THEFTS

LB Ray Lewis is the NFL's active INT leader among linebackers, posting 31 picks during his career. Lewis ranks sixth all time in INTs by a linebacker, passing Sam Huff (30) in Week 1 of the 2011 season. He is 1 INT shy of tying Nick Buoniconti, Jack Ham and Lee Roy Jordan for third all time by a linebacker.

LINEBACKER INTERCEPTION LEADERS (Active Players)

Rk.	Player (Team)	INTs	Yards	TDs
1.	Ray Lewis (Bal.)	31	503	3
2.	Brian Urlacher (Chi.)	21	278	1
3.	London Fletcher (Was.)	19	139	2
	Mike Peterson (Atl.)	19	272	1
	Takeo Spikes (SD)	19	276	3

TAKE IT AWAY

LB Ray Lewis (17 NFL seasons) currently stands as the NFL's longest-tenured defensive player still playing with his original team. Additionally, Lewis' 50 career take-aways rank second all time among linebackers, with only Hall of Famer Jack Ham (53: 32 INTs and 21 FRs) producing more.

MOST CAREER TAKE-AWAYS BY A LINEBACKER (Since 1970 Merger)

Rk.	Player	Take-Aways	INTs	FRs
1.	Jack Ham	53	32	21
2.	Ray Lewis	50	31	19*
3.	Stan White	48	34	14

*Has 20 career overall FRs, but 1 came after teammate Jamie Sharper fumbled an INT that Lewis would then recover; thus, Lewis has 19 FR take-aways.

TANGLED IN THE WEBB



Ravens **CB/RS Lardarius Webb** will miss the rest of the season after tearing his ACL on 10/14 vs. Dallas. Webb produced a career year in 2011, becoming the NFL's only player last season to have an INT-TD & a PR-TD. Webb also tied to post the NFL's fourth-most pass breakups (20), finishing with a career-best 68 tackles and a team-high 5 INTs. He helped lead a Ravens' secondary that allowed the NFL's fewest passing TDs (11) and permitted just 196.3 aerial yards per game (league's fourth fewest).

NFL'S MOST PASSES DEFENSED (2011 Season)

Rk.	Player (Team)	PD	INTs
1.	Brandon Browner (Sea.)	23	6
2.	Tramon Williams (GB)	22	4
3.	Darrelle Revis (NYJ)	21	4
4.	Lardarius Webb (Bal.)	20	5

RAVENS INTERCEPTIONS (2011 Season)

Rk.	Player	INTs
1.	Lardarius Webb	5
2.	Ed Reed.....	3
3.	Jimmy Smith.....	2
	Terrell Suggs.....	2
5.	Three Players.....	1

FEWEST PASS TDs ALLOWED (2011 Season)

Rk.	Team	TDs
1.	Baltimore Ravens	11
2.	New York Jets.....	15
	Pittsburgh Steelers....	15
4.	Cleveland Browns....	16
5.	Arizona Cardinals.....	17

DEFENSIVE PLAYER NOTES

A DANGEROUS REED



Eight-time Pro Bowl **S Ed Reed** has tallied 59 INTs during his career – the most in Ravens history and the NFL since he entered the league in 2002. Among active players, Reed's career INTs also rank first, while his 1,506 return yards are an NFL record, which he set in Week 1's win over Cincy.

NFL CAREER INTERCEPTION LEADERS (Active Players)

Rk.	Player (Team)	G	INT	Yds	Avg.	Lg	TD
1.	Ed Reed (Bal.)	150	59	1,506	25.5	107t	7
2.	Charles Woodson (GB)	205	55	896	16.3	62t	11
3.	Champ Bailey (Den.)	200	50	446	8.9	70t	4
4.	Asante Samuel (Atl.)	137	46	696	15.1	79t	6
5.	Ronde Barber (TB)	230	45	865	19.2	78t	8

Reed Quick Hits: Of his 59 career INTs...

- 36 have come in the second half (most in the NFL since '02) and 22 in the fourth quarter (most in the NFL since '02).
- When Reed records an INT, the Ravens own a 36-11 record. When he makes 2 INTs in a game, Baltimore is 12-0 (13-0 including playoffs).
- 24 have come on third down, the NFL's most among active players on that particular down.
- Reed's 8-career playoff INTs rank as the most among active players. He had 1 theft in the 2011 Divisional win over Houston (1/15/22).

NFL RECORD-HOLDER

In Week 1 vs. Cincinnati, **S Ed Reed** became the NFL's all-time leader in INT return yards, passing Hall of Famer Rod Woodson for the most ever. Reed returned the 58th pick of his career for 34 yards, upping his all-time total to 1,497 yards. In Week 2 at Philly, he added another theft (his second this season) and increased his INT return yards total to 1,506.

CAREER INTERCEPTION YARDS LEADERS (NFL History)

Rk.	Player	G	INT	Yds	Avg.	Lg	TD
1.	Ed Reed	150	59	1,506	25.5	107t	7
2.	Rod Woodson	238	71	1,483	20.9	98t	12
3.	Darren Sharper	205	63	1,412	22.4	99t	11
4.	Deion Sanders	188	53	1,331	25.1	93t	9
5.	Emlen Tunnell	167	79	1,282	16.2	55t	4

PREMIER PLAYMAKER

S Ed Reed's 59 career INTs rank first among active NFL players since he entered the league in 2002. Additionally, his 1,506 return yards and 25.5-yard return average rank first in NFL history.

NFL INTERCEPTIONS (Since 2002)

Rk.	Name	INTs	Yards
1.	Ed Reed	59	1,506
2.	Asante Samuel	46	696
3.	Charles Woodson	44	663

INT RETURN AVERAGE (NFL History/Min. 30 INT)

Rk.	Name	Avg.	INTs	Yards
1.	Ed Reed	25.5	59	1,506
2.	Deion Sanders	25.1	53	1,331
3.	Glen Edwards	24.6	39	961

REED'S TDs

S Ed Reed has scored 14 TDs in his career (including playoffs). Amazingly, Reed is the only player in NFL history to score return TDs off a punt return, blocked punt, INT and fumble recovery.

ED REED'S CAREER TOUCHDOWNS

Date/Game	Result	Touchdown
09/10/12 vs. Cin.	W	34-yard INT return
10/11/09 vs. Cin.	L	52-yard INT return
1/4/09 at Mia. (WC)	W	64-yard INT return
12/7/08 vs. Was.	W	22-yard FR return
11/23/08 vs. Phi.	W	107-yard INT return*
9/21/08 vs. Cle.	W	32-yard INT return
9/10/07 at Cin.	L	63-yard punt return
11/5/06 vs. Cin.	W	25-yard INT return
11/7/04 vs. Cle.	W	106-yard INT return
10/10/04 at Was.	W	22-yard FR return
11/23/03 vs. Sea.	W	16-yard punt block return
10/12/03 at Ari.	W	22-yard punt block return
9/14/03 vs. Cle.	W	54-yard INT return
11/24/02 vs. Ten.	W	11-yard punt block return

* NFL Record *Italics indicates postseason*

SCORING THEFTS

S Ed Reed has posted 9 regular season defensive touchdowns during his career. Reed's 9 "D-TDs" are the most in Ravens franchise history, while his 7 INT-TDs also rank first.

RAVENS REGULAR SEASON DEFENSIVE TOUCHDOWNS (Career Leaders)

Rk.	Player	INTs	FRs	Total
1.	Ed Reed	7	2	9
2.	Chris McAlister	5	1	6
3.	Rod Woodson	5	0	5
	Adalius Thomas	2	3	5

DUAL-INT GAMES

S Ed Reed registered the 12th dual-INT game (13th including playoffs) of his career in 2011's Week 1 win vs. Pittsburgh. Reed owns the most such games among players who began their careers in the Super Bowl Era (since 1966).

MOST GAMES WITH 2+ INTERCEPTIONS (Players Who Began Career in Super Bowl Era)

Player	2+ INT Games
Ed Reed	12
Ronnie Lott	11
Lem Barney	9
Dave Brown	9
Everson Walls	9

GOING THE DISTANCE

LONGEST INTERCEPTION RETURNS (NFL History)

Rk.	Player	Yards	Date/Game
1.	Ed Reed	107t	11/23/08 vs. Phi.
2.	Ed Reed	106t	11/7/04 vs. Cle.
3.	Vencie Glenn	103t	11/29/87 vs. Den.
	Louis Oliver	103t	10/4/92 at Buf.

DEFENSIVE PLAYER NOTES

DEFENSIVE PLAYER OF THE YEAR



OLB Terrell Suggs injured his Achilles this past spring and is currently on the PUP list. He is allowed to return to practice this week and is eligible to be placed on the active roster. Suggs, who was named the 2011 AP Defensive Player of the Year, posted three 3-sack games in 2011, finishing with a career-high 14 sacks.

Suggs also forced an NFL-high 7 fumbles, setting a career high and a Ravens' single-season record. Suggs' 14 sacks in 2011 ranked third in Ravens history and first in the AFC (also tying Aldon Smith for fifth in the NFL).

RAVENS ALL-TIME SACKS (Career Leaders)

Rk.	Player (Years)	Sacks
1.	Terrell Suggs (2003-present)	82.5
2.	Peter Boulware (1997-2005)	70.0
3.	Michael McCrary (1997-2002)	51.0
4.	Ray Lewis (1996-present)	41.5
5.	Adalius Thomas (2000-06)	38.5

AFC SACKS LEADERS (2011 Season)

- 1. Terrell Suggs (Bal.) . . . 14**
2. Tamba Hali (KC) 12
3. Connor Barwin (Hou.) . . 11.5
Von Miller (Den.) . . 11.5

RAVENS SACKS LEADERS (Single-Season Records)

1. Peter Boulware (2001) . . 15
2. Michael McCrary (1998) . . 14.5
- 3. Terrell Suggs (2011) . . . 14**
4. Trevor Pryce (2006) . . . 13

HOT OFF THE EDGE

Since entering the NFL in 2003, **OLB Terrell Suggs'** 82.5 sacks rank seventh among active players, while his 610 yards lost stand sixth. Suggs had a team-, career- and AFC-high 14 sacks in 2011.

NFL ACTIVE SACKS LEADERS (Since 2003)

Rk.	Player	Sacks	Yards
1.	Jared Allen (Min.)	109	700.5
2.	DeMarcus Ware (Dal.)	105.5	689.5
3.	John Abraham (Atl.)	90.5	611
	Dwight Freeney (Ind.)	90.5	671
	Julius Peppers (Chi.)	90.5	546.5
6.	Robert Mathis (Ind.)	88.5	636
7.	Terrell Suggs (Bal.)	82.5	610
8.	Osi Umenyiora (NYG)	71	499.5
9.	Trent Cole (Phi.)	69.5	518.5

Suggs Quick Hits:

- Suggs racked up 30 sacks from 2010-11 (36 total games, including play-offs), the NFL's fourth most during that span.
- The Ravens are 50-17 all time when Suggs records a sack.
- Baltimore is 13-1 when he tallies 2 or more sacks during his career.

THE DOMINANT DT



One of the NFL's most disruptive forces, **DT Haloti Ngata** was named to his third Pro Bowl (as a starter) in 2011. Perhaps the NFL's most athletic DT, Ngata stops the run (423 career tackles), rushes the passer (20 career sacks) and even drops into coverage (3 career INTs). In Week 1's win over Cincy, he had 4 tackles, 1.5 sacks and 1 PD, helping limit the Bengals to 13 points.

Baltimore has a history of strong run defense, and with Ngata's help the past several seasons, has upheld its stout legacy on the ground.

RAVENS RUSHING DEFENSE RANKINGS (Past Six Full Seasons/Since Ngata Entered NFL)

Year	Yards Per Game Allowed		Avg. Per Play Allowed	
	Total	Rank	Total	Rank
2011	92.6	2nd	3.5	2nd
2010	93.9	5th	3.9	8th
2009	93.3	5th	3.4	1st
2008	81.4	3rd	3.6	5th
2007	79.3	2nd	2.8	1st
2006	75.9	2nd	3.3	2nd

"NGATA" ON US

Dating back to 2006, when **DT Haloti Ngata** entered the NFL, the Ravens have allowed the NFL's second-fewest rushing TDs (48) and the NFL's third-fewest rushing yards per game (89.0 ypg).

RUSHING TOUCHDOWNS (Fewest Allowed Since 2006)

1. Pittsburgh 44
- 2. Baltimore 48**
3. Minnesota 55

RUSHING YARDS PER GAME (Fewest Allowed Since 2006)

1. Minnesota 85.5
2. Pittsburgh 85.6
- 3. Baltimore 89.0**

NGATA SCORES

In the 2011 Week 3 win at St. Louis, **DT Haloti Ngata** scooped up a Sam Bradford fumble and returned it 28 yards for his first-career TD. Ngata's scamper is the third-longest FR-TD in Ravens history, shy of OLB Adalius Thomas' 57- and 35-yarders.

D-TACKLE DOMINANCE

In the Ravens' season-opening win over Cincy, **DT Haloti Ngata** notched 1.5 QB drops, tying a career high. He has 8 sacks dating back to 2011, has racked up 94 tackles (second most among NFL DTs) and has posted 6 PD, the most among NFL DTs during this span.

MOST TACKLES BY NFL DTs (Since 2011)

1. Ahtyba Rubin 103
- 2. Haloti Ngata 94**
3. Domata Peko 87

PASSES DEFENSED BY NFL DTs (Since 2011)

- 1. Haloti Ngata 6**
Randy Starks 6
3. T. Kelly/K. Williams 5

NOTE THE NGATA QUOTE

The NFL Network's Charles Davis on DT Haloti Ngata:

"You don't think about that size of a man having the feet that Haloti Ngata has. He can play outside, he can play inside. They move him outside to defensive end. You watch him drop in zone blitzes and not just rushing the passer. The big guy can do it all."

RAVENS FORCED FUMBLES (Career Leaders)

- 1. Terrell Suggs 29**
2. Ray Lewis 20
3. Adalius Thomas 15

RAVENS FUMBLE RECOVERIES (Career Leaders)

1. Ray Lewis 20
- 2. Terrell Suggs 11**
3. Rob Burnett 8

OFFENSIVE PLAYER NOTES

THE FRANCHISE QB



QB Joe Flacco, the Ravens' all-time leading passer, surpassed the 15,000-yard barrier in the Week 4 win over Cleveland. Flacco has racked up 1,690 passing yards in six games this season, marking the NFL's seventh most entering Week 7. In Weeks 1-4, he had 1,269 yards, the best four-game output of his career.

RAVENS ALL-TIME PASSING LEADERS (Franchise History)

Rk.	Player	G	Att	Cmp	Pct	Yards	TD	INT	Rate
1.	Joe Flacco	70	2,167	1,319	60.9	15,506	88	50	86.5
2.	Kyle Boller	53	1,311	746	56.9	7,846	45	44	71.9
3.	V. Testaverde	29	1,019	596	58.5	7,148	51	34	82.8

AIR IT OUT



PASS YARDS PER/ATT (2012 Season)

1.	Cam Newton	. . . 8.49
2.	Robert Griffin III	. . . 8.34
3.	Joe Flacco 8.09
4.	Andy Dalton	. . . 8.03
5.	Peyton Manning	. . . 7.96
6.	Eli Manning	. . . 7.88

25+ YARD PASSES (2012 Season)

1.	Joe Flacco 18
2.	Peyton Manning	. . . 17
3.	Drew Brees 15
4.	Eli Manning 15
5.	Tom Brady 14
	Andy Dalton 14

2012 NFL PASSING YARDS

Rk.	Player	G	Att	Cmp	Pct	Yards	TD	INT	Rate
1.	Tom Brady	6	243	160	65.8	1,845	10	3	97.2
2.	P. Manning	6	227	154	67.8	1,808	14	4	105.0
3.	Eli Manning	6	225	143	63.6	1,772	11	5	94.9
4.	Matt Ryan	6	236	160	67.8	1,756	14	6	98.8
5.	Andy Dalton	6	215	142	66.0	1,726	12	9	91.7
6.	Drew Brees	5	236	139	58.9	1,720	14	6	90.7
7.	Joe Flacco	6	209	129	61.7	1,690	8	4	92.0

FLACCO IS THE FIRST

QB Joe Flacco is the first starting QB in NFL history (since 1970 merger) to lead his team to the playoffs in each of his first four seasons. Flacco has helped the Ravens earn five playoff wins since '08, tied (Ben Roethlisberger and Kurt Warner) for the second-most victories by a QB over the first four years of a career (Tom Brady - 6).

RAVENS RECORDS

QB Joe Flacco owns a franchise-record 27 100-plus single-game passer ratings, including three in 2012 (vs. Cin., vs. NE, vs. Dal.). He has also posted three of the Top 4 passing games in team history.

RAVENS SINGLE-GAME PASSING YARDS

Yards	Player	Opp./Date
429	Vinny Testaverde	vs. STL, 10/27/96
389	Joe Flacco	at STL, 9/25/11
385	Joe Flacco	at Min., 10/18/09
382	Joe Flacco	vs. NE, 9/23/12

11 GAME-WINNING DRIVES

Week 3 Comeback vs. New England -- Score: 31-30

In Week 3, **QB Joe Flacco** marched the Ravens on a 7-play, 70-yard drive to set up **K Justin Tucker's** 27-yard game-winning FG as time expired. It marked Flacco's 11th-career game-winning drive in the fourth quarter or overtime (12th including postseason).

FLACCO FAST FACTS

MOST WINS BY STARTING QBs (Including Playoffs/ Since 2008)

Rk.	Player	Record
1.	Joe Flacco	54-25
2.	Drew Brees	50-24
3.	Matt Ryan	49-22
4.	Aaron Rodgers	48-26
	Ben Roethlisberger	48-22

- In Flacco's 49 regular season wins (tied w/ Matt Ryan for the most by a starting QB since 2008), Flacco was 887-of-1,422 (62.4%) for 11,085 yards, 65 TDs and 19 INTs (96.2 rating).

- Baltimore is 31-3 when Flacco produces at least a 95 rating (and 16-1 when he's at 110.0 or better).

- Flacco owns 31 career regular season wins at home, good for the most among NFL starting quarterbacks since 2008. Flacco is 31-5 at M&T Bank Stadium.

MOST CONSECUTIVE STARTS BY QUARTERBACKS (Active Streaks / Regular Season)

Rk.	Player	Starts
1.	Eli Manning	125
2.	Philip Rivers	102
3.	Joe Flacco	70
4.	Tom Brady	54

WINNINGEST AFTER FOUR

QB Joe Flacco's 44 regular season wins in his first four years are the most ever by a QB in the first four seasons (2008-11) of a career. *Now in his fifth season, he has 49 wins (54 including playoffs).*

MOST WINS BY STARTING QB / FIRST FOUR SEASONS (Since 1970 Merger)

Rk.	Quarterback (Years)	Record	Playoff Record
1.	Joe Flacco (2008-11)	44-20	5-4
2.	Matt Ryan (2008-11)	43-41	0-3
3.	Dan Marino (1983-86)	41-16	3-3

Flacco Playoffs Quick Hit:

- In the 2011 Divisional vs. Hou. (1/15/12), Flacco became the only QB in NFL history (since 1970 merger) to start a playoff game in each of his first four seasons. He owns a 5-4 postseason record (four wins on the road).

JOE SETS BALTIMORE RECORDS

In 2011, **QB Joe Flacco** surpassed the 3,500-yard passing milestone for the third-consecutive season, becoming the first QB in Baltimore football history (Colts and Ravens) to accomplish the feat. Flacco also threw for 20 TDs in 2011, posting his third-straight 3,500-yard/20-touchdown campaign.

SINGLE-SEASON PASSING YARDS (Ravens History)

Rk.	Player (Year)	Cmp-Att	Pct.	Yards	TD	INT	Rate
1.	V. Testaverde ('96)	325-549	59.2	4,177	33	19	88.7
2.	Joe Flacco ('10)	306-489	62.6	3,622	25	10	93.6
3.	Joe Flacco ('09)	315-499	63.1	3,613	21	12	88.9
4.	Joe Flacco ('11)	312-542	57.6	3,610	20	12	80.9

LEADER OF THE 300s

QB Joe Flacco has passed for a Ravens' record 10 300-yard passing games, including two this season (382 vs. NE and 356 vs. Cle.).

300-YARD PASSING GAMES (Ravens Single Seasons)

1.	V. Testaverde (1996)	. . . 5
2.	Joe Flacco (2011) 4
3.	Joe Flacco (2009) 3

300-YARD PASSING GAMES (Ravens History)

1.	Joe Flacco (2008-12)	. . . 10
2.	V. Testaverde (1996-97)	. . . 8
3.	Three other players 2

OFFENSIVE PLAYER NOTES

RICE RANKS No. 1



Two-time Pro Bowl RB **Ray Rice** posted a career-best and an NFL-high 2,068 yards from scrimmage in 2011, also adding a Ravens' record 15 total TDs (12 rushing and 3 receiving). This season, he enters Week 7 ranking second in the NFL in total yards from scrimmage (715). Dating back to 2009, Rice owns the NFL's most yards from scrimmage, registering 6,600 yards.

NFL NET YARDS FROM SCRIMMAGE (2012 Season)

Rk. Player	Scrim. Yards	---Rush---		---Pass---	
		Att-Yds	TD	Rec-Yds	TD
1. Jamaal Charles	716	115-591	2	16-125	1
2. Ray Rice	715	97-482	5	24-233	0
3. A.J. Green	639	1-11	0	43-628	6

NFL NET YARDS FROM SCRIMMAGE (Since 2009)

Rk. Player	Scrim. Yards	---Rush---		---Pass---	
		Att-Yds	TD	Rec-Yds	TD
1. Ray Rice	6,600	949-4,405	29	241-2,195	5
2. Chris Johnson	5,991	1,028-4,718	29	167-1,273	3
3. M. Jones-Drew	5,880	1,038-4,729	29	144-1,151	7

RICE & FAULK: NFL ELITE

In 2011, Pro Bowl RB **Ray Rice** became just the second player in NFL history to post multiple 1,000-yard rushing/700-yard receiving seasons (also in 2009), joining Hall of Famer Marshall Faulk, who did it an impressive four times (1998-2001).

RB RECEIVING RECORDS

RB Ray Rice is the Ravens' all-time receiving leader by a RB (274 for 2,468) and has 6 of the top 10 receiving days by a RB in team history. In 2012, Rice ranks second (Darren Sproles, 28-235) in catches (24) and receiving yards (233) by an NFL running back.

RECEIVING YARDS BY A RUNNING BACK (Ravens Single-Game History)

Rk. Player	Game/Date	Yards	Rec.	Avg.
1. Ray Rice	10/18/09 at Min.	117	10	11.7
2. Jamal Lewis	12/08/02 vs. NO	108	4	27.0
3. Priest Holmes	10/11/98 vs. Ten.	98	13	7.5
4. Ray Rice	11/7/10 vs. Mia.	97	7	13.9
5. Earnest Byner	10/27/96 vs. STL	96	6	16.0
6. Ray Rice	11/8/09 at Cin.	87	8	10.9
7. Ray Rice	9/25/11 at STL	83	5	16.6
8. Ray Rice	12/19/10 vs. NO	80	5	16.0
9. Ray Rice	10/11/09 vs. Cin.	74	7	10.6

TD PASS BY A BACK

In 2011's Week 10 game at Seattle, **RB Ray Rice** threw the second-ever Ravens TD pass by a non-QB, finding **TE Ed Dickson** for a 1-yard score. The last was on 11/30/08 (at Cin.) by WR Mark Clayton.

RAVENS ALL-TIME RUSHING

Rk. Player	Att.	Yards	Avg.	LG	TDs
1. Jamal Lewis	1,822	7,801	4.3	82t	45
2. Ray Rice	1,056	4,859	4.6	70t	29
3. Willis McGahee	673	2,802	4.2	77t	31

HUNDREDS ALL AROUND

RB Ray Rice has compiled 37 games with at least 100 total yards from scrimmage during his career, including 35 since he became a full-time starter and earned his first Pro Bowl honors in 2009. Rice's 35 games dating back to the '09 campaign rank as the NFL's most.

GAMES W/ 100+ TOTAL YARDS FROM SCRIMMAGE (Since 2009)

Rk. Player (Team)	100-Yard Games
1. Ray Rice (Bal.)	35
2. Maurice Jones-Drew (Jax.)	30
3. Chris Johnson (Ten.)	29
4. Steven Jackson (STL)	27

RAY RICE'S TOP THREE YARDS FROM SCRIMMAGE (Since Career Began in 2008)

Rk. Date/Opp.	Total Yards	---Rush---	---Pass---		
		Att-Yds	TD	Rec-Yds	TD
1. 12/19/10 vs. NO	233	31-153	1	5-80	1
2. 12/13/09 vs. Det.	219	13-166	1	4-53	0
3. 12/4/11 at Cle.	214	29-204	1	2-10	0

TOP RB TARGET

RB Ray Rice leads the NFL in receptions and receiving yards by a running back since he entered the league in 2008, amassing 274 catches for 2,468 yards. Rice owns an NFL-best (by a RB) 81 catches on third down during this time, earning 36 first downs (second only to Darren Sproles' 37 first downs on 74 third-down catches).

NFL RECEPTIONS BY A RB (Since 2008)

1. Ray Rice (Bal.) 274
2. Darren Sproles (NO) . . 247
3. Matt Forte (Chi.) . . . 233

NFL RECEIVING YARDS BY A RB (Since 2008)

1. Ray Rice (Bal.) 2,468
2. Darren Sproles (NO) . . 2,304
3. Matt Forte (Chi.) . . . 2,091

RICE TRENDS

Since **RB Ray Rice** entered the NFL in 2008, here are Baltimore's records when he hits a certain milestone during a game:

With 100+ rushing yards 13-2	With 100+ scrimmage yards . . . 26-11
With 15+ rushing attempts 33-5	With 150+ scrimmage yards . . . 11-4
With at least 1 rushing TD 19-2	With 175+ scrimmage yards 6-1

1,000/700 CLUB

RB Ray Rice and Marshall Faulk are the only players in NFL history to post multiple 1,000-yard rushing/700-yard receiving seasons.

PLAYERS WITH 1,000 RUSHING & 700 RECEIVING YARDS (Single-Season NFL History)

Player (Year)	Rushing Yards	Receiving Yards
Marcus Allen (1984)	1,168	758
William Andrews (1981)	1,301	735
Roger Craig (1985)	1,050	1,016
Marshall Faulk (2001)	1,382	765
Marshall Faulk (2000)	1,359	830
Marshall Faulk (1999)	1,381	1,048
Marshall Faulk (1998)	1,319	908
Steven Jackson (2006)	1,528	806
Ray Rice (2011)	1,364	704
Ray Rice (2009)	1,339	702
LaDainian Tomlinson (2003)	1,645	725
Brian Westbrook (2007)	1,333	771

OFFENSIVE PLAYER NOTES

DEEP THREAT



Entering Week 7, second-year **WR Torrey Smith** ranks fourth in the NFL with an 18.8 yards-per-catch average, posting 394 yards on 21 receptions. Smith has also registered a team-high 4 receiving TDs this season, and in just 22 career games, has 11 scores.

NFL AVERAGE YARDS PER CATCH LEADERS (2012 Season)

Rk.	Player	Rec.	Yards	Avg.	LG	TD
1.	Josh Gordon	12	274	22.8	71t	3
2.	Mike Williams	15	332	22.1	65	3
3.	Nate Washington	17	331	19.5	71t	2
4.	Torrey Smith	21	394	18.8	52	4
5.	Vincent Jackson	20	370	18.5	54	4

TORREY'S COURAGEOUS NIGHT

WR Torrey Smith played in Week 3's Sunday night victory over New England after his brother, 19-year-old Tevin Jones, passed away in a motorcycle accident earlier that morning. Smith posted 6 catches for 127 yards and 2 TDs in the come-from-behind win, producing the third 100-yard game of his young career. Additionally, he eclipsed the 1,000-yard receiving milestone for his career.

2011 ROOKIE SENSATION

In 2011's Week 11 game vs. Cincy, **WR Torrey Smith** set a Ravens' single-season and single-game record for receiving yards by a rookie, totaling a career-high 165 yards on 6 catches (27.5 avg.). In 2011, he had 50 catches for 841 yards and a Ravens' rookie-record 7 TDs. Impressively, the '11 second-round pick owns two of the Top 5 receiving days in team history.

Smith Quick Hits:

- During the '11 campaign, Smith ranked 13th in the NFL with a stout 16.8 yards-per-catch avg.
- Smith's 26-yard TD catch with 8 seconds remaining in Week 9 at Pit. capped a 92-yard drive and sealed the Ravens' 23-20 win.

MOST RECEIVING YARDS (RAVENS SINGLE-GAME HISTORY)

Yds.	Player/Game (Catches)
258	Qadry Ismail @ Pit., 12/12/99 (6 rec.)
198	Derrick Alexander vs. Pit., 12/1/96 (7 rec.)
165	Torrey Smith vs. Cin., 11/20/11 (6 rec.)
164	Mark Clayton @ Cin., 11/30/08 (5 rec.)
152	Torrey Smith at STL, 9/25/11 (5 rec.)

- Impressively, 5 of his 7 TD receptions in 2011 covered at least 25 yards (74, 41, 38, 36, 26, 18 and 8 yards), and he averaged a sensational 34.4 yards-per-TD catch.

- Never before has a Ravens' wideout registered dual 150-yard receiving games in a season (165 vs. Cin. and 152 at STL).

- Smith posted the Top 2 receiving yards performances by a rookie in the NFL in 2011, while his 841 receiving yards ranked third among rookies (A.J. Green: 1,057 and Julio Jones: 959).


- In Week 11, Smith joined Ken Burrow (2 in 1971) and Randy Moss (3 in 1998) as the only rookies in NFL history to have multiple games with at least 150 receiving yards and a TD catch.

- Smith set the Ravens' rookie record for TDs in a season (7).

NFL 25+ YARD RECEPTIONS (2012 SEASON)

Rk.	Player	25+ Yard Catches
1.	Demaryius Thomas	8
2.	Torrey Smith	7
	A.J. Green	7

BOASTIN' ABOUT BOLDIN



Three-time Pro Bowl **WR Anquan Boldin** has 735 career catches for 9,673 yards and 55 TDs, producing 73.8 receiving yards per game, which ranks third best among active players. With 887 yards in 14 games in 2011 (on 57 catches), he averaged a career-best 15.6 yards per catch and registered the eighth 800-yard campaign of his career. This season, Boldin owns team highs in catches (28) and receiving yards (429). Over the past two games, Boldin has 9 catches for 180 yards.

NFL 20+ YARD RECEPTIONS (2012 SEASON)

Rk.	Player	20+ Yard Catches
1.	Calvin Johnson	12
	Demaryius Thomas	12
3.	Malcom Floyd	10
	Reggie Wayne	10
5.	Anquan Boldin	9

NFL'S MOST RECEIVING YARDS PER GAME (Active Players / Min. 100 Games)

Rk.	Player	GP	Rec.	Yards	TD	YPG
1.	Andre Johnson	128	731	10,014	54	78.2
2.	Larry Fitzgerald	130	729	10,045	76	77.3
3.	Anquan Boldin	131	735	9,673	55	73.8

Boldin Quick Hits:

- With 131 yards on 9 catches in Week 4's win vs. Cleveland, Boldin now owns 33 career 100-yard receiving games.
- Boldin's six 100-yard games as a Raven rank third in team history: Mark Clayton (9), Derrick Mason and Derrick Alexander (7 each).

FASTEST TO 400, 500 & 600

WR Anquan Boldin is the fastest player in NFL history to reach 400, 500 and 600 catches. In 2011's Week 13 at Cleveland, he (123 games) hit the 700 milestone, becoming the third fastest (Marvin Harrison - 114 and Andre Johnson - 120) to hit the coveted mark.

FASTEST TO REACH 600 RECEPTIONS / NFL HISTORY

Player	Team With	No. of Games
Anquan Boldin	Baltimore	98
Marvin Harrison	Indianapolis	102
Andre Johnson	Houston	104
Larry Fitzgerald	Arizona	106

FASTEST TO 400		FASTEST TO 500		FASTEST TO 600	
Player	Gm	Player	Gm	Player	Gm
Anquan Boldin	67	Anquan Boldin	80	Anquan Boldin	98
Kellen Winslow Sr.	72	Larry Fitzgerald	87	Marvin Harrison	102

BOLDIN'S FINE NINE


WR Anquan Boldin is one of just four players in NFL history to start a career with nine-straight seasons of at least 50 receptions. Boldin, in his 10th NFL campaign (third in Baltimore), is currently on pace to notch 75 catches and 1,144 yards in 2012.

CONSECUTIVE 50-PLUS CATCH SEASONS TO BEGIN A CAREER (NFL History/Since 1970 Merger)

Rk.	Player	Consec. Seasons	Years
1.	Marvin Harrison (Ind.)	11	1996-2006
	Torry Holt (STL)	11	1999-2009
3.	Gary Clark (Was., Pho./Ari.)	10	1985-94
4.	Anquan Boldin (Ari., Bal.)	9	2003-present
5.	Larry Fitzgerald (Ari.)	8	2004-present
	LaDainian Tomlinson (SD)	8	2001-08

SPECIAL TEAMS PLAYER NOTES

SOARING WITH SAM



P Sam Koch, a 2010 Pro Bowl alternate, owns a 44.3 career gross average and 38.2 career net average, both marks that rank first in Ravens history. In 2011, Koch posted a career-high and Ravens franchise-record 46.5 gross average, breaking his previous mark of 45.0 (2008 season).

CAREER GROSS PUNTING AVG. (Ravens History)

Rk.	Player	Avg.
1.	Sam Koch	44.3
2.	Greg Montgomery	43.2
3.	Dave Zastudil	41.6

CAREER NET PUNTING AVG. (Ravens History)

Rk.	Player	Avg.
1.	Sam Koch	38.2
2.	Greg Montgomery	37.2
3.	Kyle Richardson	35.4

PINNING 'EM DEEP

P Sam Koch is the Ravens' all-time leader in punts inside the 20 (currently has 180 during his career). In 2010, he posted 39 boots inside the 20, which were the NFL's second most and tied for sixth best all time in league history.

PUNTS INSIDE THE 20 (Ravens History)

Rk.	Player	In 20
1.	Sam Koch	180
2.	Kyle Richardson	128
3.	Dave Zastudil	89

PUNTS INSIDE THE 20 (2010 NFL Season)

Rk.	Player	In 20
1.	Steve Weatherford	42
2.	Sam Koch	39
3.	Andy Lee	34

Koch Quick Hits:

- In 2011, Koch placed 21 punts inside the 20 while averaging a career-high 46.5 yards per boot, which ranked 10th in the NFL.
- In 2010, Koch (39) tied (Kyle Richardson, 1999) for the most single-season punts inside the 20 in Ravens history.

KOCH AMONG THE BEST

Since entering the NFL in 2006, **P Sam Koch's** 180 punts inside the 20 rank second in the league.

NFL PUNTS INSIDE THE 20 (Since 2006)

Rk.	Player	In 20
1.	Dustin Colquitt (KC)	194
2.	Sam Koch (Bal.)	180
3.	Andy Lee (SF)	179
4.	Donnie Jones (Hou.)	172
	Chris Kluwe (Min.)	172

KICKER TUCKER



Rookie free agent **K Justin Tucker** earned the starting kicking job after a training camp battle with veteran Billy Cundiff. A versatile performer who kicked in a variety of roles during his four seasons at Texas, he handled kickoffs in 52 games, punting duties in 41 contests and placekicking efforts in 25 games.

At Texas, he had 191 career points, making 40 of 48 FGAs (83.3%) and all 71 PATs. His 83.3% FG mark is tied for third all time at UT.

TUCKER'S COLLEGIATE PLACEKICKING STATISTICS (Texas: 2010-11)

Year	1-19	20-29	30-39	40-49	50+	Total	Pct.	LG	PAT	Pts
2010	0-0	12-12	5-6	5-7	1-2	23-27	85.2	51	27-27	96
2011	0-0	6-6	6-9	4-4	1-2	17-21	80.9	52	44-44	95
Career	0-0	18-18	11-15	9-11	2-4	40-48	83.8	52	71-71	191

TUCKER'S NFL NUMBERS

12/13

Field goals **K Justin Tucker** has kicked and connected on through six games this season, including Week 3's 27-yard game-winner as time expired vs. New England.

22

Kickoff touchbacks by Tucker this season, tying Atlanta's Matt Boshier for the NFL's fourth most this season.

53

Points by Tucker in 2012, tied (Shayne Graham) for sixth in the NFL.

51, 56


FG longs by Tucker in Week 2 at Philly, making him the first Ravens kicker to ever hit 2 50-plus FGs in a game. Tucker's 56-yarder ties a Ravens' record (Wade Richey, 9/14/03 vs. Cle.).

TUCKER SETS ROOKIE MARK

In the Ravens' Week 2 game at Philadelphia, **K Justin Tucker** became the first rookie in NFL history to make 3 FGs of 48-or-more yards in a single game. Tucker nailed attempts of 48, 51 and 56 yards.

To follow up Tucker's performance just two games later, Rams rookie K Greg Zuerlein joined Tucker in the elite "48+ Club," when he connected on boots of 48, 58 and 60 yards in Week 4 vs. Seattle.

JACOBY'S JAUNTS



Since entering the NFL in 2007, **WR/RS Jacoby Jones** has registered the NFL's second-most PR yards (1,892 on 187 returns). Jones has returned 3 punts for TDs during this time and posted a 10.1-yard average. He also owns 7 punt returns of 50-or-more yards, including three 70-plus-yarders that produced TDs.

NFL PUNT RETURN YARDS (Since 2007)

Rk.	Player	PR	Yards	Avg.	Long	TD
1.	Devin Hester	170	2,140	12.6	89t	9
2.	Jacoby Jones	187	1,892	10.1	79t	3
3.	Joshua Cribbs	164	1,857	11.3	84t	3
4.	Leon Washington	129	1,347	10.4	84	0
5.	DeSean Jackson	117	1,223	10.5	85t	4



In Week 6's victory vs. Dallas, **WR/RS Jacoby Jones** posted an NFL-record 108-yard KOR-TD, tying Ellis Hobbs and Randall Cobb for the longest in NFL history. Jones' score marks his 5th-career return TD (3 PR and 2 KOR), as he also had a 95-yard KOR-TD on 10/4/09 vs. Oakland. It also was the 6th KOR-TD in Ravens history (last was by **WR/RS David Reed** on 12/13/10 at Houston – 103 yards).

LONGEST KICKOFF RETURNS (NFL History)


Rk.	Player	KOR Long	Game/Date
1.	Jacoby Jones (Bal.)	108t	10/14/12 vs. Dal.
	Randall Cobb (GB)	108t	9/8/11 vs. NO
	Ellis Hobbs (NE)	108t	9/9/07 at NYJ

RAVENS IN OUR COMMUNITY

LIVE POSITIVELY: GET THE BALL ROLLING EVENT

The Baltimore Ravens and Coca-Cola partnered once again to promote active, healthy living among youth in the Baltimore area. The Live Positively: Get the Ball Rolling Fit Clinic was held on Tuesday (10/9) at M&T Bank Stadium.

Ravens president **Dick Cass** addressed the participants and highlighted the efforts of both organizations to encourage physical activity and nutrition education. Following the presentation, **TEs Ed Dickson** and **Dennis Pitta** led fitness drills for the children that amplified the important messages of eating right, being active and leading a balanced healthy lifestyle.



NFL PLAY 60



The Baltimore Ravens took part in their third and final *PLAY 60* School assembly on Tuesday (10/9) at Windsor Mill Middle School. The assembly served as a kickoff to the school's NFL's *PLAY 60* program that is designed to encourage kids to be active for at least 60 minutes a day in order to help reverse the trend of childhood obesity.

LB Brendon Ayanbadejo joined Poe and Ravens cheerleaders in challenging local students to be physically active for at least an hour every day through the incentive-based system. In-classroom tracking materials and individual student guides were distributed for students to record their physical activity during the four-week program. Prizes awarded in the program include water bottles, foam footballs, basketball hoops and yoga mats, and one student from the program will be invited to the Ravens-Steelers game (12/2) to take part in a pre-game recognition ceremony. In addition, top performers from participating schools will attend a prize luncheon in the spring of 2013.



LB Brendon Ayanbadejo





JOHN HARBAUGH MONDAY PRESS CONFERENCE

Opening statement: “A couple of announcements on injuries: We had a number of minor things that guys are tweaking right now that should be fine. But, the two major things: ‘Webby’ [Lardarius Webb] does indeed have an ACL tear. So, he’ll be out for the season, and Ray [Lewis] has a triceps tear – a complete tear. So, he’ll be out for the season. We just found that out in the last five minutes. As far as the game goes, [it was] just an exciting game. [It was a] great football game. I had a chance to go home for the first time – because we had a 1 o’clock game where we weren’t traveling – and I had a chance to see the 4 o’clock games and then the night game. And I’ll tell you what, this NFL is a crazy league, isn’t it? It’s a crazy league. That’s what makes it great, and every game is just like our game. It’s up and down, it’s exciting, it’s back and forth. That’s what makes it so great. So, we were a part of that, and we found a way to win, and we’re proud of that. We have some things we need to work on, obviously. Our No. 1 priority is going to be stopping the run on defense. We have to stop the run. That’s something that we take great pride in. Our guys know that. We all feel that way, and we’ll go to work on that.”

Considering you’re 5-1, and a lot of teams would love to be there, but considering the high-profile injuries you have, when you got the guys together today, what was their mood? (Joe Platania) “It was good. The guys were in a good mood. I’m not a great judge of mood. Again, you ask me to put a factor on it. Our guys are practical. Our guys understand what it means to win. The best you can do in any week – the best you can do – is win a game. You can be 1-0; that’s the best you can do. The worst you can do is be 0-1. No matter what the score is or what the mood might be or the things you have to work on, that in the end, is the bottom line, and we accounted for that. So, our guys feel good about that. Within that, we’ve got to do all the things we need to do to be as good as we can be next week to find a way to win the next game, and that’s whether you win or lose the previous game. Our guys are realists, and they know we all need to go to work to improve, and that wouldn’t be any different no matter what the outcome was.”

John, just from a personnel standpoint, what does it mean to lose those guys, and from a leadership standpoint as well? How do you feel about your other guys’ chances to fill in? (Aaron Wilson) “I feel great about our guys’ chances to fill in. That’s something that we’ve been able to do in the past. That’s what you have to be able to do. Obviously, that’s going to define what we are able to accomplish this year. So, that’s something that we are going to need to do – from a leadership standpoint and from a playing standpoint. Our chances of doing it? I don’t put odds on it. That’s just something that we are going to have to get done.”

Just your thoughts on Jimmy Smith and Dannell Ellerbe and what kind of football players those guys are. (Aaron Wilson) “They are very good football players. I feel very strongly about both of those two players – Jimmy and Dannell. They’ll do well. I’m very confident in those guys.”

The improvements you are talking about in sort of an overview way, with the CBA and the limit of 14 practices through the regular season, can you talk about, as you want to improve technique and work these guys in, how it limits you with the lack of live practice? (Drew Forrester) “It does, but the thing that we’ve found in this league [and] as physical as these games are, no matter what the CBA would allow you to do, there is only so much that you can do from a physical standpoint. There’s only so much banging that guys can take at this level. So, we’ve got to do it in other ways. Tackling is something that we can improve on. We can improve by emphasizing it, and we’ll talk about some of the fundamental things. It’s also relationships to the ball carrier, relationships on blocks, relationships on the other defenders [and] being coordinated on that – attention to detail on assignment. We can be a lot better. Also, a big part of it is us as coaches; it’s understanding what our guys are capable of doing from a scheme standpoint, what they are capable of doing well, how they can play fast within the context of the scheme. So, those are things we’ll have to do a good job with.”

Have you talked to Ray since the news came out that it is a complete tear? (Jamison Hensley) “No, I just heard in the last five minutes, walking through the training room.”

So, not knowing what he is thinking, I think the next question is, knowing that he is 37 years old, do you think this could be the last of Ray? Or, do you think he will be able to come back next season? (Jamison Hensley) “I’m not going to make any comment on that. I understand you asking it. That’s for Ray to speak on. I admire Ray Lewis. I’ve said that many times. Everybody in this room does. Anybody that knows him feels that way about him. So, I’ll be looking forward to seeing what he says about that.”

John, after reviewing the film, with the run defense, were some of those things correctable up front, or is it something to be concerned about now that you have Houston coming up? (Jason Butt) “Well, it’s both. It’s all correctable, and it’s all something to be concerned with because you have to correct it. You’ve got Houston, which is one of the top rushing offenses in the National



Football League. We've seen them before. We played them twice last year. It seems like we've played them a bunch. We played them three times down there, out of four, in the last few years. They've been running the same scheme the whole time. [They are an] incredibly physical, aggressive front with the scheme they run, and we're going to have to really be a lot better than we've been the last few weeks."

John, with Jimmy Smith, Corey Graham and Chykie Brown all seeing extensive time yesterday, what did you see from them after Webb's injury? (Matt Zenitz) "I thought they played well. There were challenges out there, and they acquitted themselves well. There are things that they'll tell you that they can get better at that we will work on, but it's always a fight. You have a lot of good receivers over there and a great quarterback, so it was a back-and-forth battle, but they did well."

John, is it a relief that Haloti Ngata's injury is minor? (Aaron Wilson) "A relief? Sure. Absolutely. I am very grateful for that."

With Lewis' injury this year, and how last year you were able to survive and go 4-0 without him, does that have any bearing on what happens this year, and how who stepped up and how it's done? (Brett Hollander) "[That's] probably something that would give some guys some confidence. Some guys probably feel good about that. The guys who are going to be playing are the same guys that stepped in and played last year, to a large extent. Those guys have played a lot of football. We have a lot of confidence in those guys. You are talking about Jameel [McClain], Dannell [Ellerbe], of course Albert [McClellan] if he slides inside and plays [there] a little bit. We'll just have to see how that goes. So, we feel good about that."

Do you anticipate needing more corners? Or, do you think that you have enough corners now with the guys you have? (Aaron Wilson) "You always need more corners. We always need more of everything. So, we'll have to decide where we feel we mostly need another guy, who we have available on our practice roster and who's available out there. The most important thing is going to be getting the best player in here that we can, whoever that is. We'll probably lean towards whoever the best player available is."

Coach, it seemed as if one of the bigger problems with the run defense was [the Cowboys'] offensive linemen getting to the next level. Would you agree with that assessment, and where does Terrell Suggs play a role with that when he gets back? (Robert Klemko) "Terrell is more of an edge-setter than he is keeping interior linemen off of the linebackers. He'll set a really good edge, obviously. Actually, we've been very good there. That's not been an issue for us. Those guys have done an excellent job of setting the edge. As far as guys getting up on linebackers, that's a concern for us. Linebackers playing downhill and taking those guys off of blocks is another part of that. There are plenty of times we did it well, and many times we didn't. So, all of those things come into play."

John, you guys have said all along that you'll take a cautious approach with Suggs. With that being said, he is eligible to begin practicing. Do you expect him to be on the field with you guys, whether it's very small activity? (Aaron Wilson) "We haven't decided that yet. He'd be eligible this week, with the PUP [physically unable to perform] rules, to start practicing. At that time, you have a three-week window. Whenever you take that player off the PUP list, you have a three-week window to either bring him on your active 53 [-man roster] or not. So, we'll make that decision, obviously, by Wednesday, and we'll just have to see where we're at then and see how he is doing."

John, is time of possession a factor for you? You're still putting up points, but obviously your defense is on the field a lot more than your offense right now. Where does that fit in on your importance level? (Mark Zinno) "It's important. You certainly don't want to be 40:00/20:00. If it's 31:00/29:00 or something like that, it's not that big of a deal, and it goes on both [offense and defense]. But I always believe it starts with the defense. Being a defensive guy, I guess, and thinking that way a little bit more, you take it on your own shoulders and say, 'Let's get off the field.' If we get off the field, we're off the field. If we allow them to convert and those kind of things, run the ball on first down, then they'll get a chance to stay on the field."

Coach, it seems like a bunch of games every week are decided by the field goal kicker, and the big thing is do you "ice" the guy, do you not "ice" the guy? Yesterday you didn't, and it worked out. Is there hunch there? How were you playing that at the end? (Drew Forrester) "I was impressed. I think everybody on that side of the stands, all at the same time, it seems like they did a big (makes a sound/motion as if the crowd was blowing the ball wide left) in unison. We were playing for the wind, I guess. (laughter) I don't know. There really is no plan."

Did you think about calling a timeout? (Drew Forrester) "Not really, no. [Dan Bailey] makes it or not."



This is [Lardarius] Webb's second ACL tear at home. A lot of players have been vocal about potential field turf vs. grass and causing some injuries. Do you think that the turf has anything to do with it? **(Kris Jones)** "I don't know. I'll leave that to the studies. We've seen some studies, and they kind of go both ways on that. I have no comment on that right now, but it's a valid conversation, and it should always be had – what makes for the safest playing surfaces for these guys."

John, this is a chance for the guys on "D" to step up, obviously, with the injuries, but how important is it for [Joe] Flacco and the offense to kind of take up some of the burden, too? (A.J. Perez) "It's big. You win as a team. You say, 'You win as a team, and you lose as a team,' and it's kind of funny because most of the times when you make that statement, it's after a loss. It's probably a good thing to remember after a win. You win as a team, also. There have been many, many times where we have won because our defense has carried a heavy, heavy burden over the years. For our offense to carry some of that burden, for our special teams to carry some of that burden, is a great thing. I'm quite sure our defense is going to be doing the same throughout the course of the season. We have a lot of confidence in those guys. We're going to play really good defense as the year goes on."

How much have you seen a team rally behind having so many key injuries like this? You had them last year and what not. Have you seen a team kind of rally behind them? (Ryan Mink) "I can't remember."

You mentioned [Terrell] Suggs being undecided if he is going to practice this week. Does the same go for David Reed – with David Reed being eligible to come off PUP? (Garrett Downing) "Same thing with David Reed coming off PUP, yes same thing. We will just have to see where he is at this week. Some of it has to do with the need that we have and that kind of thing, so we will just have to see where we are at."

Because you heard this five minutes ago, you don't know the details of whether there is surgery or any of that? That's still too early? (Jeff Zrebiec) "I assume it is, but no details on that. As I was walking through the training room, [head certified athletic trainer] Mark [Smith] grabbed me, and he just got the phone call on the MRI. [Senior vice president of public and community relations] Kevin [Byrne] can vouch for that. [That's] exactly what happened. I see some skepticism out there. *(laughter)* It's not a cover up."

John, I know, obviously, a very talented defense in Dallas ... How do you think the offense did against them yesterday? (Matt Zenitz) "The offense did well. The only two times that they didn't move the ball were when we were backed up. So, the offense played well. We had to keep a great outside linebacker in check, and we did that. We had to keep a great middle linebacker in check – we did that. I thought we played well."

Can you describe the strides Lardarius Webb had made since tearing his ACL the first time? (Robert Klemko) "To me, Lardarius, he'd become one of the premier corners in the league. I'm biased. I'd say he's the best. Maybe some other people would question that, but I don't question it. I see him every day. I wouldn't take anybody over Lardarius Webb. He will be back. He's been through this before. He will rehab like crazy, and he'll be back next year stronger than ever. He's just that kind of guy."

Can you characterize how you felt when you already know that Webb's out, and then five minutes ago you get the news that you lose your middle linebacker? Do you just shrug your shoulders and turn the page, or are you bummed? (David Ginsburg) *(laughter)* "Wow. I would rather not characterize my emotions, because I'm disappointed for those guys. It doesn't matter how I or somebody else feels about it – it's their thing. These are guys that put so much effort, heart and soul into what they do. Lardarius, yesterday, was distraught. I could see it when I walked on the field on his face. He kind of knew, because he's been through it before. I just felt like he knew. He was just beside himself. Ray in the locker room afterwards, we didn't know, but he was worried about it. He said some things about his faith. He goes back to his faith, and he said some things that I'll never forget. When you face adversity ... You look at his situation and what he's accomplished and what he was hoping to accomplish this year ... He's going to have to accomplish those things in different ways, because that's the way it's gone. He puts his faith in providence. That's where he's going to go with that. Your heart goes out to those guys."

John, winning close games is important, as it could come down to the difference of being 12-4 or 8-8. And you've won close games in the last two weeks, so you can build on that, right? (Mark Zinno) "Absolutely. Look at the [Baltimore] Orioles. How many [close games] did they win? You're going to have them, [so] it's better to win them. And that's something that we all need to understand as we build our football team. There is no seven-game series. There is no five-game series in football. When you get to the playoffs, or you get to the end of the year in December when you have to play football, it's a one-game series. It's a one-game and one-week series, and if you win it, it counts for seven; it counts for four-out-of-seven, I guess you'd have to say. So, it's important to understand how to win a close football game. Our guys have done that so far this year, and we're going to need to



keep doing that. Sure, we'd like to have some that weren't so close – it'd probably be better for all of us – and we'll do our best to try to do that, but it's tough. It's a tough league, and our guys have done a nice job with the close games."

Did you have a chance to say anything to [honorary captain and Orioles manager] Buck [Showalter] yesterday? (Drew Forrester)

"All of a sudden, I looked back and, bam, there he was. It's like, 'That's Buck Showalter!' 'Hey, Buck! I think you're great!' I said, 'Hey, we've got to talk. We've got to talk.' So, he's like, 'Yeah, OK, good luck.' I'll tell you – I don't know, you'd have to ask him – but this is my take on it: He was a little bit taken aback by the response of the crowd – both on the field and when you saw him up top in the suite up there. It looked to me like he was pretty moved by it. It was really cool."

John, everything seemed to click on Jacoby [Jones'] kickoff return. What does that say about the blocking and the improvements you guys have made on special teams, and also what does it say just about his natural ability? (Matt Vense)

"It says both. We've been really close on the returns, we feel like, all year. We've said that before, but it doesn't mean much until you break one. We had another one that was about gone, too – the one up the right sideline there. He's got a great knack for it. He's got great acceleration, and he's really strong, and he's got a great knack for hitting the hole. The hole doesn't stay open for long, and he's got a feel for that. So, it says that we're a threat in the return game. We felt like we needed to be, and it's going to have to be something that's going to be important this year as we go forward."

With you and Houston both 5-1, do you look at this game in the early half of the season kind of to determine the class of the AFC at this point? (Garrett Downing)

"No, not really. I don't look at it like that. Is there a follow-up on that?"

How would you characterize it? (Garrett Downing)

"I would characterize it that we're going to go play a game. It's going to count at the end, and it's going to matter on our record and it's going to matter on their record when it all comes down at the end. All those kind of characterizations, they just don't mean that much to us. What difference does it make? You add them up as you go."

John, with Lardarius Webb, we saw him play inside at the nickel. Is that a role that you kind of envision for Corey Graham? We saw him do that quite a bit in the preseason and training camp. (Luke Jones)

"Corey has been in there. Corey will do a good job in there, and he won't be the only one. We've got a couple guys who can play in there. Asa [Jackson] will be a part of that, and we'll just have to see how it goes. The thing I like about Corey is he can play outside, he can play inside, and he can play safety. So, he gives us a lot of versatility there."

Could [Albert] McClellan's role change, too, with Ray [being out]? (Jeff Zrebiec)

"McClellan can play outside and he can play inside. So, that gives us some versatility there, too."

ALPHABETICAL ROSTER

Updated Oct. 16, 2012

No.	Name	Pos.	Ht.	Wt.	Birthdate	Exp.	College	Hometown
35	Allen, Anthony	RB	6-1	223	8/6/88	2	Georgia Tech	Tampa, FL
51	Ayanbadejo, Brendon	LB	6-1	225	9/7/76	10	UCLA	Santa Cruz, CA
86	Bajema, Billy	TE	6-4	259	10/31/82	8	Oklahoma State	Oklahoma City, OK
77	Birk, Matt	C	6-4	310	7/23/76	15	Harvard	St. Paul, MN
81	Boldin, Anquan	WR	6-1	220	10/3/80	10	Florida State	Pahokee, FL
23	Brown, Chykie	CB	5-11	190	12/26/86	2	Texas	Houston, TX
62	Cody, Terrence	NT	6-4	341	6/28/88	3	Alabama	Fort Myers, FL
37	Considine, Sean	S	6-0	212	12/17/82	8	Iowa	Byron, IL
46	Cox, Morgan	LS	6-4	241	4/26/86	3	Tennessee	Collierville, TN
84	Dickson, Ed	TE	6-4	255	7/25/87	3	Oregon	Bellflower, CA
17	Doss, Tandon	WR	6-2	207	9/22/89	2	Indiana	Indianapolis, IN
59	Ellerbe, Dannel	ILB	6-1	240	11/29/85	4	Georgia	Hamlet, NC
5	Flacco, Joe	QB	6-6	245	1/16/85	5	Delaware	Audubon, NJ
66	Gradkowski, Gino	G/C	6-3	300	11/5/88	R	Delaware	Pittsburgh, PA
24	Graham, Corey	CB	6-0	196	7/25/85	6	New Hampshire	Buffalo, NY
95	Hall, Bryan	DT	6-0	291	9/12/88	1	Arkansas State	Paducah, KY
70	Harewood, Ramon	T	6-6	334	2/3/87	3	Morehouse	St. Michael, Barbados
32	Ihedigbo, James	S	6-1	214	12/3/83	6	Massachusetts	Amherst, MA
25	Jackson, Asa	CB/RS	5-10	190	12/2/89	R	Cal Poly	Sacramento, CA
97	Jones, Arthur	DE	6-3	315	6/3/86	3	Syracuse	Endicott, NY
12	Jones, Jacoby	WR/RS	6-2	220	7/11/84	6	Lane	New Orleans, LA
96	Kemoeatu, Ma'ake	NT	6-5	345	1/10/79	10	Utah	Tonga
94	Kindle, Sergio	OLB	6-3	250	9/20/87	2	Texas	Dallas, TX
4	Koch, Sam	P	6-1	218	8/13/82	7	Nebraska	Seward, NE
99	Kruger, Paul	OLB	6-4	270	2/15/86	4	Utah	Orem, UT
44	Leach, Vonta	FB	6-0	260	11/6/81	9	East Carolina	Rowland, NC
52	Lewis, Ray	ILB	6-1	240	5/15/75	17	Miami	Lakeland, FL
53	McClain, Jameel	ILB	6-1	245	7/25/85	5	Syracuse	Philadelphia, PA
50	McClellan, Albert	LB	6-2	245	6/4/86	2	Marshall	Lakeland, FL
78	McKinnie, Bryant	T	6-8	354	9/23/79	11	Miami	Woodbury, NJ
90	McPhee, Pernel	DE	6-3	280	12/17/88	2	Mississippi State	Pahokee, FL
92	Ngata, Haloti	DT	6-4	340	1/21/84	7	Oregon	Salt Lake City, UT
74	Oher, Michael	T	6-4	315	5/28/86	4	Mississippi	Memphis, TN
72	Osemele, Kelechi	G/T	6-5	335	6/24/89	R	Iowa State	Houston, TX
30	Pierce, Bernard	RB	6-0	218	5/10/90	R	Temple	Concordville, PA
88	Pitta, Dennis	TE	6-4	245	6/29/85	3	BYU	Moorpark, CA
31	Pollard, Bernard	S	6-1	225	12/23/84	7	Purdue	Fort Wayne, IN
20	Reed, Ed	S	5-11	205	9/11/78	11	Miami	St. Rose, LA
76	Reid, Jah	T	6-7	340	7/21/88	2	Central Florida	Haines City, FL
27	Rice, Ray	RB	5-8	212	1/22/87	5	Rutgers	New Rochelle, NY
22	Smith, Jimmy	CB	6-2	205	7/26/88	2	Colorado	Colton, CA
82	Smith, Torrey	WR	6-0	205	1/26/89	2	Maryland	Falmouth, VA
2	Taylor, Tyrod	QB	6-1	215	8/3/89	2	Virginia Tech	Hampton, VA
33	Thompson, Christian	S	6-0	211	6/14/90	R	South Carolina St.	North Lauderdale, FL
83	Thompson, Deonte	WR	6-0	203	2/14/89	R	Florida	Belle Glades, FL
9	Tucker, Justin	K	6-0	180	11/21/89	R	Texas	Austin, TX
93	Tyson, DeAngelo	DE	6-2	310	4/12/89	R	Georgia	Statesboro, GA
91	Upshaw, Courtney	OLB	6-2	272	12/13/89	R	Alabama	Eufaula, AL
21	Webb, Lardarius	CB/RS	5-10	182	10/12/85	4	Nicholls State	Opelika, AL
63	Williams, Bobbie	G	6-4	345	9/25/76	13	Arkansas	Jefferson, TX
29	Williams, Cary	CB	6-1	190	12/23/84	5	Washburn	Hollywood, FL
15	Williams, LaQuan	WR	6-0	195	6/27/88	2	Maryland	Baltimore, MD
73	Yanda, Marshal	G/T	6-3	315	9/15/84	6	Iowa	Anamosa, IA

Practice Squad

38	Brown, Omar	S	5-11	195	6/6/88	R	Marshall	Moncks Corner, SC
56	Bynes, Josh	LB	6-1	240	8/24/89	1	Auburn	Lauderdale Lakes, FL
69	Cornell, Jack	G/T	6-6	320	6/4/89	R	Illinois	Quincy, IL
10	Dixon, Dennis	QB	6-3	209	1/11/85	4	Oregon	San Leandro, CA
54	Hamilton, Adrian	LB	6-3	251	11/29/87	R	Prairie View A&M	Dallas, TX
41	Levine, Anthony	DB	5-11	203	3/27/87	1	Tennessee State	Winston Salem, NC
60	McClain, Antoine	G	6-5	336	12/6/89	R	Clemson	Anniston, AL
34	Rainey, Bobby	RB	5-8	212	10/16/87	R	Western Kentucky	Griffin, GA

Physically Unable to Perform (PUP)

16	Reed, David (knee)	WR/RS	6-0	190	3/22/87	3	Utah	New Britain, CT
55	Suggs, Terrell (Achilles)	OLB	6-3	260	10/11/82	10	Arizona State	Chandler, AZ

Injured Reserve

28	Berry, Damien (neck/shoulder)	RB	5-10	223	10/21/88	1	Miami	Belle Glade, FL
47	Brown, Ricky (head)	LB	6-2	235	12/27/83	7	Boston College	Cincinnati, OH
26	Cook, Emanuel (leg)	S	5-10	200	1/20/88	3	South Carolina	Riviera Beach, FL
58	McAdoo, Michael (Achilles)	OLB	6-7	245	7/9/90	2	North Carolina	Antioch, TN
98	McBean, Ryan (ankle)	DT	6-5	305	4/23/84	5	Oklahoma State	Euleus, TX
11	Streeter, Tommy (foot)	WR	6-5	220	10/7/89	R	Miami	Miami, FL

NUMERICAL ROSTER

Updated Oct. 16, 2012

No.	Name	Pos.	Ht.	Wt.	Birthdate	Exp.	College	How Acq.	----- 2012 Games -----			
									P	S	DNP	INA
2	Tyrod Taylor	QB	6-1	215	8/3/89	2	Virginia Tech	D6 '11	3	0	3	0
4	Sam Koch	P	6-1	218	8/13/82	7	Nebraska	D6a '06	6	0	0	0
5	Joe Flacco	QB	6-6	245	1/16/85	5	Delaware	D1 '08	6	6	0	0
9	Justin Tucker	K	6-0	180	11/21/89	3	Texas	FA '12	6	0	0	0
12	Jacoby Jones	WR/RS	6-2	220	7/11/84	6	Lane	FA '12	6	2	0	0
15	LaQuan Williams	WR	6-0	195	6/27/88	2	Maryland	FA '11	2	0	0	4
17	Tandon Doss	WR	6-2	207	9/22/89	2	Indiana	D4 '11	6	0	0	0
20	Ed Reed	S	5-11	205	9/11/78	11	Miami	D1 '02	6	6	0	0
21	Lardarius Webb	CB/RS	5-10	182	10/12/85	4	Nicholls State	D3 '09	6	6	0	0
22	Jimmy Smith	CB	6-2	205	7/26/88	2	Colorado	D1 '11	6	0	0	0
23	Chykie Brown	CB	5-11	190	12/26/86	2	Texas	D5a '11	6	0	0	0
24	Corey Graham	CB	6-0	196	7/25/85	6	New Hampshire	UFA (CHI) '12	6	0	0	0
25	Asa Jackson	CB/RS	5-10	190	12/2/89	R	Cal Poly	D5 '12	0	0	0	6
27	Ray Rice	RB	5-8	212	1/22/87	5	Rutgers	D2 '08	6	6	0	0
29	Cary Williams	CB	6-1	190	12/23/84	5	Washburn	FA '09	6	6	0	0
30	Bernard Pierce	RB	6-0	218	5/10/90	R	Temple	D3 '12	6	0	0	0
31	Bernard Pollard	S	6-1	225	12/23/84	7	Purdue	UFA (HOU) '11	6	6	0	0
32	James Ihedigbo	S	6-1	214	12/3/83	6	Massachusetts	FA '12	6	0	0	0
33	Christian Thompson	S	6-0	211	6/14/90	R	South Carolina St.	D4b '12	5	0	0	1
35	Anthony Allen	RB	6-1	223	8/6/88	2	Georgia Tech	D7 '11	6	0	0	0
37	Sean Considine	S	6-0	212	12/17/82	8	Iowa	UFA (ARI) '12	6	0	0	0
44	Vonta Leach	FB	6-0	260	11/6/81	9	East Carolina	UFA (HOU) '11	6	3	0	0
46	Morgan Cox	LS	6-4	241	4/26/86	3	Tennessee	FA '10	6	0	0	0
50	Albert McClellan	LB	6-2	245	6/4/86	2	Marshall	FA '10	6	6	0	0
51	Brendon Ayanbadejo	LB	6-1	225	9/6/76	10	UCLA	UFA (CHI) '08	6	0	0	0
52	Ray Lewis	ILB	6-1	240	5/15/75	17	Miami	D1b '96	6	6	0	0
53	Jameel McClain	ILB	6-1	245	7/25/85	5	Syracuse	FA '08	6	6	0	0
59	Dannell Ellerbe	ILB	6-1	240	11/29/85	4	Georgia	FA '09	6	0	0	0
62	Terrence Cody	NT	6-4	341	6/28/88	3	Alabama	D2b '10	6	0	0	0
63	Bobbie Williams	G	6-4	345	9/25/76	13	Arkansas	FA '12	6	1	0	0
66	Gino Gradkowski	G/C	6-3	300	11/5/88	R	Delaware	D4a '12	6	0	0	0
70	Ramon Harewood	T	6-6	334	2/3/87	3	Morehouse	D6 '10	5	5	0	1
72	Kelechi Osemele	G/T	6-5	335	6/24/89	R	Iowa State	D2b '12	6	6	0	0
73	Marshal Yanda	G/T	6-3	315	9/15/84	6	Iowa	D3b '07	6	6	0	0
74	Michael Oher	T	6-4	315	5/28/86	4	Mississippi	D1 '09	6	6	0	0
76	Jah Reid	T	6-7	340	7/21/88	2	Central Florida	D3 '11	0	0	0	6
77	Matt Birk	C	6-4	310	7/23/76	15	Harvard	UFA (MIN) '09	6	6	0	0
78	Bryant McKinnie	T	6-8	354	9/23/79	11	Miami	FA '11	6	0	0	0
81	Anquan Boldin	WR	6-1	220	10/3/80	10	Florida State	TR (ARI) '10	6	6	0	0
82	Torrey Smith	WR	6-0	205	1/26/89	2	Maryland	D2 '11	6	6	0	0
83	Deonte Thompson	WR	6-0	203	2/14/89	R	Florida	FA '12	5	0	0	1
84	Ed Dickson	TE	6-4	255	7/25/87	3	Oregon	D3 '10	6	4	0	0
86	Billy Bajema	TE	6-4	259	10/31/82	8	Oklahoma State	UFA (STL) '12	1	0	0	5
88	Dennis Pitta	TE	6-4	245	6/29/85	3	BYU	D4 '10	6	3	0	0
90	Pernell McPhee	DE	6-3	280	12/17/88	2	Mississippi State	D5b '11	6	6	0	0
91	Courtney Upshaw	OLB	6-2	272	12/13/89	R	Alabama	D2a '12	6	5	0	0
92	Haloti Ngata	DT	6-4	340	1/21/84	7	Oregon	D1 '06	6	6	0	0
93	DeAngelo Tyson	DE	6-2	310	4/12/89	R	Georgia	D7 '12	0	0	0	6
94	Sergio Kindle	OLB	6-3	250	9/20/87	2	Texas	D2a '10	1	0	0	5
95	Bryan Hall	DT	6-0	291	9/12/88	1	Arkansas State	FA '11	0	0	0	6
96	Ma'ake Kemoeatu	NT	6-5	345	1/10/79	10	Utah	FA '12	6	6	0	0
97	Arthur Jones	DE	6-3	315	6/3/86	3	Syracuse	D5b '10	6	0	0	0
99	Paul Kruger	OLB	6-4	270	2/15/86	4	Utah	D2 '09	5	1	0	1
Practice Squad												
10	Dennis Dixon	QB	6-3	209	1/11/85	4	Oregon	FA '12	0	0	0	0
34	Bobby Rainey	RB	5-8	212	10/16/87	R	Western Kentucky	FA '12	0	0	0	0
38	Omar Brown	S	5-11	195	6/6/88	R	Marshall	FA '12	0	0	0	0
41	Anthony Levine	DB	5-11	203	3/27/87	1	Tennessee State	FA '12	0	0	0	0
54	Adrian Hamilton	LB	6-3	251	11/29/87	R	Prairie View A&M	FA '12	0	0	0	0
56	Josh Bynes	LB	6-1	240	8/24/89	1	Auburn	FA '11	0	0	0	0
60	Antoine McClain	G	6-5	336	12/6/89	R	Clemson	FA '12	0	0	0	0
69	Jack Cornell	G/T	6-6	320	6/4/89	R	Illinois	FA '12	0	0	0	0
Physically Unable to Perform (PUP)												
16	David Reed (knee)	WR/RS	6-0	190	3/22/87	3	Utah	D5a '10	0	0	0	0
55	Terrell Suggs (Achilles)	OLB	6-3	260	10/11/82	10	Arizona State	D1a '03	0	0	0	0
Injured Reserve												
11	Tommy Streeter (foot)	WR	6-5	220	10/7/89	R	Miami	D6 '12	0	0	0	0
26	Emanuel Cook (leg)	S	5-10	200	1/20/88	3	South Carolina	FA '11	0	0	0	0
28	Damien Berry (neck/shoulder)	RB	5-10	223	10/21/88	1	Miami	FA '11	0	0	0	0
47	Ricky Brown (head)	LB	6-2	235	12/27/83	7	Boston College	FA '12	0	0	0	0
58	Michael McAdoo (Achilles)	OLB	6-7	245	7/9/90	2	North Carolina	FA '11	0	0	0	0
98	Ryan McBean (ankle)	DT	6-5	305	4/23/84	5	Oklahoma State	FA '12	0	0	0	0

POSITIONAL ROSTER

Updated Oct. 16, 2012

QUARTERBACKS

2 Tyrod Taylor QB
5 Joe Flacco QB

WIDE RECEIVERS

12 Jacoby Jones WR/RS
15 LaQuan Williams WR
17 Tandon Doss WR
81 Anquan Boldin WR
82 Torrey Smith WR
83 Deonte Thompson WR

RUNNING BACKS

27 Ray Rice RB
30 Bernard Pierce RB
35 Anthony Allen RB
44 Vonta Leach FB

TIGHT ENDS

84 Ed Dickson TE
86 Billy Bajema TE
88 Dennis Pitta TE

OFFENSIVE LINE

63 Bobbie Williams G
66 Gino Gradkowski G/C
70 Ramon Harewood T
72 Kelechi Osemele G/T
73 Marshal Yanda G/T
74 Michael Oher T
76 Jah Reid T
77 Matt Birk C
78 Bryant McKinnie T

SECONDARY

20 Ed Reed S
21 Lardarius Webb CB/RS
22 Jimmy Smith CB
23 Chykie Brown CB
24 Corey Graham CB
25 Asa Jackson CB/RS
29 Cary Williams CB
31 Bernard Pollard S
32 James Ihedigbo S
33 Christian Thompson S
37 Sean Considine S

LINEBACKERS

50 Albert McClellan LB
51 Brendon Ayanbadejo LB
52 Ray Lewis ILB
53 Jameel McClain ILB
59 Dannell Ellerbe ILB
91 Courtney Upshaw OLB
94 Sergio Kindle OLB
99 Paul Kruger OLB

DEFENSIVE LINE

62 Terrence Cody NT
90 Pernell McPhee DE
92 Haloti Ngata DT
93 DeAngelo Tyson DE
95 Bryan Hall DT
96 Ma'ake Kemoeatu NT
97 Arthur Jones DE

SPECIALISTS

4 Sam Koch P
9 Justin Tucker K
46 Morgan Cox LS

PRACTICE SQUAD

10 Dennis Dixon QB
34 Bobby Rainey RB
38 Omar Brown S
41 Anthony Levine DB
54 Adrian Hamilton LB
56 Josh Bynes LB
60 Antoine McClain G
69 Jack Cornell G/T

PHYSICALLY UNABLE TO PERFORM (PUP)

16 David Reed (knee) WR/RS
55 Terrell Suggs (Achilles) OLB

RESERVE/INJURED

11 Tommy Streater (foot) WR
26 Emanuel Cook (leg) S
28 Damien Berry (neck/shoulder) RB
47 Ricky Brown (head) LB
58 Michael McAdoo (Achilles) OLB
98 Ryan McBean (ankle) DT

2012 COACHING STAFF

John Harbaugh Head Coach
Jerry Rosburg Assistant Head Coach/Special Teams Coordinator
Cam Cameron Offensive Coordinator
Dean Pees Defensive Coordinator
Teryl Austin Secondary
Juney Barnett Assistant Strength and Conditioning
Clarence Brooks Defensive Line
Jason Brooks Offensive Quality Control
Randy Brown Kicking Consultant
Jim Caldwell Quarterbacks
Wade Harman Tight Ends

Chris Hewitt Assistant Special Teams
Jim Hostler Wide Receivers
Don Martindale Inside Linebackers
Andy Moeller Offensive Line
Ted Monachino Linebackers
Wilbert Montgomery Running Backs
Bob Rogucki Strength and Conditioning
Craig Ver Steeg Senior Offensive Assistant
Todd Washington Assistant Offensive Line
Matt Weiss Defensive Quality Control

DEPTH CHART

Last updated Oct. 16 by Ravens PR staff.

OFFENSE

WR	82	Torrey Smith (6/6)	12	Jacoby Jones (6/2)	<u>83</u>	<u>Deonte Thompson (5/0)</u>
WR	81	Anquan Boldin (6/6)	17	Tandon Doss (6/0)	15	LaQuan Williams (2/0)
LT	74	Michael Oher (6/6)	78	Bryant McKinnie (6/0)		
LG	63	Bobbie Williams (6/1)	70	Ramon Harewood (5/5)		
C	77	Matt Birk (6/6)	<u>66</u>	<u>Gino Gradkowski (6/0)</u>		
RG	73	Marshal Yanda (6/6)	76	Jah Reid (0/0)		
RT	<u>72</u>	<u>Kelechi Osemele (6/6)</u>	76	Jah Reid (0/0)		
TE	88	Dennis Pitta (6/3)	84	Ed Dickson (6/4)	86	Billy Bajema (1/0)
QB	5	Joe Flacco (6/6)	2	Tyrod Taylor (3/0)		
FB	44	Vonta Leach (6/3)				
RB	27	Ray Rice (6/6)	<u>30</u>	<u>Bernard Pierce (6/0)</u>	35	Anthony Allen (6/0)

DEFENSE

DT	92	Haloti Ngata (6/6)	<u>95</u>	<u>Bryan Hall (0/0)</u>		
NT	96	Ma'ake Kemoeatu (6/6)	62	Terrence Cody (6/0)		
DE	90	Pernell McPhee (6/6)	97	Arthur Jones (6/0)	<u>93</u>	<u>DeAngelo Tyson (0/0)</u>
Rush	<u>91</u>	<u>Courtney Upshaw (6/5)</u>	99	Paul Kruger (5/1)		
Will	59	Dannell Ellerbe (6/0)	51	Brendon Ayanbadejo (6/0)		
Mike	53	Jameel McClain (6/6)	52	Ray Lewis (6/6)*		
Sam	50	Albert McClellan (6/6)	94	Sergio Kindle (1/0)		
LCB	22	Jimmy Smith (6/0)	23	Chykie Brown (6/0)	21	Lardarius Webb (6/6)*
SS	31	Bernard Pollard (6/6)	32	James Ihedigbo (6/0)	<u>33</u>	<u>Christian Thompson (5/0)</u>
FS	20	Ed Reed (6/6)	37	Sean Considine (6/0)		
RCB	29	Cary Williams (6/6)	24	Corey Graham (6/0)	<u>25</u>	<u>Asa Jackson (0/0)</u>

SPECIAL TEAMS

P	4	Sam Koch (6/0)				
K	<u>9</u>	<u>Justin Tucker (6/0)</u>				
H	4	Sam Koch (6/0)				
LS	46	Morgan Cox (6/0)				
KOR	12	Jacoby Jones (6/2)	<u>83</u>	<u>Deonte Thompson (5/0)</u>	<u>25</u>	<u>Asa Jackson (0/0)</u> 35 Anthony Allen (6/0)
PR	12	Jacoby Jones (6/2)	20	Ed Reed (6/6)	<u>25</u>	<u>Asa Jackson (0/0)</u>

(2012 Games Played/Games Started)

Rookie and 1st-Year Players Underlined

* Injured

PRONUNCIATION GUIDE

Brendon Ayanbadejo (EYE-on-bah-day-joe); **Billy Bajema** (bah-juh-MUH); **Chykie Brown** (SHOCK-ee); **Dannell Ellerbe** (duh-NELL ELL-er-bee); **James Ihedigbo** (ee-HEAD-ee-bo); **Asa Jackson** (ACE-uh); **Ma'ake Kemoeatu** (mah-AH-kay key-moy-AH-too); **Sam Koch** (Cook); **Vonta Leach** (von-TAY); **Michael McAdoo** (MACK-ah-doo); **Pernell McPhee** (purr-NELL); **Haloti Ngata** (ha-LOW-tee NAH-tah); **Michael Oher** (Oar); **Kelechi Osemele** (kah-LETCH-ee oh-SEH-muh-lee); **Dennis Pitta** (PIT-uh); **Deonte Thompson** (dee-ON-tay); **Lardarius Webb** (lahr-DARE-ee-us); **Marshal Yanda** (YAWN-da)

COACHES: **Ted Monachino** (mah-nah-KEY-no); **Bob Rogucki** (ruh-GUS-key); **Craig Ver Steeg** (ver-STEGG)

PARTICIPATION CHART

REGULAR SEASON TOTALS

Player	9/10 vs. Cin.	9/16 at Phi.	9/23 vs. NE	9/27 vs. Cle.	10/7 at KC	10/14 vs. Dal.	10/21 at Hou.	11/4 at Cle.	11/11 vs. Oak.	11/18 at Pit.	11/25 at SD	12/2 vs. Pit.	12/9 at Was.	12/16 vs. Den.	12/23 vs. NYG	12/30 at Cin.	GAMES PLAYED	GAMES STARTED	DID NOT PLAY	INACTIVE
Allen, Anthony	X	X	X	X	X	X											6	0	0	0
Ayanbadejo, Brendon	X	X	X	X	X	X											6	0	0	0
Bajema, Billy	INA	INA	INA	INA	INA	X											1	0	0	5
Berry, Damien	IR	IR	IR	IR	IR	IR											0	0	0	0
Birk, Matt	C	C	C	C	C	C											6	6	0	0
Boldin, Anquan	WR	WR	WR	WR	WR	WR											6	6	0	0
Brown, Chykie	X	X	X	X	X	X											6	0	0	0
Brown, Omar	PS	PS	PS	PS	PS	PS											0	0	0	0
Brown, Ricky	IR	IR	IR	IR	IR	IR											0	0	0	0
Bynes, Josh	PS	PS	PS	PS	PS	PS											0	0	0	0
Cody, Terrence	X	X	X	X	X	X											6	0	0	0
Considine, Sean	X	X	X	X	X	X											6	0	0	0
Cook, Emanuel	IR	IR	IR	IR	IR	IR											0	0	0	0
Cornell, Jack	PS	PS	PS	PS	PS	PS											0	0	0	0
Cox, Morgan	X	X	X	X	X	X											6	0	0	0
Dickson, Ed	X	X	TE	TE	TE	TE											6	4	0	0
Dixon, Dennis	PS	PS	PS	PS	PS	PS											0	0	0	0
Doss, Tandon	X	X	X	X	X	X											6	0	0	0
Ellerbe, Dannell	X	X	X	X	X	X											6	0	0	0
Flacco, Joe	QB	QB	QB	QB	QB	QB											6	6	0	0
Gradkowski, Gino	X	X	X	X	X	X											6	0	0	0
Graham, Corey	X	X	X	X	X	X											6	0	0	0
Hall, Bryan	INA	INA	INA	INA	INA	INA											0	0	0	6
Hamilton, Adrian	PS	PS	PS	PS	PS	PS											0	0	0	0
Harewood, Ramon	LG	LG	LG	LG	LG	INA											5	5	0	1
Ihedigbo, James	X	X	X	X	X	X											6	0	0	0
Jackson, Asa	INA	INA	INA	INA	INA	INA											0	0	0	6
Jones, Arthur	X	X	X	X	X	X											6	0	0	0
Jones, Jacoby	WR	WR	X	X	X	X											6	2	0	0
Kemoeatu, Ma'ake	NT	NT	NT	NT	NT	NT											6	6	0	0
Kindle, Sergio	INA	X	INA	INA	INA	INA											1	0	0	5
Koch, Sam	X	X	X	X	X	X											6	0	0	0
Kruger, Paul	RUSH	INA	X	X	X	X											5	1	0	1
Leach, Vonta	X	X	FB	X	FB	FB											6	3	0	0
Levine, Anthony	PS	PS	PS	PS	PS	PS											0	0	0	0
Lewis, Ray	MIKE	MIKE	MIKE	MIKE	MIKE	MIKE											6	6	0	0
McAdoo, Michael	IR	IR	IR	IR	IR	IR											0	0	0	0
McBean, Ryan	IR	IR	IR	IR	IR	IR											0	0	0	0
McClain, Antoine	PS	PS	PS	PS	PS	PS											0	0	0	0
McClain, Jameel	WILL	WILL	WILL	WILL	WILL	WILL											6	6	0	0
McClellan, Albert	SAM	SAM	SAM	SAM	SAM	SAM											6	6	0	0
McKinnie, Bryant	X	X	X	X	X	X											6	0	0	0
McPhee, Pernell	DT	DE	DE	DE	DE	DE											6	6	0	0
Ngata, Haloti	DT	DT	DT	DT	DT	DT											6	6	0	0
Oher, Michael	LT	LT	LT	LT	LT	LT											6	6	0	0
Osemele, Kelechi	RT	RT	RT	RT	RT	RT											6	6	0	0
Pierce, Bernard	X	X	X	X	X	X											6	0	0	0
Pitta, Dennis	TE	TE	X	TE	X	X											6	3	0	0
Pollard, Bernard	SS	SS	SS	SS	SS	SS											6	6	0	0
Rainey, Bobby	PS	PS	PS	PS	PS	PS											0	0	0	0
Reed, David	PUP	PUP	PUP	PUP	PUP	PUP											0	0	0	0
Reed, Ed	FS	FS	FS	FS	FS	FS											6	6	0	0
Reid, Jah	INA	INA	INA	INA	INA	INA											0	0	0	6
Rice, Ray	RB	RB	RB	RB	RB	RB											6	6	0	0
Smith, Jimmy	X	X	X	X	X	X											6	0	0	0
Smith, Torrey	WR	WR	WR	WR	WR	WR											6	6	0	0
Streeter, Tommy	IR	IR	IR	IR	IR	IR											0	0	0	0
Suggs, Terrell	PUP	PUP	PUP	PUP	PUP	PUP											0	0	0	0
Taylor, Tyrod	X	DNP	DNP	X	X	DNP											3	0	3	0
Thompson, Christian	X	X	X	X	INA	X											5	0	0	1
Thompson, Deonte	X	X	X	X	X	INA											5	0	0	1
Tucker, Justin	X	X	X	X	X	X											6	0	0	0
Tyson, DeAngelo	INA	INA	INA	INA	INA	INA											0	0	0	6
Upshaw, Courtney	X	RUSH	RUSH	RUSH	RUSH	RUSH											6	5	0	0
Webb, Lardarius	LCB	LCB	LCB	LCB	LCB	LCB											6	6	0	0
Williams, Bobbie	X	X	X	X	X	LG											6	1	0	0
Williams, Cary	RCB	RCB	RCB	RCB	RCB	RCB											6	6	0	0
Williams, LaQuan	INA	INA	INA	INA	X	X											2	0	0	4
Yanda, Marshal	RG	RG	RG	RG	RG	RG											6	6	0	0

X=substituted; IR=injured reserve; PUP=physically unable to perform; NOR=not on roster; PS=practice squad; PSIL=Practice Squad Injured List; SUS=suspended

GAME-BY-GAME STARTERS

OFFENSE												
GAME	WR	LT	LG	C	RG	RT	TE	WR	QB	RB	FB	OTHER
09/10/12	Cincinnati	Boldin	Oher	Harewood	Birk	Yanda	Osemele	Smith	Flacco	Rice	n/a	J. Jones -WR
09/16/12	at Philadelphia	Boldin	Oher	Harewood	Birk	Yanda	Osemele	Smith	Flacco	Rice	n/a	J. Jones -WR
09/23/12	New England	Boldin	Oher	Harewood	Birk	Yanda	Osemele	Smith	Flacco	Rice	Leach	n/a
09/27/12	Cleveland	Boldin	Oher	Harewood	Birk	Yanda	Osemele	Smith	Flacco	Rice	n/a	Dickson -TE
10/07/12	at Kansas City	Boldin	Oher	Harewood	Birk	Yanda	Osemele	Smith	Flacco	Rice	Leach	n/a
10/14/12	Dallas	Boldin	Oher	B. Williams	Birk	Yanda	Osemele	Smith	Flacco	Rice	Leach	n/a
10/21/12	at Houston											
11/04/12	at Cleveland											
11/11/12	Oakland											
11/18/12	at Pittsburgh											
11/25/12	at San Diego											
12/02/12	Pittsburgh											
12/09/12	at Washington											
12/16/12	Denver											
12/23/12	NY Giants											
12/30/12	at Cincinnati											

DEFENSE												
GAME	DT	DE	NT	SAM	MIKE	WILL	RUSH	RCB	LCB	SS	FS	OTHER
09/10/12	Cincinnati	Ngata	McPhee	Kemoeatu	McClellan	McClellan	Kruger	C. Williams	Webb	Pollard	Reed	n/a
09/16/12	at Philadelphia	Ngata	McPhee	Kemoeatu	McClellan	McClellan	Upshaw	C. Williams	Webb	Pollard	Reed	n/a
09/23/12	New England	Ngata	McPhee	Kemoeatu	McClellan	McClellan	Upshaw	C. Williams	Webb	Pollard	Reed	n/a
09/27/12	Cleveland	Ngata	McPhee	Kemoeatu	McClellan	McClellan	Upshaw	C. Williams	Webb	Pollard	Reed	n/a
10/07/12	at Kansas City	Ngata	McPhee	Kemoeatu	McClellan	McClellan	Upshaw	C. Williams	Webb	Pollard	Reed	n/a
10/14/12	Dallas	Ngata	McPhee	Kemoeatu	McClellan	McClellan	Upshaw	C. Williams	Webb	Pollard	Reed	n/a
10/21/12	at Houston											
11/04/12	at Cleveland											
11/11/12	Oakland											
11/18/12	at Pittsburgh											
11/25/12	at San Diego											
12/02/12	Pittsburgh											
12/09/12	at Washington											
12/16/12	Denver											
12/23/12	NY Giants											
12/30/12	at Cincinnati											

Bold denotes first NFL start

2012 TRANSACTIONS

- **Jan. 23:** Signed RB Damien Berry, WR Rodney Bradley, TE Davon Drew, DT Bryan Hall, WR/RS Phillip Livas, C Cecil Newton and WR Patrick Williams to Reserve/Future contracts.
- **Jan. 26:** Signed G Howard Barbieri and ILB Cody Glenn to Reserve/Future contracts.
- **March 2:** Designated RB Ray Rice as the team's franchise player; Terminated the contracts of CB Chris Carr and WR Lee Evans; Placed RB Ricky Williams on the Reserve/Retired list.
- **March 5:** Terminated the contract of CB Domonique Foxworth.
- **March 15:** Signed OLB Chavis Williams.
- **March 16:** Re-signed unrestricted free agent C Matt Birk.
- **March 23:** Re-signed unrestricted free agents LB Brendon Ayanbadejo and LB Jameel McClain; Signed unrestricted free agents S Sean Considine and CB Corey Graham.
- **April 6:** Signed restricted free agent CB Lardarius Webb to a six-year contract.
- **April 16:** Signed exclusive free agents G/C Justin Boren, LB Josh Byner, LS Morgan Cox, DB Danny Gorrer and OLB Sergio Kindle.
- **April 17:** Signed restricted free agent LB Dannell Ellerbe.
- **April 20:** Signed **QB Curtis Painter**.
- **April 30:** Signed **LS Patrick Scales**.
- **May 2:** Signed **NT Maake Kemoeatu**.
- **May 7:** Signed **DT Ryan McBean**; Signed restricted free agent CB Cary Williams.
- **May 11:** Signed rookie free agents **FB Jamison Berryhill**, **QB John Brantley**, **CB Charles Brown**, **S Omar Brown**, **G/T Jack Cornell**, **FB Chad Diehl**, **LB Eltoro Freeman**, **WR Devin Goda**, **WR Dorian Graham**, **DE/DT Elliott Henigan**, **NT Nicholas Jean-Baptiste**, **NT Ishmaa'ily Kitchen**, **G Antoine McClain**, **DE Terrence Moore**, **RB Brandon Pendergrass**, **TE Nick Provo**, **S Cyhl Quarles**, **RB Bobby Rainey** and **WR Deonte Thompson**
- **May 12:** Signed rookie free agent **OL Addison Lawrence**.
- **May 15:** Waived FB Jamison Berryhill, CB Charles Brown, LB Eltoro Freeman and TE Nick Provo; Signed rookie free agents **TE Matt Balasavage**, **LB Nigel Carr**, **TE Bruce Figgins**, **CB Jordan Maybin** and **QB Chester Stewart**.
- **May 16:** Waived FB Chad Diehl.
- **May 17:** Waived FB Jamison Berryhill.
- **May 29:** Waived WR Phillip Livas; Signed rookie free agent **K Justin Tucker**.
- **May 31:** Waived RB Brandon Pendergrass.
- **June 11:** Signed free agent **G Bobbie Williams**.
- **June 12:** Waived DE/DT Elliott Henigan; Signed free agent **C/G Tony Wragge**.
- **June 13:** Waived WR Rodney Bradley and LB Cody Glenn.
- **July 16:** Signed franchise player RB Ray Rice to a five-year contract.
- **July 23:** Waived G Howard Barbieri.
- **July 25:** Signed free agents **LB Darryl Blackstock**, **LB Ricky Brown** and **T Cord Howard**.
- **July 26:** Waived FB Jamison Berryhill; Signed free agent **WR Logan Payne**.
- **Aug. 1:** Waived QB John Brantley; Signed free agent **TE Billy Bajema**.
- **Aug. 3:** Waived G/T Paul Madsen.
- **Aug. 4:** Signed free agent **LB Stevie Baggs**.
- **Aug. 26:** Terminated the contract of vested veteran K Billy Cundiff; Waived TE Davon Drew, WR Devin Goda, OL Addison Lawrence, CB Jordan Mabin, C Cecil Newton, LS Patrick Scales, QB Chester Stewart and WR Patrick Williams.
- **Aug. 27:** Placed LB Stevie Baggs (leg), LB Darryl Blackstock (leg), S Emanuel Cook (leg) and DT Ryan McBean (ankle) on Injured Reserve; Placed WR/RS David Reed (knee) and OLB Terrell Suggs (Achilles) on Physically Unable to Perform list.
- **Aug. 31:** Waived RB Anthony Allen, S Omar Brown, LB Josh Byner, LB Nigel Carr, G/T Jack Cornell, WR Dorian Graham, G/T Cord Howard, NT Nicolas Jean-Baptiste, NT Ishmaa'ily Kitchen, G Antoine McClain, DE Terrence Moore, QB Curtis Painter, WR Logan Payne, S Cyhl Quarles and OLB Chavis Williams; Terminated the contract of vested veteran G Tony Wragge; Placed TE Matt Balasavage (ankle), RB Damien Berry (neck/shoulder), G/C Justin Boren (foot), LB Ricky Brown (head), TE Bruce Figgins (shoulder) and WR Tommy Streeter (foot) on Injured Reserve.
- **Sept. 1:** Signed RB Anthony Allen, S Omar Brown, LB Josh Byner, G/T Jack Cornell and G Antoine McClain to the practice squad.
- **Sept. 3:** Waived DB Danny Gorrer; Signed free agent **S James Ihedigbo** to the 53-man roster; Signed **QB Dennis Dixon**, **LB Adrian Hamilton** and **DB Anthony Levine** to the practice squad.
- **Sept. 4:** Waived (injury settlements) LB Stevie Baggs and TE Matt Balasavage.
- **Sept. 6:** Waived (injury settlement) TE Bruce Figgins.
- **Sept. 7:** Waived (injury settlements) LB Darryl Blackstock and G/C Justin Boren.
- **Sept. 10:** Waived RB Bobby Rainey and signed RB Anthony Allen from the practice squad to the 53-man roster.
- **Sept. 12:** Signed RB Bobby Rainey to the practice squad.

(Bold denotes first time player has joined the Ravens.)

HOW THE RAVENS ARE BUILT

HOW ACQUIRED

YEAR	PLAYER	ACQ.
1996	LB Ray Lewis	D1b
2002	S Ed Reed	D1
2003	<i>OLB Terrell Suggs [PUP]</i>	D1a
2006	P Sam Koch	D6a
	DT Haloti Ngata	D1
2007	G/T Marshal Yanda	D3b
2008	LB Brendon Ayanbadejo	UFA (Chi.)
	QB Joe Flacco	D1
	LB Jameel McClain	RFA
	RB Ray Rice	D2
2009	C Matt Birk	UFA (Min.)
	LB Dannell Ellerbe	RFA
	OLB Paul Kruger	D2
	T Michael Oher	D1
	CB/RS Lardarius Webb	D3
	CB Cary Williams	FA
2010	WR Anquan Boldin	TR (Ari.)
	NT Terrence Cody	D2b
	LS Morgan Cox	RFA
	TE Ed Dickson	D3
	T Ramon Harewood	D6
	DE Arthur Jones	D5b
	OLB Sergio Kindle	D2a
	LB Albert McClellan	RFA
	TE Dennis Pitta	D4
	<i>WR/RS David Reed [PUP]</i>	D5a
2011	<i>RB Damien Berry [IR]</i>	RFA
	CB Chykie Brown	D5a
	<i>S Emanuel Cook [IR]</i>	FA
	WR Tandon Doss	D4
	FB Vonta Leach	UFA (Hou.)
	DT Bryan Hall	RFA
	<i>OLB Michael McAdoo [IR]</i>	RFA
	T Bryant McKinnie	FA
	DE Pernell McPhee	D5b
	S Bernard Pollard	UFA (Hou.)
	T Jah Reid	D3
	CB Jimmy Smith	D1
	WR Torrey Smith	D2
	QB Tyrod Taylor	D6
	RB Anthony Allen	D7
	WR LaQuan Williams	RFA
2012	TE Billy Bajema	UFA (STL)
	<i>LB Ricky Brown [IR]</i>	FA
	S Sean Considine	UFA (Ari.)
	G/C Gino Gradkowski	D4a
	CB Corey Graham	UFA (Chi.)
	S James Ihedigbo	FA
	CB/RS Asa Jackson	D5
	WR/RS Jacoby Jones	FA
	NT Ma'ake Kemoeatu	FA
	<i>DT Ryan McBean [IR]</i>	FA
	G/T Kelechi Osemele	D2b
	RB Bernard Pierce	D3
	<i>WR Tommy Streater [IR]</i>	D6
	S Christian Thompson	D4b
	WR Deonte Thompson	RFA
	K Justin Tucker	RFA
	DE DeAngelo Tyson	D7
	OLB Courtney Upshaw	D2a
	G Bobbie Williams	FA

RAVENS BY DRAFT ROUND

1st ROUND (8)	TEAM	YEAR
LB Ray Lewis	Baltimore	1996 (26th)
T Bryant McKinnie	Minnesota	2002 (7th)
S Ed Reed	Baltimore	2002 (24th)
<i>OLB Terrell Suggs [PUP]</i>	Baltimore	2003 (10th)
DT Haloti Ngata	Baltimore	2006 (12th)
QB Joe Flacco	Baltimore	2008 (18th)
T Michael Oher	Baltimore	2009 (23rd)
CB Jimmy Smith	Baltimore	2010 (27th)
2nd ROUND (10)		
G Bobbie Williams	Philadelphia	2000
WR Anquan Boldin	Arizona	2003
S Bernard Pollard	Kansas City	2006
RB Ray Rice	Baltimore	2008
OLB Paul Kruger	Baltimore	2009
OLB Sergio Kindle	Baltimore	2010
NT Terrence Cody	Baltimore	2010
WR Torrey Smith	Baltimore	2011
OLB Courtney Upshaw	Baltimore	2012
G/T Kelechi Osemele	Baltimore	2012
3rd ROUND (6)		
WR/RS Jacoby Jones	Houston	2007
G/T Marshal Yanda	Baltimore	2007
CB/RS Lardarius Webb	Baltimore	2009
TE Ed Dickson	Baltimore	2010
T Jah Reid	Baltimore	2011
RB Bernard Pierce	Baltimore	2012
4th ROUND (6)		
S Sean Considine	Philadelphia	2005
<i>DT Ryan McBean [IR]</i>	Pittsburgh	2007
TE Dennis Pitta	Baltimore	2010
WR Tandon Doss	Baltimore	2011
G/C Gino Gradkowski	Baltimore	2012
S Christian Thompson	Baltimore	2012
5th ROUND (6)		
CB Corey Graham	Chicago	2007
<i>WR/RS David Reed [PUP]</i>	Baltimore	2010
DE Arthur Jones	Baltimore	2010
CB Chykie Brown	Baltimore	2011
DE Pernell McPhee	Baltimore	2011
CB/RS Asa Jackson	Baltimore	2012
6th ROUND (5)		
C Matt Birk	Minnesota	1998
P Sam Koch	Baltimore	2006
T Ramon Harewood	Baltimore	2010
QB Tyrod Taylor	Baltimore	2011
<i>WR Tommy Streater [IR]</i>	Baltimore	2012
7th ROUND (4)		
TE Billy Bajema	San Francisco	2005
CB Cary Williams	Tennessee	2008
RB Anthony Allen	Georgia Tech	2011
DE DeAngelo Tyson	Baltimore	2012
UNDRAFTED (16)		
LB Brendon Ayanbadejo	Atlanta	1999
NT Ma'ake Kemoeatu	Baltimore	2002
FB Vonta Leach	Green Bay	2004
<i>LB Ricky Brown [IR]</i>	Oakland	2006
S James Ihedigbo	New York Jets	2007
LB Jameel McClain	Baltimore	2008
<i>S Emanuel Cook [IR]</i>	New York Jets	2009
LB Dannell Ellerbe	Baltimore	2009
LS Morgan Cox	Baltimore	2010
LB Albert McClellan	Baltimore	2010
<i>RB Damien Berry [IR]</i>	Baltimore	2011
DT Bryan Hall	Baltimore	2011
<i>OLB Michael McAdoo [IR]</i>	Baltimore	2011
WR LaQuan Williams	Baltimore	2011
WR Deonte Thompson	Baltimore	2012
K Justin Tucker	Baltimore	2012

2012 RAVENS STATISTICS

WON 5, LOST 1

09/10	W 44-13	Cincinnati	71,064
09/16	L 23-24	at Philadelphia	69,144
09/23	W 31-30	New England	71,269
09/27	W 23-16	Cleveland	70,944
10/07	W 9-6	at Kansas City	68,803
10/14	W 31-29	Dallas	71,384
10/21		at Houston	
11/04		at Cleveland	
11/11		Oakland	
11/18		at Pittsburgh	
11/25		at San Diego	
12/02		Pittsburgh	
12/09		at Washington	
12/16		Denver	
12/23		New York Giants	
12/30		at Cincinnati	

	Balt.	Opp.
TOTAL FIRST DOWNS	128	148
Rushing	38	47
Passing	75	84
Penalty	15	17
3rd Down: Made/Att	25/67	35/88
3rd Down Pct.	37.3	39.8
4th Down: Made/Att	1/5	5/7
4th Down Pct.	20.0	71.4
POSSESSION AVG.	26:50	33:10
TOTAL NET YARDS	2310	2380
Avg. Per Game	385.0	396.7
Total Plays	369	438
Avg. Per Play	6.3	5.4
NET YARDS RUSHING	674	819
Avg. Per Game	112.3	136.5
Total Rushes	143	213
NET YARDS PASSING	1636	1561
Avg. Per Game	272.7	260.2
Sacked/Yards Lost	14/84	10/71
Gross Yards	1720	1632
Att./Completions	212/131	215/134
Completion Pct.	61.8	62.3
Had Intercepted	4	7
PUNTS/AVERAGE	25/46.5	26/42.7
NET PUNTING AVG.	25/37.8	26/39.5
PENALTIES/YARDS	52/439	48/390
FUMBLES/BALL LOST	4/2	9/6
TOUCHDOWNS	18	11
Rushing	7	7
Passing	8	4
Returns	3	0

* SCORE BY PERIODS	Q1	Q2	Q3	Q4	OT	PTS		
TEAM	23	54	51	33	0	161		
OPPONENTS	27	30	33	28	0	118		
* SCORING	TD	Ru	Pa	Rt	K-PAT	FG	S	PTS
Tucker	0	0	0	0	17/17	12/13	0	53
Rice	5	5	0	0			0	30
T. Smith	4	0	4	0			0	24
J. Jones	2	0	1	1			0	12
Pitta	2	0	2	0			0	12
Boldin	1	0	1	0			0	6
Flacco	1	1	0	0			0	6
Leach	1	1	0	0			0	6
E. Reed	1	0	0	1			0	6
Ca. Williams	1	0	0	1			0	6
TEAM	18	7	8	3	17/17	12/13	0	161
OPPONENTS	11	7	4	0	10/10	14/15	0	118

2-Pt Conv: **TEAM 0-1, OPPONENTS 0-1**

SACKS: Ngata 3, Ellerbe 2.5, Kruger 1.5, Lewis 1, Pollard 1, McPhee 0.5, Upshaw 0.5,

TEAM 10, OPPONENTS 14

FUM/LOST: Flacco 2/1, J. Jones 1/0, D. Thompson 1/1

* RUSHING	No.	Yds	Avg	Long	TD
Rice	97	482	5.0	43	5
Pierce	23	122	5.3	21	0
Flacco	11	22	2.0	16	1
Allen	5	13	2.6	7	0
T. Smith	2	13	6.5	13	0
Leach	2	9	4.5	5t	1
Taylor	1	7	7.0	7	0
Boldin	1	3	3.0	3	0
Considine	1	3	3.0	3	0
TEAM	143	674	4.7	43	7
OPPONENTS	213	819	3.8	28	7

* RECEIVING	No.	Yds	Avg	Long	TD
Boldin	28	429	15.3	43	1
Pitta	25	243	9.7	25	2
Rice	24	233	9.7	43	0
T. Smith	21	394	18.8	52	4
J. Jones	11	185	16.8	41	1
Leach	10	81	8.1	18	0
Dickson	7	69	9.9	23	0
Doss	2	45	22.5	39	0
Pierce	2	16	8.0	10	0
D. Thompson	1	25	25.0	25	0
TEAM	131	1720	13.1	52	8
OPPONENTS	134	1632	12.2	59	4

* INTERCEPTIONS	No.	Yds	Avg	Long	TD
Ca. Williams	3	64	21.3	63t	1
E. Reed	2	43	21.5	34t	1
Webb	1	8	8.0	8	0
Pollard	1	0	0.0	0	0
TEAM	7	115	16.4	63t	2
OPPONENTS	4	65	16.3	36	0

* PUNTING	No.	Yds	Avg	Net	TB	In	Lg	B
Koch	25	1163	46.5	37.8	4	10	56	0
TEAM	25	1163	46.5	37.8	4	10	56	0
OPPONENTS	26	1109	42.7	39.5	0	9	58	0

* PUNT RETURNS	Ret	FC	Yds	Avg	Long	TD
J. Jones	8	4	72	9.0	19	0
Webb	1	5	9	9.0	9	0
E. Reed	0	1	0	---	---	0
TEAM	9	10	81	9.0	19	0
OPPONENTS	15	3	137	9.1	40	0

* KICKOFF RETURNS	No.	Yds	Avg	Long	TD
D. Thompson	15	389	25.9	49	0
J. Jones	3	159	53.0	108t	1
Pitta	1	0	0.0	0	0
TEAM	19	548	28.8	108t	1
OPPONENTS	13	280	21.5	41	0

* FIELD GOALS	1-19	20-29	30-39	40-49	50+
Tucker	0/0	3/3	3/3	4/5	2/2
TEAM	0/0	3/3	3/3	4/5	2/2
OPPONENTS	1/1	2/2	5/5	3/3	3/4

Tucker: (46G, 40G, 39G) (56G, 51G, 48G) (27G) (45G, 47N)

(28G, 26G, 39G) (38G)

OPP: (34G, 19G) (23G) (37G, 49G, 20G) (51G, 50G, 52G)

(30G, 31G) (42G, 43G, 34G, 51N)

* PASSING	Att	Cmp	Yds	Cmp%	Yds/Att	TD	TD%	Int	Int%	Long	Sack/Lost	Rating	
Flacco	209	129	1690	61.7	8.09	8	3.8	4	1.9	52	14/	84	92.0
Taylor	3	2	30	66.7	10.00	0	0.0	0	0.0	25	0/	0	99.3
TEAM	212	131	1720	61.8	8.11	8	3.8	4	1.9	52	14/	84	92.1
OPPONENTS	215	134	1632	62.3	7.59	4	1.9	7	3.3	59	10/	71	78.3

2012 RAVENS DEFENSIVE STATS

from Press Box Stats

Name	Total	Solo	Assists	Sacks	Yds.	INT	Yds.	PD	FF	FR
Lewis, Ray	57	44	13	1	0	0	0	1	1	1
Pollard, Bernard	43	33	10	1	7	1	0	4	0	0
Ngata, Haloti	30	24	6	3	25	0	0	1	0	0
Williams, Cary	30	29	1	0	0	3	64	6	0	0
McClain, Jameel	29	24	5	0	0	0	0	1	0	0
Ellerbe, Dannell	28	26	2	2.5	19.5	0	0	1	0	0
Upshaw, Courtney	25	15	10	0.5	6	0	0	0	0	1
Webb, Lardarius	25	24	1	0	0	1	8	6	1	1
Reed, Ed	24	21	3	0	0	2	43	7	0	1
McClellan, Albert	22	16	6	0	0	0	0	1	0	1
McPhee, Pernell	16	14	2	0.5	6	0	0	0	0	0
Smith, Jimmy	16	15	1	0	0	0	0	3	0	0
Kruger, Paul	14	11	3	1.5	7.5	0	0	2	0	0
Kemoeatu, Ma'ake	11	7	4	0	0	0	0	1	0	0
Cody, Terrence	10	5	5	0	0	0	0	0	0	0
Jones, Arthur	9	8	1	0	0	0	0	0	1	0
Ihedigbo, James	5	3	2	0	0	0	0	0	0	0
Graham, Corey	3	2	1	0	0	0	0	0	0	0
Ayanbadejo, Brendon	1	1	0	0	0	0	0	0	0	0
Kindle, Sergio	1	1	0	0	0	0	0	0	0	0
Brown, Chykie	0	0	0	0	0	0	0	1	0	0
Totals	399	323	76	10	71	7	115	35	3	5

2012 RAVENS SPECIAL TEAMS STATS

from Press Box Stats

Name	Total	Solo	Assists	FF	FR	Blocked Kicks
Brown, Chykie	5	5	0	0	0	0
Ayanbadejo, Brendon	4	4	0	0	0	0
Allen, Anthony	3	3	0	0	0	0
Considine, Sean	3	3	0	0	0	0
Ellerbe, Dannell	3	3	0	1	0	0
Graham, Corey	3	3	0	0	0	0
Ihedigbo, James	2	2	0	0	0	0
Dickson, Ed	1	1	0	0	0	0
Koch, Sam	1	1	0	0	0	0
Smith, Jimmy	1	1	0	0	0	0
Tucker, Justin	1	1	0	0	0	0
Williams, LaQuan	1	1	0	0	0	0
McClain, Jameel	0	0	0	0	1	0
Totals	28	28	0	1	1	0

2012 SINGLE-GAME BESTS

- Tackles:** 14 by Ray Lewis vs. Dal. (10/14) and vs. Cin. (9/10)
- Sacks:** 1.5 by Dannell Ellerbe and Haloti Ngata
- Tackles For Loss:** 3 by Paul Kruger at KC (10/7)
- Interceptions:** 1 by Bernard Pollard, Ed Reed (twice), Lardarius Webb and Cary Williams (three times)
- Passes Defensed:** 3 by Lardarius Webb vs. Cle (9/27)
- Forced Fumbles:** 1 by Art Jones, Ray Lewis and Lardarius Webb
- Fumble Recoveries:** 1 by Ray Lewis, Albert McClellan, Ed Reed, Courtney Upshaw (twice) and Lardarius Webb
- Special Teams Tackles:** 3 by Brendon Ayanbadejo at Phi. (9/16)

BALTIMORE RAVENS 2012 REGULAR SEASON GAME BY GAME OFFENSIVE STATISTICS

Game	9/10 vs. Cin.	9/16 at Phi.	9/23 vs. NE	9/27 vs. Cle.	10/7 at KC	10/14 vs. Dal.	10/21 at Hou.	11/4 at Cle.	11/11 vs. Oak.	11/18 at Pit.	11/25 at SD	12/2 vs. Pit.	12/16 vs. Den.	12/23 vs. NYG	12/30 at Cin.
Points	44	23	31	23	9	31	9	3	31	0	3	3	0	3	3
1st Qtr	7	0	0	0	3	0	3	0	0	0	3	0	0	0	0
2nd Qtr	7	10	14	9	0	14	0	0	14	0	0	0	0	0	14
3rd Qtr	17	0	7	14	6	7	6	7	7	0	0	0	0	0	7
4th Qtr	10	6	10	0	0	0	0	0	7	0	0	0	0	0	7
Overtime	0	0	0	0	0	0	0	0	0	0	0	0	0	0	0
TDs (Ru+P+Ret)	2-2-0	1-1-0	1-3-0	1-1-1	0-0-0	2-1-1	0-0-0	0-0-0	2-1-1	0-0-0	0-0-0	0-0-0	0-0-0	0-0-0	2-1-1
PATs (M/A)	5-5	2-2	4-4	2-2	0-0	4-4	0-0	0-0	4-4	0-0	0-0	0-0	0-0	0-0	4-4
2PT Convs (M/A)	0-0	0-0	0-0	0-1	0-0	0-0	0-0	0-0	0-0	0-0	0-0	0-0	0-0	0-0	0-0
FGs (M/A)	3-3	3-3	1-1	1-2	3-3	1-1	3-3	1-1	1-1	0-0	0-0	0-0	0-0	0-0	1-1
Safeties	0	0	0	0	0	0	0	0	0	0	0	0	0	0	0
First Downs	26	17	28	23	15	19	15	6	19	15	15	15	15	15	19
Rushing	8	5	6	5	5	6	5	5	6	5	6	5	5	5	8
Passing	15	9	17	16	8	10	8	8	10	8	10	8	8	8	10
Penalty	3	3	5	2	1	1	2	1	1	1	1	1	1	1	1
3rd Down Conv (M/A)	3-9	4-14	4-8	5-15	3-11	6-10	3-11	3-11	6-10	3-11	3-11	3-11	3-11	3-11	6-10
3rd Down Conv Pct	33.33%	28.57%	50.00%	33.33%	27.27%	60.00%	27.27%	27.27%	60.00%	27.27%	27.27%	27.27%	27.27%	27.27%	60.00%
4th Down Conv (M/A)	1-1	0-2	0-1	0-1	0-0	0-0	0-0	0-0	0-0	0-0	0-0	0-0	0-0	0-0	0-0
4th Down Conv Pct	100.00%	0.00%	0.00%	0.00%	0.00%	0.00%	0.00%	0.00%	0.00%	0.00%	0.00%	0.00%	0.00%	0.00%	0.00%
Total Net Yards	430	325	503	438	298	316	298	316	316	298	316	298	298	316	316
Total Off. Plays	58	65	77	77	55	49	55	49	55	55	49	55	55	49	55
Avg. Gain Per Play	7.4	5	7.7	5.7	5.4	6.4	5.4	6.4	6.4	5.4	6.4	5.4	5.4	6.4	6.4
Net Yards Rushing	122	111	121	101	133	86	133	86	86	133	86	133	133	86	86
Total Rushing Plays	23	21	26	27	24	22	24	22	22	24	22	24	24	22	22
Avg. Gain Per Rush	5.3	5.3	4.7	3.7	5.5	3.9	5.5	3.9	3.9	5.5	3.9	5.5	5.5	3.9	3.9
Net Yards Passing	308	214	382	337	165	230	165	230	230	165	230	165	165	230	230
Times Sacked	3	2	0	4	4	1	4	1	1	4	1	4	4	1	1
Yards Lost on Sacks	21	18	0	19	22	4	22	4	4	22	4	22	22	4	4
Gross Yards Passing	329	232	382	356	187	234	187	234	234	187	234	187	187	234	234
Pass Attempts	32	42	39	46	27	26	27	26	26	27	26	27	27	26	26
Pass Completions	23	22	28	28	13	17	13	17	17	13	17	13	13	17	17
Completion Pct	71.88%	52.38%	71.79%	60.87%	48.15%	65.38%	48.15%	65.38%	65.38%	48.15%	65.38%	48.15%	48.15%	65.38%	65.38%
Avg. Gain Per Pass	8.8	4.9	9.8	6.7	5.3	8.5	5.3	8.5	8.5	5.3	8.5	5.3	5.3	8.5	8.5
Interceptions	0	1	1	1	1	0	1	0	0	1	0	1	1	0	0
Fumbles / Fum. Lost	1-0	1-1	1-0	0-0	1-1	0-0	1-1	0-0	0-0	1-1	0-0	1-1	1-1	0-0	0-0
Penalties	6	6	14	11	5	10	5	10	10	5	10	5	5	10	10
Penalty Yards	50	45	135	100	33	76	33	76	76	33	76	33	33	76	76
Punts	2	5	3	7	5	3	5	3	3	5	3	5	5	3	3
Gross Punting Avg	43.5	50.2	45.3	46	46.4	45	46.4	45	45	46.4	45	46.4	46.4	45	45
Touchbacks	0	1	1	2	0	0	0	0	0	2	0	0	0	0	0
Inside20	1	2	2	3	2	0	2	0	0	3	0	0	0	0	0
Punts Blocked	0	0	0	0	0	0	0	0	0	0	0	0	0	0	0
Net Punting Average	34	44.2	35	32.6	39.8	41.7	39.8	41.7	41.7	39.8	41.7	39.8	39.8	41.7	41.7
Punt Returns	2	3	2	1	1	0	1	0	0	1	0	1	1	0	0
Punt Return Yards	18	34	19	0	10	0	10	0	0	10	0	10	10	0	0
Punt Return Avg.	9	11.3	9.5	0	10	0	10	0	0	10	0	10	10	0	0
Fair Catches	1	1	2	3	2	1	3	2	1	2	1	3	2	1	1
Kickoff Returns	4	3	4	3	2	3	2	3	2	4	3	2	2	3	3
Kickoff Return Yards	88	100	81	68	52	159	52	159	159	81	68	52	52	159	159
Kickoff Return Avg.	22	33.3	20.3	22.7	26	53	26	53	53	20.3	26	26	26	53	53
Time of Possession	27:34.00	25:39.00	28:57.00	33:03.00	25:50.00	19:57	25:50.00	19:57	19:57	25:50.00	19:57	25:50.00	25:50.00	19:57	19:57

