



# BALTIMORE RAVENS PRESS RELEASE

UNDER ARMOUR PERFORMANCE CENTER | 1 WINNING DRIVE | OWINGS MILLS, MD 21117 | PH: 410-701-4000



## NFL WEEK 5: RAVENS (3-1) AT CHIEFS (1-3)



SUNDAY, OCT. 7, 2012 • 1 P.M. ET • ARROWHEAD STADIUM (76,416)

### JUST THE FACTS

- After playing three primetime games in September, the Ravens begin a string of five-consecutive 1 p.m. ET games, starting with a battle at Kansas City this Sunday, Oct. 7, at Arrowhead Stadium. The Ravens take a 3-1 record to Missouri, while the Chiefs are 1-3.
- The Ravens stopped the determined Browns, 23-16, on Thursday (9/27) at M&T Bank Stadium to complete the first month of the season. After a scoreless first quarter, the Ravens took a 9-0 second-period lead before Cleveland scored its lone touchdown of the game – a 1-yard RB Trent Richardson dive. Baltimore led 23-10 going into the fourth quarter. **QB Joe Flacco** threw for a TD (18 yards to **WR Torrey Smith**) and ran for another, while the defense contributed a third TD on **CB Cary Williams'** 63-yard interception off Browns' rookie QB Brandon Weeden. It was the Ravens' ninth-straight victory over Cleveland and 13th-consecutive at home. The Chiefs, meanwhile, dropped a 37-20 decision to the visiting Chargers last Sunday.
- The Ravens are tied with the 3-1 Bengals atop the AFC North. Baltimore does own a 44-13 victory over Cincinnati in the season opener (9/10). Pittsburgh, which was idle last weekend, is 1-2, and the Browns are 0-4. The Ravens' 10-straight wins in the AFC North is the NFL's longest current active divisional streak. (Green Bay is second at 8.)
- After the trip to KC, the Ravens play their only home game in October when the Cowboys visit M&T Bank Stadium on Oct. 14. Making it two games in a row against Texas teams, the Ravens play at Houston on Oct. 21 before enjoying their bye on the month's last weekend.

### MEDIA/PRACTICE SCHEDULE

Wed. Oct. 3. . . . 12 p.m. Coach Harbaugh/Key Players at Podium  
12 p.m. Open Locker Room  
2 p.m. Practice/Media Viewing

Thurs. Oct. 4. . . . 12 p.m. Three Coordinators/Open Locker Room  
2 p.m. Practice/Media Viewing

Fri. Oct. 5. . . . 11:15 a.m. Practice/Media Viewing  
12:45 p.m. Coach Harbaugh/Open Locker Room

### WEDNESDAY CONFERENCE CALLS

**Ravens:** RB Ray Rice at 12 p.m.; John Harbaugh at 12:15 p.m.  
**Chiefs:** Romeo Crennel at 11:30 a.m.; OLB Tamba Hali at 11:45 a.m.

### GAME'S BROADCAST CREWS

**Local Radio: WBAL Radio (1090 AM) / 98 Rock (97.9 FM)**  
- Gerry Sandusky (play-by-play)  
- Stan White (analyst) - Qadry Ismail (analyst)

**National Radio: Compass Media Networks**  
- Gregg Daniels (play-by-play) - Dale Hellestrae (analyst)

**TV: CBS / WJZ (Ch. 13)**  
- Ian Eagle (play-by-play) - Dan Fouts (analyst)  
- Bob Mansbach (producer) - Suzanne Smith (director)

### HARBS SAYS

"Team building is what we do here. That's what we're about, and we work on it every day. Steve [Bisciotti] is a big part of this. He is enormous with the advice he gives us in this area. His brilliance is understanding people. He 'gets' people, how to get to know people better, how important we all are to each other. He's outstanding at connecting people, making sure we communicate in different ways, making sure we work well together. When you talk with him, you find 'ah-hah' moments that direct you to another way of looking at something."

### INJURY REPORT

**G/T Jah Reid** (calf) has not played this season. There were no new injuries reported after the Browns game. **OLB Terrell Suggs** (Achilles) and **WR David Reed** (knee) are on the PUP list. The following players are on Injured Reserve: **RB Damien Berry** (neck/shoulder), **LB Ricky Brown** (head), **S Emanuel Cook** (leg), **OLB Michael McAdoo** (Achilles), **DT Ryan McBean** (ankle) and **WR Tommy Stretcher** (foot).

### NOTE THE QUOTE

#### DEAN PEES ON BALTIMORE'S DEFENSIVE LEADERS

"We have the best guys in the league if you want to know how to be a pro. If you're a young guy walking into one of our defensive meetings, there's Ray [Lewis], there's Ed [Reed] and Haloti [Ngata]. These players are the best of the best, not only as players, but at showing by example how to be a pro – how to take notes, how to prepare, how to eat and lift and all the other things that separate you from others. Our young players are accelerated by these influences. As coaches, we say: 'Do as they do, and you'll be fine.'"

### WHAT'S GOING ON?

#### RAVENS OFFENSE MAKING A MARK



How about that Ravens' offense, which ranks second in the NFL in yards (424.0 ypg to the Patriots' 438.3)? Offensive coordinator **Cam Cameron's** group leads the NFL with 26 plays of 20-or-more yards and TD drives of 80-or-more yards (8). **RB Ray Rice** is second in the NFL in yards from scrimmage (491 to KC **RB Jamaal Charles** – 512). **QB Joe Flacco** (1,269) is third in the league in passing yards (behind Drew Brees and Eli Manning). Among NFL receivers with at least 10 catches, **WR Torrey Smith** (20.8) is one of three players who is averaging over 20 yards per reception this season.

#### OFF. YARDS/GAME (2012 Season)

1. New England...438.3
2. Baltimore . . . .424.0
3. Washington . . .421.8

#### PASSING YARDS (2012 Season)

1. Drew Brees . . .1,350
2. Eli Manning . . .1,320
3. Joe Flacco . . . 1,269

#### YARDS/CATCH AVG. (2012 Season)

1. Nate Washington . .22.8
2. Torrey Smith. . . 20.8
3. Steve Smith . . .20.5

# 2012 TEAM INFORMATION

## SCHEDULE/RESULTS

Date	Opponent	Time/Result
Mon. Sept. 10	Cincinnati Bengals	W 44-13
Sun. Sept. 16	at Philadelphia Eagles	L 23-24
Sun. Sept. 23	New England Patriots	W 31-30
Thurs. Sept. 27	Cleveland Browns	W 23-16
Sun. Oct. 7	at Kansas City Chiefs	1:00 p.m.
Sun. Oct. 14	Dallas Cowboys	1:00 p.m.
Sun. Oct. 21	at Houston Texans	1:00 p.m.
Sun. Nov. 4	at Cleveland Browns	1:00 p.m.
Sun. Nov. 11	Oakland Raiders	1:00 p.m.
Sun. Nov. 18*	at Pittsburgh Steelers	8:20 p.m. (NBC)
Sun. Nov. 25*	at San Diego Chargers	4:05 p.m.
Sun. Dec. 2*	Pittsburgh Steelers	4:15 p.m.
Sun. Dec. 9*	at Washington Redskins	1:00 p.m.
Sun. Dec. 16*	Denver Broncos	1:00 p.m.
Sun. Dec. 23*	New York Giants	1:00 p.m.
Sun. Dec. 30*	at Cincinnati Bengals	1:00 p.m.

All Times Eastern      \*Flexible Scheduling

## SPOTLIGHT: LARDARIUS WEBB



**Pos:** CB/RS **Ht:** 5-10 **Wt:** 182 **Exp. (NFL/Ravens):** 4/4  
**College:** Nicholls State **Hometown:** Opelika, AL

**If you could witness any sporting event past, present or future, what would it be?** "Michael Jordan's last game with the Chicago Bulls in the NBA Finals, sitting court-side. I never had the chance to go to a Jordan game."

**If you could know the answer to any question, what would it be?** "Will I be a Hall of Famer?"

**If you could have had the starring role in one film already made, which movie would you pick?** "I love movies, and I would choose a starring role in 'Bad Boys.' Those are my two favorite actors, Will Smith and Martin Lawrence. I love that movie."

**Who would play you in a movie?** "The actor Harold Perrineau Jr, who is in the TV series 'Oz.'"

**Besides cornerback, what is your favorite position to play?** "Punt return/kick return, because I'm able to make a difference. I can score a touchdown, change the field position and change the tempo of a game. A lot of things can happen when you're the punt returner."

**What is the best advice that you can give your son, Lardarius Jr., right now?** "The best advice I can give him is to always show respect. Respect all people. Respect."

**What chore do you absolutely hate doing?** "I hate washing dishes."

**If you could paint a picture of any scenery you've seen before, what would you paint?** "The ocean at sunrise in Miami when you see the sun coming right over the water."

**What is the focus of the Lardarius Webb Foundation?** "I'm passionate about helping kids. Growing up, I was just one of those kids that needed a little bit of help, so that's what I aim to provide for someone else now. I always give my time for the kids."

**What is your favorite community event?** "My charity softball game. My favorite part is connecting with the fans, giving them a day of fun. It's a fan day for them. For me, it's a day of giving back. My teammates come out and do a great job of just giving back to the fans."

## NOTE OF THE WEEK

Two of the NFL's most dynamic backs square off this Sunday when **RB Ray Rice** of the Ravens and **RB Jamaal Charles** of the Chiefs meet at Arrowhead Stadium. Entering Week 5, Charles (third round, 73rd overall) and Rice (second round, 55th overall), who were both drafted in 2008, rank 1-2, respectively, in net yards from scrimmage. Charles has 512 total yards, while Rice has posted 491.

### NFL NET YARDS FROM SCRIMMAGE (2012 Season)

Rk. Player	Scrim. Yards	---Rush---		---Pass---	
		Att-Yds	TD	Rec-Yds	TD
1. Jamaal Charles	512	72-415	2	12-97	1
2. Ray Rice	491	64-317	3	22-174	0
3. Marshawn Lynch	473	92-423	2	7-50	0

## NOTE OF THE WEEK II

The Ravens are averaging 424.0 net yards of offense per game, good for the NFL's second-best mark, while the Chiefs stand fourth at 419.5 ypg. In its past two games, Baltimore has produced 941 total yards of offense (438 vs. Cle. and 503 vs. NE). The 941 mark the most total yards the Ravens have registered in consecutive games in franchise history.

### NET YARDS / TOTAL OFFENSE PER GAME (2012 Season)

Rk. Team	Total YPG	Rushing	Passing
1. New England Patriots	438.3	144.0	294.3
2. Baltimore Ravens	424.0	113.8	310.3*
3. Washington Redskins	421.8	175.5	246.3
4. Kansas City Chiefs	419.5	173.5**	246.0
5. Philadelphia Eagles	417.8	145.8	272.0

\* Ranks No. 4 in NFL      \*\* Ranks No. 2 in NFL

## NUMBERS TO RAVE ABOUT

### 7

Touchdowns the Ravens have scored on 12 drives that began inside their own 20-yard line, ranking as the NFL's most (NE is next with 4 such TDs). Baltimore's offense has scored 66.7% of the time on drives that begin inside its own 20 (NE is next at 53.8%).

### 8

An NFL-high touchdown drives of 80-or-more yards by the Ravens this season, including 2 of 90-or-more yards (also an NFL high).

### 26

Offensive plays of 20-or-more yards by Baltimore, most in the NFL. The Ravens have produced 24 passing plays of 20+ yards, also ranking as the NFL's best mark this season.

## 2012 AFC NORTH STANDINGS

Teams	W	L	T	Home	Road	Div.	Con.	PF	PA	Streak
Baltimore	3	1	0	3-0	0-1	2-0	3-0	121	83	Won 2
Cincinnati	3	1	0	1-0	2-1	1-1	2-1	112	112	Won 3
Pittsburgh	1	2	0	1-0	0-2	0-0	1-2	77	75	Lost 1
Cleveland	0	4	0	0-2	0-2	0-2	0-3	73	98	Lost 4

# QUOTH THE RAVENS

BALTIMORE



FOOTBALL

“He took over that team. Offensively, he just stepped right in and just moved forward. And with the no-huddle now, he is looking very, very good. [I’m] not saying he was bad in the past, because like I said, every time facing these guys, he’s tough, mentally and physically. He’s tough to bring down, he stands in the pocket, he takes a hit, he gets up. He’s a tough football player. A lot of times you can say that about a running back or a receiver, but when you speak like that about a quarterback, when you have a quarterback like that, that’s special.”

- Patriots NT Vince Wilfork on QB Joe Flacco

#### **ESPN.com’s Jamison Hensley on the Ravens’ resiliency and history of overcoming adversity:**

“Where the Ravens stand above everyone else in the NFL is resiliency. The Ravens are 3-1 and have put themselves in position for another Super Bowl run because they refuse to wear down physically and mentally. Overcoming adversity has been the calling card for a team that spent an entire offseason facing questions about falling short in the AFC Championship game. Perseverance was the reason why Baltimore came from behind to beat the Patriots on Sunday [9/23] and held off the Browns on Thursday night [9/27].”

#### **NFL Network analyst Steve Mariucci on LB Ray Lewis’ impact on the Ravens and his leadership:**

“The intangibles are what are keeping him so great. You talk about leadership, you talk about motivating his team, you talk about example to the young guys. He holds this entire team and coaching staff accountable. That’s his value; it’s a coach thing, it’s a leader thing and a captain thing.”

#### **ESPN’s Mel Kiper Jr. on the Ravens’ history of drafting well:**

“No team consistently delivers as much value. [CB Lardarius] Webb (No. 88 overall, 2009) and DE Pernell McPhee (No. 165, 2011) are recent steals. And that’s after getting your franchise quarterback [Joe Flacco] at No. 18 and your franchise running back [Ray Rice] at No. 55 in the same 2008 draft. Ozzie Newsome is a Hall of Famer ... in the front office, too.”

#### **Ravens CB/RS Lardarius Webb on S Bernard Pollard:**

“I’ve told him before — he played on the other two teams [Kansas City and Houston] just to warm him up. This is where he’s supposed to be. He plays more like a Raven than anybody I know. We’ve got a Ray Lewis, a Haloti Ngata, a Terrell Suggs. Bernard exemplifies all of them.”

#### **WR Torrey Smith on the bond of his Ravens teammates:**

“It’s a true family. That’s the greatest thing about this game. It brings a lot of men together that come from a lot of different circumstances, and they create a brotherhood. That’s the Ravens’ culture. The only thing that separates us is blood.”

#### **John Harbaugh on the Ravens’ playing four games in 18 days to open the season at 3-1:**

“I’m really proud of our coaches and our players for what they accomplished in the last 18 days. To me, what we did in training camp and what we’ve done through the first four weeks of the season, it was a grind. It was three primetime games ... which are high-intensity games. You have to bounce back, you don’t get much rest. You had to bounce back in short weeks twice. Our guys deserve a lot of credit for it.”

#### **NFL Network analyst Mike Mayock on Ravens RB Ray Rice:**

“Every time I put on the Ravens tape, and I look at Ray Rice, I think Marshall Faulk. The running styles are eerily similar.”

#### **The Sporting News’ Clifton Brown on ranking Haloti Ngata the NFL’s top defensive tackle:**

“With a rare combination of size at 6-4, 350 pounds, strength and agility, Ngata sets the bar at his position. By covering things up front in the Ravens’ defense, he gives linebackers the license to freelance and make plays. Losing Terrell Suggs to an Achilles tendon injury [is] a blow, but Ngata would be even more irreplaceable.”

#### **WR Torrey Smith on WR Anquan Boldin’s 9-catch, 131-yard performance in Week 4’s win vs. Cleveland:**

“It reminded everyone of the Arizona game [in 2011 when Boldin had 7 catches for 145 yards], where he can just dominate, take over a game. I think it’s a great security blanket for Joe [Flacco], knowing he has a guy like that out there. ... People say he’s old, but I don’t think that is necessarily the case. I think he’s running fine. Obviously, he has some of the best route-running ability in the league. We see that every day in practice, so we know he hasn’t lost a step. That’s all just made-up stuff.”

#### **Browns defensive coordinator Dick Jauron on what he’s seen from the Ravens’ offense this season:**

“They’re a very talented offensive team. They’ve got speed outside. They’ve got experience outside and inside. They’ve got their tight ends that are very athletic. We haven’t even talked about the running back. So, they really can stretch you out and give you problems, matchup problems, and they do a good job doing it.”

# NOTES / OPPONENT INFO

## 2012 NFL RANKINGS

Category	--RAVENS--		--CHIEFS--	
	Stats	Rank	Stats	Rank
Total Offense	424.0	2	419.5	4
Rush Offense	113.8	12	173.5	2
Pass Offense	310.3	4	246.0	17
Points Scored Per Game	30.3	5	22.0	18
3rd-Down Off. %	34.8	22	46.6	3
Total Defense	390.3	23	334.0	13
Rush Defense	94.5	13	118.0	20
Pass Defense	295.8	29	216.0	13
Points Allowed Per Game	20.8	10t	34.0	31
3rd-Down Def. %	35.0	13t	38.3	18t
Turnover Ratio	+4	6t	-13	32

## SERIES HISTORY

- **Regular Season Series:** Chiefs lead, 3-2.
- **At Kansas City:** Ravens are 1-0.
- **Postseason Series:** Ravens, lead 1-0.
- **Current Streak:** The Ravens have won three-consecutive games, including postseason play.

Date	Location	Result	Attendance
10/21/99	Baltimore	Chiefs, 35-8	68,771
09/28/03	Baltimore	Chiefs, 17-10	69,459
10/04/04	Baltimore	Chiefs, 27-24	69,827
12/10/06	Kansas City	Ravens, 20-10	77,232
09/13/09	Baltimore	Ravens, 38-24	71,099
01/09/11*	Kansas City	Ravens, 30-7	72,190

\* 2010 AFC Wild Card Playoff

## NUMBERS TO RAVE ABOUT

### 2-0

The Ravens' record under head coach **John Harbaugh** in games the week after playing on a Thursday.

### 3

Consecutive seasons the Ravens are aiming to start 4-1. Baltimore has now posted a 3-1 mark in three-straight years.

### 7-1

The Ravens' overall record (including playoffs) vs. the AFC West under **John Harbaugh**. The Ravens are 2-0 vs. the Chiefs.

## 2012 TALE OF THE TAPE

Category	Ravens	Chiefs
Record	3-1	1-3
Current Streak	Won 2	Lost 1
Points Scored	121	88
TDs Scored	14	9
Rushing TDs Scored	5	4
Passing TDs Scored	7	5
TDs on Returns	2	0
Points Against	83	136
TDs Allowed	8	16
Rushing TDs Allowed	6	4
Passing TDs Allowed	2	10
TDs Allowed by Return	0	2
Time of Possession Avg.	28:48	31:41
Red Zone TD Pct. For	66.7% (2t)	40.0% (24t)
Red Zone TD Pct. Against	46.7% (10)	72.2% (30)
KOR Avg. For	24.1	21.2
KOR Avg. Against	20.4	25.2
PR Avg. For	8.9	14.0
PR Avg. Against	11.8	20.0
Sacks	9	8
Sacks Allowed	9	13
Interceptions	4	2
Interceptions Thrown	3	7

## CHIEFS SNAPSHOT

**Overview:** Last week, Kansas City fell at home to San Diego, 37-20, dropping to 1-3 on the season. The Chiefs are currently tied with the Raiders for third in the AFC West division.

**Romeo Crennel:** Crennel is in his 31st season as an NFL coach (third with Kansas City), including his first full season as the Chiefs' head coach after serving two years as the team's defensive coordinator. Crennel took over as interim head coach for the last three games of 2011, finishing with a 2-1 record, before officially being introduced as the team's new leader last January. Crennel also spent four seasons as head coach of the Cleveland Browns (2005-08).

**Offense:** Kansas City ranks fourth in total offense (419.5 ypg), including second in rushing (173.5 ypg). **RB Jamaal Charles** is second in the NFL with 415 rushing yards, while **WR Dwayne Bowe** is fourth in the AFC with a team-high 342 receiving yards and 3 TDs. **QB Matt Cassel** has completed 94 of 161 passes for 1,058 yards and 5 TDs, adding 7 INTs. He has been sacked 13 times.

**Defense:** The Chiefs rank 13th in total defense (334.0 ypg), while KC has allowed the NFL's second-most points per game (34.0). The Chiefs have posted 2 INTs and 8 sacks, including a team-high 4 QB drops by second-year **LB Justin Houston**.

## LAST WEEK: BAL. 23, CLE. 16

Playing their fourth game in 18 days, the Ravens stopped the determined Browns, 23-16, last Thursday at M&T Bank Stadium. It was Baltimore's ninth-consecutive win over Cleveland and 13th victory in a row at home. After a scoreless first quarter, the Ravens took a 9-0 lead on an 18-yard **QB Joe Flacco**-to-**WR Torrey Smith** TD pass (aborted PAT) and a 45-yard **K Justin Tucker** field goal. The Browns bounced back with a 94-yard drive that finished with a 1-yard RB Trent Richardson TD blast to make the score 9-7 at the half. A Flacco 1-yard TD run, along with **CB Cary Williams'** 63-yard INT-TD, gave the Ravens a comfortable 23-10 advantage after three quarters. Browns K Phil Dawson kicked a 51-yard FG in the third period and added 50- and 52-yard FGs in the fourth to get Cleveland within 7 (23-16) with 4:33 left. A last-minute effort that ended with QB Brandon Weeden's final pass sailing out of the end zone concluded the contest. Catching just 1 pass for 6 yards in the first half, **WR Anquan Boldin** exploded in the second half and finished with 9 receptions for 131 yards. **RB Ray Rice** added 8 catches for 47 yards, while Smith grabbed 6 for 97 yards. (Rice also rushed 18 times for 49 yards.) Flacco completed 28 of 46 for 356 yards – his second-straight game of 300-plus yards passing (382 vs. the Patriots on 9/23). Weeden threw 52 passes, completing 25 for 320 yards, while Richardson ran for 47 yards on 14 carries. It was the Ravens' 10th-straight victory in the AFC North.

# NOTES / OPPONENT INFO

## STANDOUTS VS. CHIEFS

### QB JOE FLACCO

Rec.	Att.	Cmp.	Pct.	Yds	TDs	INT	Rate
1-0	43	26	60.5	307	3	1	95.8

- Flacco eclipsed the 300-yard mark for the first time in his career, also passing for 3 TDs, in the 2009 season opener vs. the Chiefs (9/13/09) in Baltimore.
- In the Ravens' 2010 Wild Card playoff victory (30-7) at KC (1/9/11), Flacco completed 25 of 34 passes for 265 yards and 2 TDs to post a 115.4 QB rating.

### LB RAY LEWIS

G	TT	Solo	AS	INT	TD	FF	FR	Sk-Yds	PD
5	64	40	24	0-0	0	0	0	0.5-3	0

- Lewis averages 12.8 tackles per game vs. KC during his career.
- On 9/28/03, Lewis notched 19 tackles (12 solo) against KC.
- At Arrowhead Stadium on 12/10/06, Lewis registered 14 tackles (10 solo) and a ½ sack (-3 yards), with the Ravens ending KC's 18-game December home winning streak that dated back to 1996.
- Lewis had 4 tackles, 1 sack and 1 FF in the Ravens' 30-7 Wild Card playoff victory at KC (1/9/11).

### S ED REED

G	TT	Solo	AS	INT	TD	FF	FR	Sk-Yds	PD
4	23	20	3	2-11	0	1	0	1-12	4

- In his career, Reed averages 5.8 tackles per game vs. the Chiefs during the regular season.
- On 12/10/06, Reed notched 6 solo tackles, 2 INTs and 3 PD at Arrowhead Stadium in the Ravens' victory.
- Reed registered his second-career sack (-12 yards) and a FF on the same play vs. KC on 9/28/03.

### RB RAY RICE

G	Att.	Yds	Avg.	LG	TDs	1st	10+
1	19	108	5.7	22	0	3	2

- Rice averaged 5.7 yards per carry and notched his second-career 100-yard rushing performance vs. KC on 9/13/09.
- Rice had 99 total yards from scrimmage (57 rushing and 42 receiving) in the 2010 Wild Card playoff at KC (1/9/11), adding 1 receiving TD in the Ravens' 30-7 victory.

## CHALLENGING SLATE

- This season, the Ravens have beaten 3-1 Cincinnati, 2-2 New England and 0-4 Cleveland. Baltimore's only loss is to the 3-1 Eagles, a game the Ravens dropped 24-23 at Philadelphia.
- Based on 2011 opponent win/loss records, the Ravens are playing the NFL's fourth-toughest schedule in 2012.
- Baltimore has played/will play an NFL-high (tied, Cle.) eight games vs. teams that made the 2011 playoffs.
- The Ravens' 2012 slate also has them facing a Pro Bowl QB in 13 of their 16 games: Tom Brady, **Matt Cassel**, Andy Dalton (twice), Eli Manning, Peyton Manning, Carson Palmer, Philip Rivers, Ben Roethlisberger (twice), Tony Romo, Matt Schaub and Michael Vick. Of those players, four are Super Bowl-winning QBs (Brady, E. Manning, P. Manning and Roethlisberger).

## KEY CONNECTIONS

### Pro Connections

• Chiefs GM **Scott Pioli** served as the Ravens' pro personnel coordinator in 1996. Pioli moved to Baltimore with the Cleveland franchise, where he worked as a personnel assistant from 1992-95. He was also the vice president of player personnel with the Patriots (2002-08) when Ravens LBs coach **Dean Pees** served as the LBs coach (2004-05) and defensive coordinator (2006-09).

• Ravens **S Bernard Pollard** was selected by the Chiefs in the second round of the 2006 Draft and played with KC from 2006-08. He amassed 189 tackles (162 solo), 3 INTs and 1 sack during his time in Kansas City.

• Ravens WRs coach **Jim Hostler** launched his NFL coaching career as an offensive assistant/quality control coach for the Chiefs in 2000.

• Ravens defensive coordinator **Dean Pees** and Chiefs head coach **Romeo Crennel** served on the same staff of the New England Patriots from 2004-05 – Pees as the LBs coach and Crennel as the defensive coordinator – helping the team win Super Bowl XXXIX. Pees succeeded Crennel as the defensive coordinator when Crennel left to become the head coach of the Cleveland Browns in 2006. Chiefs offensive coordinator **Brian Daboll** was also a member of the Patriots' staff at that time as the WRs coach.

• Chiefs D-line coach **Anthony Pleasant** played DE for the Ravens in 1996, totaling 33 tackles (28 solo).

• Chiefs QBs coach **Jim Zorn** served in the same role with the Ravens in 2010.

• Chiefs **WR Terrance Copper** played in two games for the Ravens during the 2008 season, registering 1 special teams tackle.

• Chiefs **LB Edgar Jones** was a member of the Ravens from 2007-11, posting 6 tackles (3 solo) and 1.5 sacks.

• Chiefs **C Bryan Mattison** was with the Ravens from 2008-11, appearing in 10 games.

### College Connections

• Ravens **T Michael Oher** (2005-08) and Chiefs **RB Dexter McCluster** (2006-09), **DB Kendrick Lewis** (2006-09) and **DL Jerrell Powe** (2008-10) played at Ole Miss. In 2008, Oher helped pave the way for McCluster to rush for a team-high 655 yards and 6 TDs.

• Ravens **CB Jimmy Smith** and Chiefs **DB Jalil Brown** played their entire collegiate careers together in the Colorado defensive backfield (2007-10).

• Ravens **NT Terrence Cody** (2008-09) and **OLB Courtney Upshaw** (2008-11) played two years alongside Chiefs **CB Javier Arenas** at Alabama. In their 2009 season, the trio helped lead the Crimson Tide to a 14-0 record and a BCS National Championship.

• Ravens **G/T Marshal Yanda** (2005-06) and Chiefs **C Bryan Mattison** (2004-07) and **TE Tony Moeaki** (2005-09) played at Iowa. Yanda and Mattison were team captains during the 2006 season.

### Hometown Connections

• Chiefs **T Branden Albert** attended Glen Burnie (MD) HS, where he earned first-team All-Metro accolades by *The Baltimore Sun*.

• Ravens LBs coach **Ted Monachino** attended South Harrison (Bethany, MO) HS, where he earned All-Conference and All-District honors at LB as well as All-League and All-District honors in basketball. He began his coaching career as the "D" coordinator/LBs coach at Pacific (MO) HS and later coached at Hannibal (MO) HS.

# RAVENS WINNING WAYS

## RAVENS IN JOHN HARBAUGH ERA (SINCE 2008)



### PLAYOFF BERTHS

1. Baltimore Ravens . . . . . 4
2. Atlanta, Green Bay . . . . . 3
- Indianapolis, New England . . . 3
- New Orleans, Philadelphia . . . 3
- Pittsburgh . . . . . 3

### TOTAL WINS

1. Baltimore Ravens . . . . . 52
- New England Patriots . . . 52
3. Pittsburgh Steelers . . . . . 51
4. New Orleans Saints . . . . . 49
5. Green Bay Packers . . . . . 48

### PLAYOFF WINS

1. Baltimore Ravens . . . . . 5
- Pittsburgh Steelers . . . . . 5
3. Arizona, Green Bay . . . . . 4
- New Orleans, NYG, NYJ . . . 4

### PLAYOFF GAMES

1. Baltimore Ravens . . . . . 9
2. Pittsburgh Steelers . . . . . 7
3. Arizona, Green Bay . . . . . 6
- New Orleans, NY Jets . . . . . 6



### CONF. TITLE GAMES

1. Baltimore Ravens . . . . . 2
- New York Jets . . . . . 2
- Pittsburgh Steelers . . . . . 2
4. Indianapolis Colts . . . . . 1
- New England Patriots . . . 1

### PLAYOFF ROAD WINS

1. Baltimore Ravens . . . . . 4
- New York Jets . . . . . 4
3. Green Bay Packers . . . . . 3
4. New York Giants . . . . . 2
- Philadelphia Eagles . . . . . 2

### REG. SEASON WIN %

1. New England Patriots .735
2. Baltimore Ravens . . . . . .691
- Atlanta Falcons . . . . . .691
4. Pittsburgh Steelers . . . . . .687
5. New Orleans Saints . . . . . .662

### REG. SEASON WINS

1. New England Patriots . . 50
2. Baltimore Ravens . . . . . 47
- Atlanta Falcons . . . . . 47
4. Pittsburgh Steelers . . . . . 46
5. New Orleans Saints . . . . . 45

## WINNINGEST FRANCHISES SINCE 2000

### WINNING SEASONS

1. New England Patriots . . 11
2. Indianapolis Colts . . . . . 10
3. Baltimore Ravens . . . . . 9
- Green Bay, Philadelphia . . 9
- Pittsburgh . . . . . 9

### PLAYOFF BERTHS

1. Indianapolis Colts . . . . . 10
2. New England Patriots . . . 9
- Philadelphia Eagles . . . . . 9
3. Baltimore Ravens . . . . . 8
- Green Bay, Pittsburgh . . . 8

### PLAYOFF GAMES

1. New England Patriots . . 22
2. Philadelphia Eagles . . . 19
3. Indianapolis Colts . . . . . 18
- Pittsburgh Steelers . . . . . 18
5. Baltimore Ravens . . . . . 17

### PLAYOFF WINS

1. New England Patriots . . 16
2. Pittsburgh Steelers . . . . . 12
3. Baltimore Ravens . . . . . 10
- New York Giants . . . . . 10
- Philadelphia Eagles . . . . . 10

### REG. SEASON WIN %

1. New England Patriots . . .719
2. Pittsburgh Steelers . . . . . .659
3. Indianapolis Colts . . . . . .656
4. Philadelphia Eagles . . . . . .635
5. Green Bay Packers . . . . . .622
6. Baltimore Ravens . . . . . .607

### REG. SEASON WINS

1. New England Patriots . . . 141
2. Indianapolis Colts . . . . . 128
- Pittsburgh Steelers . . . . . 128
4. Philadelphia Eagles . . . 124
5. Green Bay Packers . . . . . 122
6. Baltimore Ravens . . . . . 119

### SUPER BOWL WINS

1. New England Patriots . . . 3
2. New York Giants . . . . . 2
- Pittsburgh Steelers . . . . . 2
4. Baltimore Ravens . . . . . 1
- Green Bay, Indianapolis . . 1
- New Orleans, Tampa Bay . . 1

### CONF. TITLE GAMES

1. New England Patriots . . . 6
2. Philadelphia Eagles . . . . . 5
- Pittsburgh Steelers . . . . . 5
4. Baltimore Ravens . . . . . 3
- Indianapolis Colts . . . . . 3
- New York Giants . . . . . 3

# COACH HARBAUGH NOTES

## COACH HARBS



In his fifth year as head coach, **John Harbaugh** has led Baltimore to a playoff berth in each of his first four seasons (marking a franchise first with four-consecutive postseason berths). **"Harbs" is the only head coach in NFL history to win a playoff game in each of his first four seasons.** He has led the Ravens to 47 regular season wins during this span, tying for second in the NFL, and he has guided the Ravens to two AFC Championship games (2008 & 2011). Harbs owns a 5-4 playoff record.

### HEAD COACH SNAPSHOT

#### Four Seasons (2008-11)

- Reg. Season Record . . . . .47-21
- at Home . . . . .30-5
- on Road . . . . .17-16
- vs. AFC . . . . .36-15
- vs. AFC North . . . . .19-7
- vs. AFC West . . . . .6-1
- vs. NFC . . . . .11-6
- Playoffs Record . . . . .5-4
- Home Playoff Games . . . . .1-0
- Road Playoff Games . . . . .4-4

In his 2008 rookie campaign, the Ravens advanced to the AFC Championship game after winning at Miami (27-9) and at top-seeded Tennessee, 13-10. Pittsburgh, the eventual Super Bowl champion, stopped the Ravens, 23-14, in the AFC title matchup. In 2009, Baltimore dominated at New England, 33-14, in the Wild Card game before dropping a 20-3 contest at Super

Bowl-bound Indianapolis in the Divisional Round. After earning a 12-4 mark in 2010, the Ravens topped Kansas City (30-7) in the Wild Card playoff, becoming the only team to win at least one playoff game in each of the last three seasons. The Ravens then dropped a 31-24 Divisional Round contest at Pittsburgh, which advanced to the Super Bowl.

### During the Harbaugh Era (since 2008)...

- Baltimore is the only NFL team to advance to the playoffs each of the last four years and the only team to have won at least one playoff game in each of those postseasons.
- The Ravens own a 47-21 regular season record. Including playoffs (5-4), they are 52-25 in the Harbaugh Era, tied for the NFL's most total wins since his Baltimore arrival.

### NFL WINS / INCLUDING PLAYOFFS (Since Coach Harbaugh's Arrival in 2008)

Rk.	Team	Total Wins
1.	Baltimore Ravens	52
	New England Patriots	52
3.	Pittsburgh Steelers	51
4.	New Orleans Saints	49

## NABBING FOUR STRAIGHT

In 2011, the Ravens clinched their fourth-consecutive postseason berth. In doing so, head coach **John Harbaugh** became just the fourth coach in NFL history (since 1970 merger) to guide his team to the playoffs in each of his first four seasons.

### COACHES TO MAKE PLAYOFFS IN EACH OF FIRST FOUR SEASONS (Since 1970 Merger)

Coach (Team)	Seasons	Combined Reg. Season Record	Combined Playoff Rec.
John Harbaugh (Bal.)	2008-11	44-20	5-4
Bill Cowher (Pit.)	1992-95	43-21	3-4
John Robinson (LAR)	1983-86	40-24	2-4
Chuck Knox (LAR)	1973-76	44-11	3-4

## TOPS AMONG ACTIVE COACHES

Among active head coaches with at least two full seasons of tenure, **John Harbaugh** ties (Mike Smith) for the NFL's best regular season winning percentage, going 47-21 (.691) in four-plus years.

### ACTIVE HEAD COACH WINNING PERCENTAGE (Min. Two Full Seasons)

Rk.	Coach	Team	Years	Record	Pct.
1.	John Harbaugh	Baltimore	2008-12	47-21	.691
	Mike Smith	Atlanta	2008-12	47-21	.691
3.	Mike Tomlin	Pittsburgh	2007-12	56-27	.675
4.	Mike McCarthy	Green Bay	2006-12	65-35	.650
5.	Sean Payton	New Orleans	2006-11	62-34	.646

## PLAYOFF MILESTONES

**John Harbaugh** is tied for the second-most playoff victories by a head coach in his first four seasons (since the 1970 merger).

### MOST PLAYOFF WINS BY A HEAD COACH / FIRST FOUR SEASONS (Since 1970 Merger)

Coach (Team)	Playoff Wins	Seasons
Joe Gibbs (Was.)	6	1981-84
John Harbaugh (Bal.)	5	2008-11
Brian Billick (Bal.)	5	1999-2002
Tom Flores (Oak.)	5	1979-82
John Fox (Car.)	5	2002-05
Bill Parcells (NYG)	5	1983-86
George Seifert (SF)	5	1989-92
Barry Switzer (Dal.)	5	1994-97
Mike Tomlin (Pit.)	5	2007-10

## COACHING RECORDS

**John Harbaugh** is the third head coach in Ravens history, producing a 47-21 record (5-4 playoffs) in four-plus seasons.

Coach	Seasons	Regular Season Record	Playoffs Record
John Harbaugh	2008-12	47-21	5-4
Brian Billick	1999-2007	80-64	5-3
Ted Marchibroda	1996-98	16-31-1	n/a

### JOHN HARBAUGH SEASON-BY-SEASON

Year	Record	Playoffs (Final Result)
2012	3-1	n/a
2011	12-4	1-1 (lost in AFC Champ.)
2010	12-4	1-1 (lost in Divisional)
2009	9-7	1-1 (lost in Divisional)
2008	11-5	2-1 (lost in AFC Champ.)

## HARBAUGH TIMELINE

Team	Position	Years
Baltimore Ravens	Head Coach	2008-12
Philadelphia Eagles	Secondary	2007
Philadelphia Eagles	Special Teams Coord.	1998-2006
Indiana University	DBs/Special Teams Coord.	1997
University of Cincinnati	Assistant Head Coach	1995-96
University of Cincinnati	TEs/OLBs/RBs/Rec. Coord.	1989-94
Morehead State	DBs/Special Teams Coord.	1988
University of Pittsburgh	Tight Ends	1987
Western Michigan	Graduate Assistant	1984-86

# COORDINATORS NOTES

## CAM'S ATTACK



Now in his fifth season as the Ravens' offensive coordinator, **Cam Cameron's** impact has been significant. In 2011, **QB Joe Flacco** produced his third-straight 3,500-yard/20-touchdown passing season, while RB Ray Rice led the NFL with 2,068 yards from scrimmage. In 2009, the Ravens were the NFL's ninth best in scoring (24.4 ppg), up from 24th in 2007, while setting team records for most total TDs (47) and most rushing TDs (22). In his first season in Baltimore (2008), Cameron built a creative offense that ranked fourth in the NFL in rushing (148.5 ypg), first in time of possession (33:10) and 11th in points per game (24.1 ppg).

Cameron brought his unique offensive mind to Baltimore after one year as the Miami Dolphins' head coach. His successful stints with the NFL's Chargers and Redskins and the NCAA's Indiana Hoosiers and Michigan Wolverines have been celebrated.

### Under Cameron's guidance in four-plus seasons (2008-12)...

- The Ravens have rushed for 130.3 yards per game, fifth most in the NFL. Baltimore also has 73 rushing TDs, tying (Hou.) for third most.
- Baltimore has committed only 91 turnovers during this span, the NFL's fourth fewest. (Ravens set a team record with just 20 giveaways in 2010 and posted a +2 turnover ratio in 2011.)
- The Ravens' 24.0 points per game during this span rank ninth.

## PRODUCTION UNDER CAM

The Ravens' "O" has been consistently effective since **Cam Cameron** took the reins in 2008. Over the past four full seasons, Baltimore has ranked in the top half of the NFL in scoring each year, while in 2009, the Ravens posted the second-most yards in team history.

### RAVENS OFFENSIVE RANKINGS UNDER CAMERON

Year	YPG	Rk.	PPG	Rk.
2012	424.0	2	30.3	5
2011	338.7	15	23.6	12
2010	322.9	22	22.3	16
2009	351.2	13	24.4	9
2008	324.0	18	24.1	11

## CAM QUICK HITS

- In each of the past three full seasons (2009-11), **QB Joe Flacco** and GB's Aaron Rodgers are the only NFL QBs to throw for at least 3,600 yards and 20 TDs while posting 12 INTs or less.
- Baltimore's "O" posted a franchise-record 553 yards in 2011's Week 3 win at STL (9/25). The Ravens' Top 5 all-time single-game outputs have come during the **John Harbaugh/Cam Cameron** Era.
- During his time as coordinator, Baltimore has posted at least 30 points on 24 different occasions (including 44 in 2012's Week 1 win over Cincy) and owns a 23-1 record in those games.
- Under Cameron, the Ravens have totaled at least 400 yards in a game 16 times, producing a 15-1 mark in those contests.
- The Ravens have piled up at least 375 total net yards 20 times since 2008, producing a 19-1 record in those games.
- The Ravens have rushed for at least 190 yards 11 times under Cameron, earning an 11-0 record. Baltimore is also 29-2 when rushing for at least 125 yards in a game.

## PEES PROMOTED



**Dean Pees**, a nine-year NFL-coaching veteran, was promoted to defensive coordinator on Jan. 27 after guiding the Ravens' LBs for two seasons. He is the sixth "D" coordinator in franchise history. Pees, who was New England's "D" coordinator from 2006-09, now leads the Baltimore unit, which has finished as the NFL's third-best scoring defense four-consecutive years (16.6 ppg in 2011). The four-straight years ties an NFL record for consecutive seasons of being in the Top 3 for points allowed.

### Pees leads a unit that during the John Harbaugh Era (2008-12)...

- Has allowed the NFL's second-fewest points (16.5) and the second-fewest net yards (298.1) per game during this span.

### POINTS PER GAME ALLOWED (Since 2008)

1. Pittsburgh . . . . . 16.1
2. Baltimore . . . . . 16.5
3. San Francisco . . . . . 19.1

### TOTAL NET YARDS ALLOWED (Since 2008)

1. Pittsburgh . . . . . 273.6
2. Baltimore . . . . . 298.1
3. NY Jets . . . . . 300.7

### OPPONENT PASSER RATING (Since 2008)

1. Baltimore . . . . . 70.2
2. Green Bay . . . . . 73.5
3. Pittsburgh . . . . . 74.0

### INTERCEPTIONS (Since 2008)

1. Green Bay . . . . . 111
2. Chicago . . . . . 87
3. Baltimore/NE . . . . . 86

### TOUCHDOWNS ALLOWED (Since 2008)

1. Pittsburgh . . . . . 112
2. Baltimore . . . . . 114
3. San Francisco . . . . . 134

### RUSHING YARDS ALLOWED (Since 2008)

1. Pittsburgh . . . . . 84.0
2. Baltimore . . . . . 90.5
3. Minnesota . . . . . 92.8

### PASSING TDs ALLOWED (Since 2008)

1. Baltimore . . . . . 69
2. Pittsburgh . . . . . 70
3. NY Jets . . . . . 75

### INTERCEPTION TDs (Since 2008)

1. Green Bay . . . . . 16
2. Baltimore . . . . . 13
3. Tampa Bay . . . . . 12

## BRINGING THE HEAT

The Ravens' 2011 No. 3-ranked defense posted the NFL's third-most sacks (48) last season. Baltimore also boasted an NFL-best 21 FFs and 111 passes defended in 2011.

SACKS (2011 Season)	PASSES DEFENSED (2011 Season)	FORCED FUMBLES (2011 Season)
1. Minnesota . . . . . 50	1. Baltimore . . . . . 111	1. Baltimore . . . . . 21
Philadelphia . . . . . 50	2. San Francisco . . . . . 105	2. Minnesota . . . . . 18
3. Bal./NYG . . . . . 48	3. Green Bay . . . . . 102	San Francisco . . . . . 18

## "D" COORD. BREAKDOWN

Four "D" coordinators in Ravens history have gone on to become NFL head coaches: Marvin Lewis (1996-2001), Mike Nolan (2002-04), Rex Ryan (2005-08) and Chuck Pagano (2011). Former Jaguars head coach Jack Del Rio was the Ravens' LBs coach from 1999-2001, while Atlanta's Mike Smith also coached on the "D" from 1999-2002.

### RAVENS DEFENSIVE COORDINATOR BREAKDOWN

D Coord. (Years)	G	Avg. PPG	Net YPG	Rush YPG	Pass YPG
Dean Pees (2012)	4	20.8	390.3	94.5	295.8
Chuck Pagano (2011)	16	16.6	288.9	92.6	196.3
Greg Mattison (2009-10)	32	16.6	309.7	93.6	216.1
Rex Ryan (2005-08)	64	17.6	277.8	84.0	193.8
Mike Nolan (2002-04)	48	18.8	302.0	103.7	198.3
Marvin Lewis (1996-2001)	96	19.0	304.0	93.0	211.0



# OZZIE NEWSOME / PERSONNEL NOTES

## WIZARD OF OZ



Ozzie Newsome's legacy is unlike any the game has seen. Known throughout all of sports as a premier leader, Newsome is a Hall of Fame player, the architect of Baltimore's Super Bowl XXXV championship team and an elite personnel evaluator who became the NFL's first African American general manager.

"Ozzie's credibility is what stands out the most," head coach John Harbaugh states. "And it's not just about what he has accomplished. To me, it's his commitment and focus while striving to do more."

### OZZIE NEWSOME CAREER SNAPSHOT

- NFL's first African American General Manager (promoted in 2002)
- Architect of Ravens 2000 Super Bowl XXXV Championship Team
- NFL Executive of the Year (2000)
- Pro Football Hall of Fame (class of 1999)
- State of Alabama Hall of Fame (class of 1995)
- National Football Foundation College Hall of Fame and NCAA Hall of Fame (class of 1994)
- 13-Year NFL Tight End with Cleveland Browns (1978-90)
- Three-Time Pro Bowler (1981, 1984-85)
- Four-Time Cleveland Touchdown Club Offensive Player of the Year
- Current Member of Three Major NFL Policy-Making Committees: Competition, Diversity and Player Care Foundation Committees

## FIRST-ROUND FINDS

Since moving to Baltimore in 1996, the Ravens, led by GM **Ozzie Newsome**, have had 17 drafts and selected 17 players in the first round. These picks have earned an amazing 51 combined Pro Bowls and several All-Rookie honors:

### RAVENS FIRST-ROUND DRAFT PICKS

Year	Name	Pick	Pro Bowls
1996	T Jonathan Ogden*	4	11
1996	LB Ray Lewis*++	26	13
1997	LB Peter Boulware*	4	4
1998	CB Duane Starks*	10	
1999	CB Chris McAlister*	10	3
2000	RB Jamal Lewis*	5	1
2000	WR Travis Taylor	10	
2001	TE Todd Heap*	31	2
2002	S Ed Reed*+	24	8
2003	OLB Terrell Suggs*+	10	5
2003	QB Kyle Boller	19	
2005	WR Mark Clayton*	22	
2006	DT Haloti Ngata*	12	3
2007	G Ben Grubbs*	29	1
2008	QB Joe Flacco^	18	
2009	T Michael Oher*	23	
2011	CB Jimmy Smith	27	

\* All-Rookie Team performer    ^ Diet Pepsi Rookie of the Year (NFL.com Fan Vote)  
+ NFL Defensive Player of the Year Awards

### Top 10 Quick Hit:

- Of the seven players chosen in the Top 10 by Baltimore, five have earned Pro Bowl status. Two of those players – Peter Boulware and Terrell Suggs – also earned Defensive Rookie of the Year honors.

### Late-Round Success Quick Hit:

- The Ravens have found gems late in the first round, including LB Ray Lewis (26th), TE Todd Heap (31st), S Ed Reed (24th), G Ben Grubbs (29th) and T Michael Oher (23rd).

## NEWSOME'S NFL TREE

GM **Ozzie Newsome** also fosters a working environment that breeds standout coaches. By bringing in individuals who embrace the "Raven way," Newsome aims to create a synergy that manufactures success among scouts, coaches and players. As a result, Baltimore has had many assistants move on to become head coaches on the collegiate and NFL levels.

### CURRENT HEAD COACHES ROOTED IN RAVENS ORGANIZATION

Head Coach (Team)	Last Position Held w/ Ravens (Years)
Kirk Ferentz (Iowa)	Asst. Head Coach/Offense (1996-98)
Marvin Lewis (Bengals)	Def. Coordinator (1996-2001)
Chuck Pagano (Colts)	Def. Coordinator (2008-11)
Rex Ryan (Jets)	Asst. Head Coach/Def. Coord. (1999-2008)
Jim Schwartz (Lions)	Quality Control/Defense (1996-98)
David Shaw (Stanford)	Wide Receivers (2002-05)
Mike Smith (Falcons)	Linebackers (1999-2002)
Ken Whisenhunt (Cardinals)	Tight Ends (1997-98)

### Coaches Quick Hit:

- Other former Ravens assistants who became head coaches include Jack Del Rio (Jacksonville), Pat Hill (Fresno State), Hue Jackson (Oakland), Eric Mangini (NY Jets and Cleveland), Mike Nolan and Mike Singletary (San Francisco) and Rick Neuheisel (UCLA).

## HOMEGROWN

The Ravens have had 29 different players earn Pro Bowl honors since the team's inception in 1996. Of those, 16 are homegrown players – 15 drafted and one signed as a rookie free agent:

### RAVENS HOMEGROWN PRO BOWLERS

Year Drafted (Rd.)	Name	Pro Bowls
<b>1996 (1st)</b>	<b>LB Ray Lewis</b>	<b>13</b>
1996 (1st)	T Jonathan Ogden	11
<b>2002 (1st)</b>	<b>S Ed Reed</b>	<b>8</b>
<b>2003 (1st)</b>	<b>OLB Terrell Suggs</b>	<b>5</b>
1997 (1st)	OLB Peter Boulware	4
1999 (1st)	CB Chris McAlister	3
<b>2006 (1st)</b>	<b>DT Haloti Ngata</b>	<b>3</b>
2001 (1st)	TE Todd Heap	2
1996 (5th)	WR/RS Jermaine Lewis	2
2007 (4th)	FB Le'Ron McClain	2
<b>2008 (2nd)</b>	<b>RB Ray Rice</b>	<b>2</b>
2000 (6th)	OLB Adalius Thomas	2
<b>2007 (1st)</b>	<b>G Ben Grubbs</b>	<b>1</b>
2000 (1st)	RB Jamal Lewis	1
2002 (RFA)	LB Bart Scott #	1
<b>2007 (3rd)</b>	<b>G Marshal Yanda</b>	<b>1</b>

# Undrafted rookie free agent

**Bold** indicates 2011 Pro Bowler

## PRO BOWLERS DRAFTED



### NFL Highs Since Ravens' Inception in 1996

Rk.	Team	Players
1.	New England Patriots . . . . .	17
2.	Green Bay Packers . . . . .	16
3.	<b>Baltimore Ravens . . . . .</b>	<b>15</b>
	Pittsburgh Steelers . . . . .	15
5.	Chicago Bears . . . . .	14
	Philadelphia Eagles . . . . .	14

# PERSONNEL / TEAM NOTES

## 2011 PRO BOWL HIGHS

The Ravens had eight players named to the Pro Bowl for their performances during the 2011 season, tying for second most in the NFL and most in the AFC (New England).

### MOST PRO BOWL HONOREES (2011 Season)

Rk.	Team	Pro Bowlers
1.	San Francisco	9
2.	Baltimore	8
	New England	8
4.	Green Bay	7
5.	Chicago	6
	Denver	6
	Pittsburgh	6

## 12 PRO BOWLERS

The Ravens have 12 Pro Bowlers on their 2012 roster, including eight who were awarded All-Star honors in 2011: **LB Ray Lewis** (13th), **S Ed Reed** (eighth), **OLB Terrell Suggs** (fifth), **DT Haloti Ngata** (third), **FB Vonta Leach** (second), **RB Ray Rice** (second), **ST Corey Graham** (first - Chi.) and **G Marshal Yanda** (first).

### PRO BOWLERS ON 2012 ROSTER (12)

ST Brendon Ayanbadejo (3)	<b>S Ed Reed (8)</b>
C Matt Birk (6)	<b>RB Ray Rice (2)</b>
WR Anquan Boldin (3)	<b>LB Terrell Suggs (5)</b>
<b>ST Corey Graham (1)*</b>	<b>G Marshal Yanda (1)</b>
<b>FB Vonta Leach (2)</b>	
<b>LB Ray Lewis (13)</b>	
T Bryant McKinnie (1)	
<b>DT Haloti Ngata (3)</b>	

**Bold:** 2011 Pro Bowler  
\* With Chicago in 2011

## NFL'S TOP 100

It can be argued that the 100 best NFL players, as voted by the players in 2011, doesn't really represent the best. Maybe coaches or scouts have a different list. Certainly, there are reporters who compiled rankings of their own. Still, it's special for the Ravens to post seven players overall (tied with Phi. and SF for the NFL's most) – including five standouts in the Top 25.

### THE NFL'S TOP 100 PLAYERS OF 2012 (NFL Players' Poll / NFL Network)

NFL Rank	Player	Position Ranking
9	DT Haloti Ngata	No. 1 defensive tackle
11	OLB Terrell Suggs	No. 2 linebacker
16	S Ed Reed	No. 1 safety
20	LB Ray Lewis	No. 3 linebacker
22	RB Ray Rice	No. 4 running back
45	FB Vonta Leach	No. 1 fullback
74	QB Joe Flacco	No. 11 quarterback

## NOTE THE NEWSOME QUOTE

"Three guarantees in life: Death, taxes and the Ravens ruling the draft. General manager Ozzie Newsome, [assistant general manager] Eric DeCosta and a great scouting department comprise a front office that always seems to be three steps ahead."

- FoxSports.com's Adam Schein, 2010

## WINNING WAYS

The Ravens are the only NFL team to win a playoff game in each of the past four full seasons – and the only NFL club to earn a postseason berth in each of those years (2008-11).



### MOST NFL PLAYOFF BERTHS / PAST FOUR SEASONS

Berths	Team
4	Baltimore Ravens
3	Atlanta, Green Bay, Indianapolis, New England, New Orleans, Philadelphia, Pittsburgh

• The Ravens' five playoff wins over the past four seasons tie Pittsburgh for most in the NFL. Four of the Ravens' victories have come on the road, tying the Jets for the NFL's most.

• All four of the Ravens' playoff losses over the past four seasons have come at the hands of the team that represented the AFC in the Super Bowl. One of those teams (2010 Steelers) captured the Super Bowl Championship.

• The Ravens have played an NFL-high 12 road playoff games since 2000. Baltimore's seven postseason road wins during this span are the most in the league.

## 20/20 CLUB

The Ravens' "20/20 Club" includes members of the team's personnel staff who started with the Ravens as young assistants and grew into evaluators with more input. The term "20/20" refers to hiring 20-year-olds for \$20,000. According to **Ozzie Newsome**: "The guys actually started when they were a little older than 20 and for more than \$20,000, but that's what we call them."

### RAVENS "20/20 CLUB" GRADUATES (Current Personnel Staff)

Name	Joined Ravens	Current Title
George Kokinis (Cle.)	1991	Senior Personnel Asst.
Eric DeCosta	1996	Assistant General Manager
Joe Hortiz	1998	Director of College Scouting
Chad Alexander	1999	Asst. Dir. of Pro Personnel
Joe Douglas	2000	National Scout
Mark Azevedo	2005	Area Scout Southeast
David Blackburn	2007	Area Scout

## ROOKIE FREE AGENT GEMS

The Ravens have a history of unearthing rookie free agent gems. On the current 53-man roster, Baltimore has 12 players who entered the NFL as rookie free agents. Of those 12, nine were originally signed by the Ravens (listed below):

### ORIGINAL RAVENS ROOKIE FREE AGENT SIGNINGS (On 2012 Active Roster)

2002: NT Ma'ake Kemoeatu*	2011: DT Bryan Hall
2008: LB Jameel McClain*	2011: WR LaQuan Williams
2009: LB Dannell Ellerbe	2012: WR/RS Deonte Thompson
2010: LS Morgan Cox*	2012: K Justin Tucker*
2010: LB Albert McClellan*	* 2012 first-teamer/starter

BALTIMORE  FOOTBALL

# RAVENS TEAM NOTES

## 2012 HONOR ROLL

### QB JOE FLACCO

#### AFC Offensive Player of the Week (Week 1)

• Flacco completed 21 of 29 passes (72.4 percent) for 299 yards, 2 touchdowns and 0 interceptions posting a 128.4 rating in Week 1's 44-13 win over the Cincinnati Bengals on Monday Night Football.

• Flacco led a Ravens' offense that posted an AFC-best in total yards (430) and average yards per play (7.4) in Week 1. Flacco's 299 passing yards ranked second in the AFC in Week 1 (Indy's Andrew Luck, 309).

• This marked Flacco's second-career Offensive Player of the Week Award. He previously won the award in 2008 (Week 9).

#### FedEx Air NFL Player of the Week (Week 3)

• Flacco completed 28 of 39 passes for 382 yards and 3 touchdowns in the Ravens' 31-30 victory over New England.

• The 382 yards marked the third-highest output of his career and the fourth-best mark in team history.

• Flacco marched the Ravens on a 7-play, 70-yard drive to set up **K Justin Tucker's** 27-yard game-winning FG as time expired. It marked Flacco's 11th-career game-winning drive in the fourth quarter or overtime (12th including postseason).

### WR TORREY SMITH

#### GMC Never Say Never Moment of the Week (Week 3)

• Smith played through the pain of losing his younger brother, Tevin Jones, less than 24 hours before game time, catching 6 passes for 127 yards and 2 TDs in the Ravens' 31-30 come-from-behind win over New England.

• Sunday morning started with the devastating news that his brother had died in a motorcycle accident. But Smith, despite permission to sit out Sunday night's game, wanted to play.

## SEPTEMBER SUCCESS

Since the **John Harbaugh** Era began in 2008, Baltimore has compiled a strong record to kick off the season each year. Baltimore is now 12-4 (.750) in September under Harbaugh, the NFL's best record during that month over the past five seasons. Here are the league's top September records from 2008-12:

### NFL'S BEST RECORDS IN SEPTEMBER (Since 2008)

Rk.	Team	Record	Pct.
1.	Baltimore Ravens	12-4	.750
2.	New York Giants	11-5	.688
3.	Atlanta Falcons	11-6	.647
	Green Bay Packers	11-6	.647
	New York Jets	11-6	.647

## HOT STARTS

**4**

Consecutive seasons the Ravens have started 3-1. Baltimore is the only NFL team to boast a winning record (3-1) in the first quarter of each of the past four seasons (2009-12).

## 2012 TOP RANKINGS

Player	Category	No.	AFC Rank	NFL Rank
Joe Flacco	Passing Yards	1,269	1	3
Joe Flacco	3rd Down QB Rating	105.9	2	4
Joe Flacco	Yards Per Attempt	8.13	2	5
Joe Flacco	Passing Touchdowns	7	4t	7t
Joe Flacco	QB Passer Rating	95.8	6	11
Ray Rice	Scrimmage Yards	491	2	2
Ray Rice	Receptions by a RB	22	1	2
Ray Rice	Total First Downs	25	2	2
Ray Rice	3rd Down Receptions	7	4t	8t
Ray Rice	Rushing Yards	317	8	13
Torrey Smith	Receptions 25+ Yards	6	1	1t
Torrey Smith	Receiving Yards Avg.	20.8	2	2
Torrey Smith	Receiving Yards	332	5	12
Ed Reed	Interceptions	2	1t	7t
Justin Tucker	KO Touchbacks	16	3	4t
Justin Tucker	Longest FG	56 yards	1	4
Justin Tucker	Leading Scorers (Ks)	37	2	7

## DOMINANT IN THE DIVISION

Since **John Harbaugh** started coaching the Ravens in 2008, Baltimore has produced a 19-7 record in AFC North play. That ranks as the NFL's third-best mark by a team vs. its division over the past four-plus seasons. Impressively, the Ravens have won 10-straight division games, ranking as the NFL's longest such active streak.

### NFL'S BEST RECORDS VS. OWN DIVISION (Since 2008)

Rk.	Team	Record	Pct.
1.	Green Bay Packers	19-6	.760
	New England Patriots	19-6	.760
3.	Baltimore Ravens	19-7	.731

### MOST CONSECUTIVE WINS VS. OWN DIVISION (Longest Active NFL Streaks)

Rk.	Team	Wins
1.	Baltimore Ravens	10
2.	Green Bay Packers	8
3.	Philadelphia Eagles	6

### LONGEST DIVISIONAL WIN STREAKS SINCE DIVISION REALIGNMENT IN 2002

Team	Division Win Streak	Years
Indianapolis Colts	12	2004-06
Baltimore Ravens	10	2010-present
Seattle Seahawks	10	2004-06
Philadelphia Eagles	10	2003-04

# TEAM NOTES / MILESTONES

## BALTIMORE'S IRONMEN

**P Sam Koch** currently owns the Ravens' active consecutive games played streak, seeing action in 100-straight contests, also having never missed a game in his career:

### RAVENS CONSECUTIVE GAMES PLAYED / CURRENT STREAKS

Rk.	Player	Games
1.	Sam Koch	100
2.	Joe Flacco	68
	Jameel McClain	68

### RAVENS CONSECUTIVE GAMES PLAYED / ALL-TIME STREAKS

Rk.	Player	Games	Years
1.	Jarret Johnson	129	2003-11
2.	Peter Boulware	111	1997-2003
3.	Matt Stover	110	2002-08
4.	Terrell Suggs	105	2003-09
5.	<b>Sam Koch</b>	<b>100</b>	<b>2006-present</b>

## MILESTONES IN REACH

### C MATT BIRK

• Birk (198) is two games shy of playing in 200 career contests. Birk has started 177 games in his career, including 100 consecutive. His 100-straight starts are the NFL's longest such active streak among centers.

### WR ANQUAN BOLDIN

• Boldin has 140 catches and 1,973 receiving yards as a Raven. With 2 more receptions, he'll move into sole possession of 10th on the Ravens' all-time list (currently tied with Shannon Sharpe). Also, with 12 more receiving yards, he'll pass Jermaine Lewis for ninth on the Baltimore's career chart.

### QB JOE FLACCO

• Flacco (87) is 3 TDs passes shy of 90 in his career.

### LB RAY LEWIS

• Lewis needs 28 more INT return yards to pass Derrick Brooks (530) for the most all-time INT return yards by a LB. Lewis has 503 return yards on 31 INTs.

### DT HALOTI NGATA

• Ngata (19) is 1 sack shy of 20 for his career. He has 2 sacks this season. Additionally, he is two games away from playing in the 100th contest of his career.

### S ED REED

• Reed (59) needs 4 INTs to move past Dave Brown and Dick LeBeau for eighth most all time. Reed's 1,506 INT return yards already stand as an NFL record, which he set in Week 1 vs. Cincy. (Reed has 2 thefts for 43 yards in the Ravens' first four games this season.)

• Reed is tied with Everson Walls (3) for the most seasons leading the league in INTs and can become the first player in NFL history to lead the league in INTs four times.

### RB RAY RICE

• With 4 more total TDs, Rice (32) will move past Willis McGahee (35) into third on the Ravens' all-time TDs list.

• Rice (27) needs 4 rushing TDs to tie Willis McGahee (31) for second on the franchise's all-time list (Jamal Lewis - 45).

## LITTLE GIVE, PLENTY TAKE

Since head coach **John Harbaugh** took over the Ravens in 2008, Baltimore has compiled a +36 turnover margin, ranking as the NFL's third-best mark. (The Ravens are +4 in 2012.)

### NFL'S TOP TURNOVER MARGIN (Since 2008)

Rk.	Team	Turnover Diff.	Take-Aways	Give-Aways
1.	Green Bay	+64	142	78
2.	New England	+60	133	73
3.	<b>Baltimore</b>	<b>+36</b>	<b>127</b>	<b>91</b>

### MOST TAKE-AWAYS (Since 2008)

1.	Green Bay	142
2.	Chicago	140
3.	New England	133
4.	Philadelphia	132
5.	New York Jets	128

### FEWEST GIVE-AWAYS (Since 2008)

1.	New England	73
2.	Green Bay	78
3.	Atlanta	86
4.	<b>Baltimore</b>	<b>91</b>
5.	San Francisco	96

## TURNOVER TABLE SINCE 2000

Year	TA/TO	Plus/Minus	Record
2012	8/4	+4	3-1
2011	25/23	+2	12-4
2010	27/20	+7	12-4
2009	32/22	+10	9-7
2008	34/21	+13	11-5
2007	23/40	-17	5-11
2006	40/23	+17	13-3
2005	26/36	-10	6-10
2004	34/23	+11	9-7
2003	41/38	+3	10-6
2002	31/32	-1	7-9
2001	28/36	-8	10-6
2000	49/26	+23	12-4
<b>Total</b>	<b>398/340</b>	<b>+58</b>	<b>119-77</b>

### Since 2000, here are the Ravens' records in a game:

When turnover ratio is +2 or better	58-2
When turnover ratio is +1 or better	83-5
When turnover ratio is even	18-16
When turnover ratio is negative	17-56

## 58-2

Since 2000, the Ravens own a 58-2 record when posting at least a +2 turnover margin in a game, with the only losses coming in 2010 in a 23-20 OT thriller at New England (10/17) and in Week 2 this season in a 24-23 dramatic game at Philadelphia (9/16).

## ROSTER FAST FACTS

**Oldest Player:** LB Ray Lewis - 37 (5/15/75)

**Youngest Player:** S Christian Thompson - 22 (6/14/90)

**Most Ravens Seasons:** LB Ray Lewis - 17

**Most NFL Seasons:** LB Ray Lewis - 17

**Heaviest Player:** T Bryant McKinnie - 354 pounds

**Lightest Player:** K Justin Tucker - 180 pounds

**Tallest Player:** T Bryant McKinnie - 6'8"

**Shortest Player:** RB Ray Rice - 5'8"

**Most Career NFL Games (Playoffs):** LB Ray Lewis - 226 (17)

# RAVENS OFFENSIVE NOTES

## BIG-PLAY PRODUCTION

The Ravens have produced an NFL-high 26 plays of 20-or-more yards this season, including an NFL-best 24 passes of 20-or-more yards. Here is the "big play" breakdown entering Week 5:

### BIG-PLAY PRODUCTION: PLAYS OF 20+ YARDS (2012 Season)

Rk. Team	20+ Plays	20+ TDs	20+ Passes	20+ Pass TDs	20+ Runs	20+ Run TDs
1. Baltimore	26	4	24	4	2	0
2. Carolina	23	2	19	2	4	0
NY Giants	23	3	20	3	3	0

## AIRBORNE ASSAULT

The Ravens have racked up 24 plays of 20-or-more yards through the air this season. Here is the breakdown of those bombs, which have been distributed to eight different players:

### RAVENS WITH CATCHES OF 20+ YARDS (2012 Season)

Player	Pos.	20+ Catches	20+ TDs
Torrey Smith	WR	6	1
Anquan Boldin	WR	5	1
Jacoby Jones	WR	5	1
Dennis Pitta	TE	3	1
Ray Rice	RB	2	0
Ed Dickson	TE	1	0
Tandon Doss	WR	1	0
Deonte Thompson	WR	1	0

## PROLIFIC IN RED ZONE

The Ravens' offense ties for second in red zone TD scoring percentage (66.7%) entering Week 5. Baltimore has scored 8 TDs (5 rushing and 3 passing) in 12 trips to the red zone this season.

### NFL RED ZONE SCORING (2012 Season)

Rk. Team	RZ Drives	RZ TDs	RZ TD Pct.
1. Carolina Panthers	11	8	72.7
2. Baltimore Ravens	12	8	66.7
Green Bay Packers	12	8	66.7
Washington Redskins	15	10	66.7
5. Denver Broncos	14	9	64.3
New Orleans Saints	14	9	64.3

## SCORING OFFENSE

Entering Week 5, the Ravens rank fifth in the NFL in points per game, producing a 30.3 ppg average. Baltimore has outscored foes 121-83 to post the NFL's sixth-best scoring differential (+38).

### NFL SCORNG / POINTS PER GAME (2012 Season)

Rk. Team	Points	Points/Game
1. New England Patriots	134	33.5
2. Houston Texans	126	31.5
3. Atlanta Falcons	124	31.0
4. Washington Redskins	123	30.8
5. Baltimore Ravens	121	30.3

## TOP 5 "O" OUTPUTS

In Week 3's win over New England, Baltimore's offense registered 503 yards of total offense (121 rushing and 382 passing), marking the third-highest output in team history. Impressively, the Ravens' Top 5 all-time single-game outputs have come during the John Harbaugh/Cam Cameron Era (since 2008).

### RAVENS TOP TOTAL NET YARDS (Single-Game History)

Yards	Game/Date	Results
553	9/25/11 at STL	W, 37-7
548	12/13/09 vs. Det.	W, 48-3
<b>503</b>	<b>9/23/12 vs. NE</b>	<b>W, 31-30</b>
501	9/13/09 vs. KC	W, 38-24
479	9/27/09 vs. Cle.	W, 34-3

## OFFENSE EXPLODES

In their past two games, the Ravens have produced 941 total yards of offense (438 vs. Cle. and 503 vs. NE). The 941 mark the most total yards Baltimore has registered in consecutive games in franchise history. Last Thursday (9/27) also marked just the second time in team history that the Ravens tallied 400-or-more yards in consecutive games:

### BACK-TO-BACK GAMES W/ 400-PLUS YARDS OF OFFENSE (Ravens History)

Year	First Game (Yards)	Second Game (Yards)
2012	Sept. 23 vs. NE (503)	Sept. 27 vs. Cle. (438)
2000	Nov. 19 vs. Dal. (479)	Nov. 26 vs. Cle. (461)

### 400 Quick Hit:

• Baltimore's offense registered 438 total yards of offense in Week 4 vs. Cleveland. During the John Harbaugh/Cam Cameron Era, the Ravens have totaled at least 400 yards in a game 16 times, producing a 15-1 mark in those contests.

## 300, 100 & 100

In Week 3's 31-30 victory vs. New England, the Ravens' offense produced a 300-yard passer, 100-yard rusher and 100-yard receiver for just the fifth time in franchise history.

### 300-YARD PASSER/100-YARD RUSHER/100-YARD RECEIVER (Ravens Single-Game History)

Game	300 Passer	100 Rusher	100 Receiver
09/23/12 vs. NE	J. Flacco-382	R. Rice-101	T. Smith-127
10/16/11 vs. Hou.	J. Flacco-305	R. Rice-101	A. Boldin-132
11/23/03 vs. Sea.	A. Wright-319	J. Lewis-117	M. Robinson-131
10/19/03 at Cin.	K. Boller-302	J. Lewis-101	T. Heap-129
			T. Taylor-138
12/5/99 vs. Ten.	T. Banks-332	P. Holmes-100	Q. Ismail-113

## STARTING SECOND STRONG

# 21

Points the Ravens have scored on the first possession of the second half, ranking as the NFL's most. Baltimore has scored a TD on the first drive of the second half in three of four games.

# RAVENS DEFENSIVE NOTES

## OVER A DECADE OF DOMINANCE

Dating back to their 2000 Super Bowl-winning season, the Ravens' stout "D" ranks in the Top 3 in most significant categories.

**TOTAL DEFENSE**  
(Yards Allowed Since 2000)

1. Pittsburgh . . . . . 279.7
2. **Baltimore** . . . . . **289.7**
3. Tampa Bay . . . . . 309.9

**TAKE-AWAYS**  
(Most Since 2000)

1. **Baltimore** . . . . . **399**
2. Chicago . . . . . 385
3. Car./GB . . . . . 383

**3RD-DOWN CONV. PCT.**  
(Pct. Since 2000)

1. **Baltimore** . . . . . **34.3**
- Philadelphia . . . . . 34.3
3. Chicago . . . . . 34.9

**INTERCEPTIONS**  
(Most Since 2000)

1. Green Bay . . . . . 257
2. **Baltimore** . . . . . **251**
3. Tampa Bay . . . . . 244

**POINTS PER GAME**  
(Fewest Allowed Since 2000)

1. **Baltimore** . . . . . **17.0**
- Pittsburgh . . . . . 17.0
3. New England . . . . . 18.6

**RUSHING YARDS/GAME**  
(Fewest Allowed Since 2000)

1. Pittsburgh . . . . . 88.0
2. **Baltimore** . . . . . **89.7**
3. Minnesota . . . . . 101.8

**OPPONENT QB RATING**  
(Lowest Since 2000)

1. **Baltimore** . . . . . **71.0**
2. Pittsburgh . . . . . 74.4
3. Tampa Bay . . . . . 75.3

**INTERCEPTION TDs**  
(Most Since 2000)

1. Green Bay . . . . . 34
2. **Baltimore** . . . . . **33**
3. Tampa Bay . . . . . 30

## NFL-RECORD RUN "D"

The Ravens have held opponents to under 4.0 yards per rush in each year of their existence (an amazing 16-straight seasons), ranking as the longest streak in NFL history.

### MOST CONSECUTIVE SEASONS ALLOWING LESS THAN 4 YARDS PER RUSH

Team	Seasons	Years
<b>Baltimore Ravens</b>	<b>16</b>	<b>1996-2011</b>
Buffalo Bills	15	1986-2000
Dallas Cowboys	15	1964-78

### Longest Active in Top 5:

• The Ravens own the NFL's longest active streak of ranking in the Top 5 in run defense (yards allowed per game), doing so for six-straight seasons. In 2011, Baltimore was No. 2, permitting just 92.6 rushing ypg.

## LIMITING THE 100s

Dating back to the 1999 season, the Ravens have allowed the second-fewest 100-yard rushers (27) in the NFL. (Pittsburgh ranks first with 25.) The top teams stack up as follows:

### 100-YARD RUSHERS ALLOWED (Since 1999)

Rk.	Team	100-Yard Rushers
1.	Pittsburgh Steelers	25
2.	<b>Baltimore Ravens</b>	<b>27</b>
3.	San Diego Chargers	38

### Rush "D" Quick Hits:

• Baltimore has allowed only nine 100-yard RBs in its last 87 games & 11 in the past 104 games (last was the Browns' Peyton Hillis, 112, on 12/24/11).  
• From 12/17/06 to 10/4/09, the Ravens produced a 39-game streak without permitting a 100-yard rusher.

## RECORD OF TOP THREE "3s"

The Ravens' defense has allowed the third-fewest points in the NFL each of the last four full seasons – the best stretch in team history – also tying an NFL record. Since the 1970 merger, only four other teams have achieved an impressive streak such as this.

### CONSECUTIVE SEASONS W/ TOP THREE SCORING DEFENSE (Since 1970 Merger)

Team	Consec. Seasons	Years
<b>Baltimore Ravens</b>	<b>4</b>	<b>2008-11</b>
Dallas Cowboys	4	1993-96
Los Angeles Rams	4	1974-77
Minnesota Vikings	4	1973-76
San Francisco 49ers	4	1984-87

## TOP 10 STREAK

Baltimore has finished in the Top 10 in total defense (yards allowed) nine-straight seasons. Since the 1970 merger, only six teams have produced at least eight-consecutive seasons with a Top 10 defense. Baltimore (9) and Pittsburgh (12) boast the NFL's longest active streaks of ranking in the Top 10.

### CONSECUTIVE SEASONS W/ A TOP 10 DEFENSE (Since 1970 Merger)

Team	Consec. Seasons	Years
Pittsburgh Steelers	12	2000-11
Dallas Cowboys	10	1970-79
<b>Baltimore Ravens</b>	<b>9</b>	<b>2003-11</b>
Los Angeles Rams	9	1973-81
Tampa Bay Buccaneers	9	1997-2005
Pittsburgh Steelers	8	1972-79

## AN OFFENSIVE DEFENSE

Since 1996, the Ravens have posted 52 defensive TDs, scoring at least one in each year of their existence (including 2 pick-6's this season). Baltimore is 41-7 all time when tallying a D-TD. Since 2003, the Ravens own the NFL's most D-TDs (39), earning a 30-5 mark.

### NFL DEFENSIVE TOUCHDOWNS (Since 2003)

Rk.	Team	D-TDs
1.	<b>Baltimore Ravens</b>	<b>39</b>
2.	Green Bay Packers	38
3.	New England Patriots	30

## SHUTOUT CITY

Since 2000, Baltimore's "D" has registered the NFL's most shutouts, blanking opponents nine times. The Ravens' last shutout came on Nov. 16, 2009 in a 16-0 win at Cleveland on Monday Night Football.

### NFL SHUTOUT LEADERS (Since 2000)

Rk.	Team	Shutouts
1.	<b>Baltimore Ravens</b>	<b>9</b>
2.	Pittsburgh Steelers	8
3.	New England Patriots	7
	San Francisco	7
	Seattle Seahawks	7
	Tampa Bay Buccaneers	7

# THAT M&T MAGIC

## THE M&T ADVANTAGE

For the first time in team history, the Ravens went undefeated at home (8-0) in 2011, becoming just one of three NFL teams (GB and NO) to accomplish the feat last year. Under **John Harbaugh** (since 2008), the Ravens have won 21 of their last 22 regular season home games and are 30-5 in games played in Baltimore, including 3-0 this season.

### NFL'S BEST REGULAR SEASON HOME RECORDS (John Harbaugh Era / Since 2008)

Rk.	Team	Record	Pct.
1.	Baltimore Ravens	30-5	.857
2.	New England Patriots	28-5	.848
3.	Atlanta Falcons	28-6	.824

## HOME STREAKIN'

Baltimore's current 13-game regular season home winning streak is the longest in team history. When including postseason games, the Ravens have won 14-straight contests at M&T Bank Stadium.

### MOST CONSECUTIVE REGULAR SEASON HOME GAMES WON (Ravens History)

Games	Date/Games
13	2010-12 (last 2 through first 3)
8	2006-07 (last 5 through first 3)
7	2009-10 (last 2 through first 5)
7	2000-01 (last 4 through first 3)

## CHARM CITY RUSH

Since 2008, Baltimore has rushed for 137.8 yards per game at home (fourth most in NFL among home teams) and an NFL-high 46 TDs.

### RUSHING YARDS PER GAME AT HOME (Since 2008)

Rk.	Team	Att.	Yds.	TD	YPG
1.	Carolina Panthers	1,039	4,983	39	146.6
2.	Minnesota Vikings	1,039	4,751	35	139.7
3.	Kansas City Chiefs	1,002	4,692	23	138.0
4.	Baltimore Ravens	1,165	4,824	46	137.8

## M&T POINTS PRODUCTION

Since 2009, the Ravens have averaged 27.2 points per game at M&T Bank Stadium, ranking as the NFL's fifth-best mark among home teams during this span. In their current 13-game home winning streak (the NFL's longest active), the Ravens have produced 27.7 points per game in those victories.

### POINTS PER GAME AT HOME (Since 2009)

Rk.	Team	Points	Points/Game
1.	Green Bay Packers	857	31.7
2.	New England Patriots	786	31.4
3.	New Orleans Saints	808	31.1
4.	San Diego Chargers	715	27.5
5.	Baltimore Ravens	735	27.2

### Ravens Post 44 in Week 1:

• The Ravens scored 44 points in Week 1's win over Cincinnati at M&T Bank Stadium, marking their second-highest output at home during the John Harbaugh Era (48 vs. Det. in 2009).

## HOT AT HOME

The Ravens have been dominant at home during the **John Harbaugh** Era (2008-12), winning 13-straight contests and 21 of their last 22 at M&T Bank Stadium. Baltimore's 13-game winning streak at home currently ranks as the NFL's longest. Additionally, it's the longest home mark in Ravens history.

### NFL'S LONGEST HOME WINNING STREAKS (Active Streaks)

Rk.	Team	Games
1.	Baltimore Ravens	13
2.	Arizona Cardinals	8
3.	San Francisco 49ers	7
4.	Atlanta Falcons	6
5.	Pittsburgh Steelers	4

## AT HOME UNDER HARBS

# 13.9

Points per game Baltimore has permitted at home since 2008, the NFL's best defensive mark. (Pittsburgh is second at 14.7 ppg.)

# 51

Interceptions by the Ravens at home since 2008, ranking as the NFL's second most at home (GB is first with 62).

# 63.8

Passer rating the Ravens have forced for opposing QBs at M&T Bank Stadium since 2008, the NFL's top defensive mark.

# 276.1

Yards per game the Ravens' defense has permitted at home since 2008, ranking as the NFL's second-stingiest average during that span (Pittsburgh is at 267.1 ppg).

# 915-485

Ratio the Ravens have outscored opponents at home since 2008, limiting foes to 13.9 points per game. In their 30 wins during this span, the margin of victory has been 14.3 ppg.

## M&T BANK SECURITY

The Ravens' "D" has been stout at home for many seasons. Since the 2003 campaign, Baltimore ranks first in fewest points allowed per game among NFL home teams. The Ravens also have the most INTs (111) and have posted the second-most sacks (209).

### BEST NFL DEFENSES AT HOME (Since 2003)

TOTAL DEFENSE (Fewest Yards Allowed)	POINTS PER GAME (Fewest Allowed)
1. Pittsburgh . . . . . 274.5	1. Baltimore . . . . . 15.0
2. Baltimore . . . . . 278.4	2. New England . . . . . 15.9
3. New York Jets . . . . . 300.5	3. Pittsburgh . . . . . 16.2

INTERCEPTIONS (Most in NFL)	SACKS (Most in NFL)
1. Baltimore . . . . . 111	1. Baltimore . . . . . 209
2. Green Bay . . . . . 102	New York Giants . . . . . 209
3. Chicago . . . . . 101	3. Seattle . . . . . 199

# ALL-TIME WIN/LOSS RESULTS

## REGULAR SEASON RECORDS

	<u>Overall Record</u>	<u>Home</u>	<u>Away</u>
Overall	143-116-1	91-39-1	52-77
In M&T Bank Stadium (since 1998)	84-31	84-31	n/a
Coached by Ted Marchibroda	16-31-1	11-12-1	5-19
Coached by Brian Billick	80-64	50-22	30-42
Coached by John Harbaugh	47-21	30-5	17-16
vs. AFC Teams	112-91	72-37	40-54
vs. AFC North (AFC Central)	37-25 (26-28)	23-9 (13-14)	14-16 (13-14)
vs. AFC East	16-16	12-4	4-12
vs. AFC South	11-11	7-4	4-7
vs. AFC West	18-11	13-3	5-8
vs. NFC Teams	36-26-1	24-5-1	12-21
vs. NFC North (NFC Central)	4-4 (3-5)	4-0 (3-1)	0-4 (0-4)
vs. NFC East	10-5-1	5-1-1	5-4
vs. NFC South	6-6	3-3	3-3
vs. NFC West	13-6	9-0	4-6
On Monday Night Football - ABC/ESPN	8-9	4-2	4-7
On NBC/ESPN - Sunday Night	12-12	9-5	3-7
On NFL Network	3-2	2-0	1-2
In Overtime	9-7-1	6-2-1	3-5
Ravens Shutout Wins	10	5	5
In Season Opener	9-8	6-3	3-5
Indoors	4-10	n/a	4-10
<b>Note:</b> Baltimore has played in Houston's Reliant Stadium twice (2-0), Indy's Lucas Oil Stadium once (0-1) and Dallas' Texas Stadium once (1-0), all games considered "outdoors" due to open roofs. Only one game at Reliant Stadium (12/13/10) came when the roof was closed, meaning the game was "indoors."			
In August	0-1	0-1	0-0
In September	35-22	23-5	12-17
In October	27-34	16-13	11-21
In November	38-31-1	22-10-1	16-21
In December	38-26	27-9	11-17
In January	5-2	3-0	2-2

## RAVENS TRENDS

<u>Team</u>	<u>Since 2000</u>	<u>2012</u>	<u>Offense</u>	<u>Since 2000</u>	<u>2012</u>
Record	119-77	3-1	Scoring 20 or more points	91-22	3-1
vs. AFC North (since 2002)	37-25	2-0	Scoring 30 or more points	43-3	2-0
vs. AFC	90-58	3-0	Having 20 or more first downs	50-27	3-0
vs. NFC	29-19	0-1	Totaling 350 or more net yards	53-19	3-0
Home	76-23	3-0	At least 35 minutes time of possession	32-3	0-0
Away	43-54	0-1	Rushing for 150 or more yards	42-9	0-0
On grass	50-43	0-1	When not throwing an INT	67-11	1-0
Artificial turf	69-34	3-0	With a 100-yard rusher	44-15	1-0
Outdoors	116-70	3-1	Without a 100-yard rusher	75-62	2-1
Indoors	3-7	0-0	With a 100-yard receiver	26-12	2-0
September	27-15	3-1	Without a 100-yard receiver	93-65	1-1
October	24-23	0-0	With a 300-yard passer	12-6	2-0
November	33-19	0-0	Without a 300-yard passer	107-71	1-1
December	30-19	0-0	<b>Defense</b>		
January	5-1	0-0	When scoring a defensive TD	35-5	2-0
Leading at halftime	96-12	2-1	When returning an INT for a TD	29-2	2-0
Trailing at halftime	17-55	1-0	When returning a fumble for a TD	7-3	0-0
Tied at halftime	6-10	0-0	Recording 3 or more sacks	62-22	1-0
Tied after 3 quarters	3-6	0-1	Holding opponent under 250 net yards	36-3	0-0
Leading After 3 quarters	101-9	2-0	Holding opponent under 21 points	94-29	2-0
Trailing after 3 quarters	16-61	1-0	Holding opponent under 15 points	78-14	1-0
Decided by 7 points or less	46-39	2-1	Allowing a 100-yard rusher	11-16	0-0
Decided by 3 points or less	23-23	1-1	Not allowing a 100-yard rusher	107-62	3-1
When scoring first	80-20	2-0	Allowing a 100-yard receiver	26-23	1-1
When not scoring first	39-57	1-1	Not allowing a 100-yard receiver	94-53	2-0
Positive or even turnover ratio	102-22	2-1	Allowing a 300-yard passer	17-11	2-1
Negative turnover ratio	17-56	1-0	Not allowing a 300-yard passer	101-66	1-0
Winning penalty ratio	52-32	0-1			
Losing penalty ratio	57-40	3-0			
Overtime	6-5	0-0			
When returning a KOR for a TD	2-1	0-0			
When returning a PR for a TD	5-2	0-0			



# DEFENSIVE PLAYER NOTES

## THE ULTIMATE LB



Thirteen-time Pro Bowl **LB Ray Lewis** posted a game-high 14 tackles (11 solo), 1 sack and 1 FF in the Week 1 win over Cincy. In 2011, Lewis had a team-high 95 tackles, 2 sacks, 1 INT and 2 FFs. Lewis, who has played in 226 career contests, is Baltimore's all-time tackle king (2,619 stops). He also has the most FRs (20), second-most INTs (31) and second-most FFs (20) in team history, leading a Ravens' "D" that has ranked in the top 10 (yards allowed) for nine-straight seasons.

### RAVENS CAREER DEFENSIVE RECORDS (All-Time History)

#### TACKLES

1. **Ray Lewis (1996-present)** ..... 2,619
2. Kelly Gregg (2001-2010)..... 721
3. Terrell Suggs (2003-present) ..... 660
4. Ed Reed (2002-present) ..... 621
5. Jamie Sharper (1997-2001) ..... 522

#### INTERCEPTIONS

1. Ed Reed (2002-present) ..... 59
2. **Ray Lewis (1996-present)** ..... 31
3. Chris McAlister (1999-2008)..... 26
4. Duane Starks (1998-2001) ..... 20  
Rod Woodson (1998-2001)..... 20

#### FUMBLES RECOVERED

1. **Ray Lewis (1996-present)** ..... 20
2. Terrell Suggs (2003-present) ..... 11
3. Rob Burnett (1996-2001) ..... 8

## TACKLE MACHINE

Now in his 17th NFL season, **LB Ray Lewis** is the NFL's active career tackles leader. Lewis, who has played in 226 games, is one of only two active players to hit the 2,000-tackle milestone. In 2011, Lewis led the Ravens in tackles (95) for the 14th time in his career. He has tallied at least 130 stops 13 times.

### NFL CAREER TACKLE LEADERS (Active Players)

Rk.	Player (Year Entered NFL)	Tackles	Games
1.	<b>Ray Lewis (1996)</b>	<b>2,619</b>	<b>226</b>
2.	London Fletcher (1998)	2,243	228
3.	Keith Brooking (1998)	1,839	213
4.	Brian Urlacher (2000)	1,676	174
5.	Mike Peterson (1999)	1,600	186

## AN ELITE NFL CLUB

In 2011's Week 6 win over Houston, **LB Ray Lewis** became the only player in NFL history to record 40 sacks and 30 INTs in a career.

### NFL PLAYERS W/ 30+ SACKS & 25+ INTs (NFL History)

Player	Games	Sacks	INTs
<b>Ray Lewis (1996-present)</b>	<b>226</b>	<b>41.5</b>	<b>31</b>
Rodney Harrison (1994-2008)	186	30.5	34
William Thomas (1991-2001)	172	37.0	27

## 'BACKER THEFTS

**LB Ray Lewis** is the NFL's active INT leader among linebackers, posting 31 picks during his career. Lewis ranks sixth all time in INTs by a linebacker, passing Sam Huff (30) in Week 1 of the 2011 season. With 1 more INT, he can tie Nick Buoniconti, Jack Ham and Lee Roy Jordan for third all time by a linebacker.

### LINEBACKER INTERCEPTION LEADERS (Active Players)

Rk.	Player (Team)	INTs	Yards	TDs
1.	<b>Ray Lewis (Bal.)</b>	<b>31</b>	<b>503</b>	<b>3</b>
2.	Brian Urlacher (Chi.)	21	278	1
3.	London Fletcher (Was.)	19	139	2
	Mike Peterson (Atl.)	19	272	1
	Takeo Spikes (SD)	19	276	3

## TAKE IT AWAY

In his 17th NFL season (all with the Ravens), **LB Ray Lewis** currently stands as the NFL's longest-tenured defensive player still playing with his original team. Lewis' 50 career take-aways rank second all time among LBs, with only Hall of Famer Jack Ham (53: 32 INTs and 21 FRs) producing more.

### MOST CAREER TAKE-AWAYS BY A LINEBACKER (Since 1970 Merger)

Rk.	Player	Take-Aways	INTs	FRs
1.	Jack Ham	53	32	21
2.	<b>Ray Lewis</b>	<b>50</b>	<b>31</b>	<b>19*</b>
3.	Stan White	48	34	14

\*Has 20 career overall FRs, but 1 came after teammate Jamie Sharper fumbled an INT that Lewis would then recover; thus, Lewis has 19 FR take-aways.

## TANGLED IN THE WEBB



Ravens **CB/RS Lardarius Webb** produced a career year in 2011, becoming the NFL's only player last season to have an INT-TD & a PR-TD. Webb also tied to post the NFL's fourth-most pass breakups (20), finishing with a career-best 68 tackles and a team-high 5 INTs. Webb also helped lead a Ravens' secondary that allowed the NFL's fewest passing TDs (11) and permitted just 196.3 aerial yards per game (league's fourth fewest).

### NFL'S MOST PASSES DEFENSED (2011 Season)

Rk.	Player (Team)	PD	INTs
1.	Brandon Browner (Sea.)	23	6
2.	Tramon Williams (GB)	22	4
3.	Darrelle Revis (NYJ)	21	4
4.	<b>Lardarius Webb (Bal.)</b>	<b>20</b>	<b>5</b>
	Brandon Flowers (KC)	20	4

### RAVENS INTERCEPTIONS (2011 Season)

Rk.	Player	INTs
1.	<b>Lardarius Webb</b> .....	<b>5</b>
2.	Ed Reed.....	3
3.	Jimmy Smith.....	2
	Terrell Suggs.....	2
5.	Three Players.....	1

### FEWEST PASS TDs ALLOWED (2011 Season)

Rk.	Team	TDs
1.	<b>Baltimore Ravens</b> ....	<b>11</b>
2.	New York Jets.....	15
	Pittsburgh Steelers....	15
4.	Cleveland Browns....	16
5.	Arizona Cardinals.....	17

# DEFENSIVE PLAYER NOTES

## A DANGEROUS REED



Eight-time Pro Bowl **S Ed Reed** has tallied 59 INTs during his career – the most in Ravens history and the NFL since he entered the league in 2002. Among active players, Reed's career INTs also rank first, while his 1,506 return yards are an NFL record, which he set in Week 1's win over Cincy.

### NFL CAREER INTERCEPTION LEADERS (Active Players)

Rk.	Player (Team)	G	INT	Yds	Avg.	Lg	TD
1.	Ed Reed (Bal.)	148	59	1,506	25.5	107t	7
2.	Charles Woodson (GB)	203	55	896	16.3	62t	11
3.	Champ Bailey (Den.)	198	50	446	8.9	70t	4
4.	Asante Samuel (Atl.)	135	45	617	13.7	55t	5
5.	Ronde Barber (TB)	229	44	787	17.9	66t	7

### Reed Quick Hits: Of his 59 career INTs...

- 36 have come in the second half (most in the NFL since '02) and 22 in the fourth quarter (most in the NFL since '02).
- When Reed records an INT, the Ravens own a 36-11 record. When he makes 2 INTs in a game, Baltimore is 12-0 (13-0 including playoffs).
- 15 have come in the month of September, the NFL's most among active players in that month.
- Reed's 8-career playoff INTs rank as the most among active players. He had 1 theft in the 2011 Divisional win over Houston (1/15/22).

## NFL RECORD-HOLDER

In Week 1 vs. Cincinnati, **S Ed Reed** became the NFL's all-time leader in INT return yards, passing Hall of Famer Rod Woodson for the most ever. Reed returned the 58th pick of his career for 34 yards, upping his all-time total to 1,497 yards. In Week 2 at Philly, he added another theft (his second this season) and increased his INT return yards total to 1,506.

### CAREER INTERCEPTION YARDS LEADERS (NFL History)

Rk.	Player	G	INT	Yds	Avg.	Lg	TD
1.	Ed Reed	148	59	1,506	25.5	107t	7
2.	Rod Woodson	238	71	1,483	20.9	98t	12
3.	Darren Sharper	205	63	1,412	22.4	99t	11
4.	Deion Sanders	188	53	1,331	25.1	93t	9
5.	Emlen Tunnell	167	79	1,282	16.2	55t	4

## PREMIER PLAYMAKER

**S Ed Reed's** 59 career INTs rank first among active NFL players since he entered the league in 2002. Additionally, his 1,506 return yards and 25.5-yard return average rank first in NFL history.

### NFL INTERCEPTIONS (Since 2002)

Rk.	Name	INTs	Yards
1.	Ed Reed	59	1,506
2.	Asante Samuel	45	617
3.	Charles Woodson	44	663

### INT RETURN AVERAGE (NFL History/Min. 30 INT)

Rk.	Name	Avg.	INTs	Yards
1.	Ed Reed	25.5	59	1,506
2.	Deion Sanders	25.1	53	1,331
3.	Glen Edwards	24.6	39	961

## REED'S TDs

**S Ed Reed** has scored 14 TDs in his career (including playoffs). Amazingly, Reed is the only player in NFL history to score return TDs off a punt return, blocked punt, INT and fumble recovery.

### ED REED'S CAREER TOUCHDOWNS

Date/Game	Result	Touchdown
09/10/12 vs. Cin.	W	34-yard INT return
10/11/09 vs. Cin.	L	52-yard INT return
1/4/09 at Mia. (WC)	W	64-yard INT return
12/7/08 vs. Was.	W	22-yard FR return
11/23/08 vs. Phi.	W	107-yard INT return*
9/21/08 vs. Cle.	W	32-yard INT return
9/10/07 at Cin.	L	63-yard punt return
11/5/06 vs. Cin.	W	25-yard INT return
11/7/04 vs. Cle.	W	106-yard INT return
10/10/04 at Was.	W	22-yard FR return
11/23/03 vs. Sea.	W	16-yard punt block return
10/12/03 at Ari.	W	22-yard punt block return
9/14/03 vs. Cle.	W	54-yard INT return
11/24/02 vs. Ten.	W	11-yard punt block return

\* NFL Record *Italics indicates postseason*

## SCORING THEFTS

**S Ed Reed** has posted 9 regular season defensive touchdowns during his career. Reed's 9 "D-TDs" are the most in Ravens franchise history, while his 7 INT-TDs also rank first.

### RAVENS REGULAR SEASON DEFENSIVE TOUCHDOWNS (Career Leaders)

Rk.	Player	INTs	FRs	Total
1.	Ed Reed	7	2	9
2.	Chris McAlister	5	1	6
3.	Rod Woodson	5	0	5
	Adalius Thomas	2	3	5

## DUAL-INT GAMES

**S Ed Reed** registered the 12th dual-INT game (13th including playoffs) of his career in 2011's Week 1 win vs. Pittsburgh. Reed owns the most such games among players who began their careers in the Super Bowl Era (since 1966).

### MOST GAMES WITH 2+ INTERCEPTIONS (Players Who Began Career in Super Bowl Era)

Player	2+ INT Games
Ed Reed	12
Ronnie Lott	11
Lem Barney	9
Dave Brown	9
Everson Walls	9


## GOING THE DISTANCE

### LONGEST INTERCEPTION RETURNS (NFL History)

Rk.	Player	Yards	Date/Game
1.	Ed Reed	107t	11/23/08 vs. Phi.
2.	Ed Reed	106t	11/7/04 vs. Cle.
3.	Vencie Glenn	103t	11/29/87 vs. Den.
	Louis Oliver	103t	10/4/92 at Buf.

# DEFENSIVE PLAYER NOTES

## DEFENSIVE PLAYER OF THE YEAR



**OLB Terrell Suggs** injured his Achilles this past spring and is working to return at some point during the 2012 season (he is currently on the PUP list). Suggs, who was named the 2011 AP Defensive Player of the Year, posted three 3-sack games in 2011, finishing with a career-high 14 sacks. Suggs also forced an NFL-high 7 fumbles, setting a career high and a Ravens' single-season record. Suggs' 14 sacks in 2011 ranked third in Ravens history and first in the AFC (also tying Aldon Smith for fifth in the NFL).

### RAVENS ALL-TIME SACKS (Career Leaders)

Rk.	Player (Years)	Sacks
1.	Terrell Suggs (2003-present)	82.5
2.	Peter Boulware (1997-2005)	70.0
3.	Michael McCrary (1997-2002)	51.0
4.	Ray Lewis (1996-present)	41.5
5.	Adalius Thomas (2000-06)	38.5

### AFC SACKS LEADERS (2011 Season)

1. Terrell Suggs (Bal.) . . . 14
2. Tamba Hali (KC) . . . . . 12
3. Connor Barwin (Hou.) . . 11.5
- Von Miller (Den.) . . 11.5

### RAVENS SACKS LEADERS (Single-Season Records)

1. Peter Boulware (2001) . . 15
2. Michael McCrary (1998) . . 14.5
3. Terrell Suggs (2011) . . . 14
4. Trevor Pryce (2006) . . . 13

## HOT OFF THE EDGE

Since entering the NFL in 2003, **OLB Terrell Suggs'** 82.5 sacks rank seventh among active players, while his 610 yards lost stand fifth. Suggs had a team-, career- and AFC-high 14 sacks in 2011.

### NFL ACTIVE SACKS LEADERS (Since 2003)

Rk.	Player	Sacks	Yards
1.	Jared Allen (Min.)	107.0	685.5
2.	DeMarcus Ware (Dal.)	104.5	685.5
3.	Julius Peppers (Chi.)	90.5	546.5
4.	Dwight Freeney (Ind.)	89.5	667.0
5.	John Abraham (Atl.)	87.5	583.0
	Robert Mathis (Ind.)	87.5	630.0
7.	<b>Terrell Suggs (Bal.)</b>	<b>82.5</b>	<b>610.0</b>
8.	Osi Umenyiora (NYG)	71.0	499.5
9.	Trent Cole (Phi.)	69.5	518.5

#### Suggs Quick Hits:

- Suggs racked up 30 sacks from 2010-11 (36 total games, including play-offs), the NFL's fourth most during that span.
- The Ravens are 50-17 all time when Suggs records a sack.
- Baltimore is 13-1 when he tallies 2 or more sacks during his career.

### RAVENS FORCED FUMBLES (Career Leaders)

1. Terrell Suggs . . . . . 29
2. Ray Lewis . . . . . 20
3. Adalius Thomas . . . . . 15

### RAVENS FUMBLE RECOVERIES (Career Leaders)

1. Ray Lewis . . . . . 20
2. Terrell Suggs . . . . . 11
3. Rob Burnett . . . . . 8

## THE DOMINANT DT



One of the NFL's most disruptive forces, **DT Haloti Ngata** was named to his third Pro Bowl (as a starter) in 2011. Perhaps the NFL's most athletic DT, Ngata stops the run (413 career tackles), rushes the passer (19.5 career sacks) and even drops into coverage (3 career INTs). In Week 1's win over Cincy, he had 4 tackles, 1.5 sacks and 1 PD, helping limit the Bengals to 13 points.

Baltimore has a history of strong run defense, and with Ngata's help the past several seasons, has upheld its stout legacy on the ground.

### RAVENS RUSHING DEFENSE RANKINGS (Past Six Full Seasons/Since Ngata Entered NFL)

Year	Yards Per Game Allowed		Avg. Per Play Allowed	
	Total	Rank	Total	Rank
2011	92.6	2nd	3.5	2nd
2010	93.9	5th	3.9	8th
2009	93.3	5th	3.4	1st
2008	81.4	3rd	3.6	5th
2007	79.3	2nd	2.8	1st
2006	75.9	2nd	3.3	2nd

## "NGATA" ON US

Dating back to 2006, when **DT Haloti Ngata** entered the NFL, the Ravens have allowed the NFL's second-fewest rushing TDs (47) and the NFL's third-fewest rushing yards per game (86.4 ypg).

### RUSHING TOUCHDOWNS (Fewest Allowed Since 2006)

1. Pittsburgh . . . . . 43
2. Baltimore . . . . . 47
3. Minnesota . . . . . 52

### RUSHING YARDS PER GAME (Fewest Allowed Since 2006)

1. Minnesota . . . . . 84.8
2. Pittsburgh . . . . . 85.6
3. Baltimore . . . . . 86.4

## NGATA SCORES

In the 2011 Week 3 win at St. Louis, **DT Haloti Ngata** scooped up a Sam Bradford fumble and returned it 28 yards for his first-career TD. Ngata's scamper is the third-longest FR-TD in Ravens history, shy of OLB Adalius Thomas' 57- and 35-yarders.

## D-TACKLE DOMINANCE

In the Ravens' season-opening win over Cincy, **DT Haloti Ngata** notched 1.5 QB drops, tying a career high. He has 7 sacks dating back to 2011, has racked up 84 tackles (second most among NFL DTs) and has posted 6 PD, the most among NFL DTs during this span.

### MOST TACKLES BY NFL DTs (Since 2011)

1. Ahtyba Rubin . . . . . 98
2. Haloti Ngata . . . . . 84
3. Tommy Kelly . . . . . 79

### PASSES DEFENSED BY NFL DTs (Since 2011)

1. Haloti Ngata . . . . . 6
2. Tommy Kelly . . . . . 5
3. Seven other players . . . . . 4


## NOTE THE NGATA QUOTE

The NFL Network's Charles Davis on DT Haloti Ngata:

"You don't think about that size of a man having the feet that Haloti Ngata has. He can play outside, he can play inside. They move him outside to defensive end. You watch him drop in zone blitzes and not just rushing the passer. The big guy can do it all."

# OFFENSIVE PLAYER NOTES

## THE FRANCHISE QB



**QB Joe Flacco**, the Ravens' all-time leading passer, surpassed the 15,000-yard barrier in the Week 4 win over Cleveland. Flacco has racked up 1,269 passing yards in four games this season, marking the highest four-game total of his career. (Previous best was 1,177 yards in Week 3-6 of the 2009 season.)

### RAVENS ALL-TIME PASSING LEADERS (Franchise History)

Rk.	Player	G	Att	Cmp	Pct	Yards	TD	INT	Rate
1.	Joe Flacco	68	2,114	1,289	61.0	15,085	87	49	86.7
2.	Kyle Boller	53	1,311	746	56.9	7,846	45	44	71.9
3.	V. Testaverde	29	1,019	596	58.5	7,148	51	34	82.8

## 2012 NFL PASSING YARDS

Rk.	Player	G	Att	Cmp	Pct	Yards	TD	INT	Rate
1.	Drew Brees	4	191	110	57.6	1,350	10	5	86.1
2.	Eli Manning	4	160	103	64.4	1,320	7	4	94.3
3.	Joe Flacco	4	156	99	63.5	1,269	7	3	95.8

## FLACCO IS THE FIRST

**QB Joe Flacco** is the first starting QB in NFL history (since 1970 merger) to lead his team to the playoffs in each of his first four seasons. Flacco has helped the Ravens earn five playoff wins since '08, tied (Ben Roethlisberger and Kurt Warner) for the second-most victories by a QB over the first four years of a career (Tom Brady - 6).

## RAVENS RECORDS

**QB Joe Flacco** owns a franchise-record 26 100-plus single-game passer ratings, including two this season (vs. Cincy and vs. NE). He has also posted three of the Top 4 passing games in team history.

### RAVENS SINGLE-GAME PASSING YARDS

Yards	Player	Opp./Date
429	Vinny Testaverde	vs. STL, 10/27/96
389	Joe Flacco	at STL, 9/25/11
385	Joe Flacco	at Min., 10/18/09
382	Joe Flacco	vs. NE, 9/23/12

## FLACCO'S FAST START

Entering Week 5, **QB Joe Flacco** has thrown for the NFL's third-most yards, producing 1,269 yards on 99-of-156 passing (63.5%). Flacco has 7 TDs and 3 INTs to register a 95.8 rating, which ranks 11th in the league. Below are his passing stats from the season's first four games.

### QB JOE FLACCO GAME-BY-GAME PASSING (2012 Season)

Game	Result	Att	Cmp	Pct.	Yards	TD	INT	Rate
9/10 vs. Cin.	W, 44-13	29	21	72.4	299	2	0	128.4
9/16 at Phi.	L, 23-24	42	22	52.4	232	1	1	66.8
9/23 vs. NE	W, 31-30	39	28	71.8	382	3	1	117.7
9/27 vs. Cle.	W, 23-16	28	46	60.9	356	1	1	83.2
<b>Totals</b>	<b>3-1</b>	<b>156</b>	<b>99</b>	<b>63.5</b>	<b>1,269</b>	<b>7</b>	<b>3</b>	<b>95.8</b>

### Week 3 Comeback vs. Pats:

• In Week 3, Flacco marched the Ravens on a 7-play, 70-yard drive to set up **K Justin Tucker's** 27-yard game-winning FG as time expired. It marked Flacco's 11th-career game-winning drive in the fourth quarter or overtime.

## FLACCO FAST FACTS

### MOST WINS BY STARTING QBs (Since 2008)

Rk.	Player	Record
1.	Joe Flacco	52-25
2.	Drew Brees	49-24
3.	Aaron Rodgers	47-25
	Ben Roethlisberger	47-21
	Matt Ryan	47-22

• In the Ravens' last 45 regular season wins (dating back to 2008), **QB Joe Flacco** has 64 TD passes and 16 INTs for a 98.3 QB rating on 829-of-1,321 passing (62.8%).

• Baltimore is 30-3 when Flacco produces at least a 95 rating (and 16-1 when he's at 110.0 or better).

• Flacco owns 30 career regular season wins at home, good for the most among NFL starting quarterbacks since 2008. Flacco is 30-5 at M&T Bank Stadium.

### MOST CONSECUTIVE STARTS BY QUARTERBACKS (Active Streaks / Regular Season)

Rk.	Player	Starts
1.	Eli Manning	123
2.	Philip Rivers	100
3.	Joe Flacco	68
4.	Tom Brady	52

## WINNINGEST AFTER FOUR

**QB Joe Flacco's** 44 regular season wins in his first four years are the most ever by a QB in the first four seasons (2008-11) of a career. *Now in his fifth season, he has 47 wins (52 including playoffs).*

### MOST WINS BY STARTING QB / FIRST FOUR SEASONS (Since 1970 Merger)

Rk.	Quarterback (Years)	Record	Playoff Record
1.	Joe Flacco (2008-11)	44-20	5-4
2.	Matt Ryan (2008-11)	43-41	0-3
3.	Dan Marino (1983-86)	41-16	3-3

### Flacco Playoffs Quick Hit:

• In the 2011 Divisional vs. Hou. (1/15/12), Flacco became the only QB in NFL history (since 1970 merger) to start a playoff game in each of his first four seasons. He owns a 5-4 postseason record (four wins on the road).

## JOE SETS BALTIMORE RECORDS

In 2011, **QB Joe Flacco** surpassed the 3,500-yard passing milestone for the third-consecutive season, becoming the first QB in Baltimore football history (Colts and Ravens) to accomplish the feat. Flacco also threw for 20 TDs in 2011, posting his third-straight 3,500-yard/20-touchdown campaign.

### SINGLE-SEASON PASSING YARDS (Ravens History)

Rk.	Player (Year)	Cmp-Att	Pct.	Yards	TD	INT	Rate
1.	V. Testaverde ('96)	325-549	59.2	4,177	33	19	88.7
2.	Joe Flacco ('10)	306-489	62.6	3,622	25	10	93.6
3.	Joe Flacco ('09)	315-499	63.1	3,613	21	12	88.9
4.	Joe Flacco ('11)	312-542	57.6	3,610	20	12	80.9

## LEADER OF THE 300s

**QB Joe Flacco** has passed for a Ravens' record 10 300-yard passing games, including two this season (382 vs. NE and 356 vs. Cle.).

### 300-YARD PASSING GAMES (Ravens Single Seasons)


1. V. Testaverde (1996) . . . 5
2. Joe Flacco (2011) . . . . 4
3. Joe Flacco (2009) . . . . . 3

### 300-YARD PASSING GAMES (Ravens History)

1. Joe Flacco (2008-12) . . . 10
2. V. Testaverde (1996-97) . . 8
3. Three other players . . . . . 2

# OFFENSIVE PLAYER NOTES

## RICE RANKS No. 1



Two-time Pro Bowl RB **Ray Rice** posted a career-best and an NFL-high 2,068 yards from scrimmage in 2011, also adding a Ravens' record 15 total TDs (12 rushing and 3 receiving). This season, he enters Week 5 ranking second in the NFL in total yards from scrimmage (491). Dating back to 2009, Rice owns the NFL's most yards from scrimmage, registering 6,376 yards.

### NFL NET YARDS FROM SCRIMMAGE (2012 Season)

Rk. Player	Scrim. Yards	---Rush---		---Pass---	
		Att-Yds	TD	Rec-Yds	TD
1. Jamaal Charles	512	72-415	2	12-97	1
2. <b>Ray Rice</b>	<b>491</b>	<b>64-317</b>	<b>3</b>	<b>22-174</b>	<b>0</b>
3. Marshawn Lynch	473	92-423	2	7-50	0

### NFL NET YARDS FROM SCRIMMAGE (Since 2009)

Rk. Player	Scrim. Yards	---Rush---		---Pass---	
		Att-Yds	TD	Rec-Yds	TD
1. <b>Ray Rice</b>	<b>6,376</b>	<b>916-4,240</b>	<b>27</b>	<b>239-2,136</b>	<b>5</b>
2. Chris Johnson	5,848	994-4,603	29	162-1,245	3
3. M. Jones-Drew	5,821	1,026-4,673	29	143-1,148	7

## RICE & FAULK: NFL ELITE

In 2011, Pro Bowl RB **Ray Rice** became just the second player in NFL history to post multiple 1,000-yard rushing/700-yard receiving seasons (also in 2009), joining Hall of Famer Marshall Faulk, who did it an impressive four times (1998-2001).

## RB RECEIVING RECORDS

**RB Ray Rice** is the Ravens' all-time receiving leader by a RB (272 for 2,409) and has 6 of the top 10 receiving days by a RB in team history. In 2011, he had a team-high 76 catches for a career-high 704 yards.

### RECEIVING YARDS BY A RUNNING BACK (Ravens Single-Game History)

Rk. Player	Game/Date	Yards	Rec.	Avg.
1. <b>Ray Rice</b>	<b>10/18/09 at Min.</b>	<b>117</b>	<b>10</b>	<b>11.7</b>
2. Jamal Lewis	12/08/02 vs. NO	108	4	27.0
3. Priest Holmes	10/11/98 vs. Ten.	98	13	7.5
4. <b>Ray Rice</b>	<b>11/7/10 vs. Mia.</b>	<b>97</b>	<b>7</b>	<b>13.9</b>
5. Earnest Byner	10/27/96 vs. STL	96	6	16.0
6. <b>Ray Rice</b>	<b>11/8/09 at Cin.</b>	<b>87</b>	<b>8</b>	<b>10.9</b>
7. <b>Ray Rice</b>	<b>9/25/11 at STL</b>	<b>83</b>	<b>5</b>	<b>16.6</b>
8. <b>Ray Rice</b>	<b>12/19/10 vs. NO</b>	<b>80</b>	<b>5</b>	<b>16.0</b>
9. <b>Ray Rice</b>	<b>10/11/09 vs. Cin.</b>	<b>74</b>	<b>7</b>	<b>10.6</b>

## TD PASS BY A BACK

In 2011's Week 10 game at Seattle, **RB Ray Rice** threw the second-ever Ravens TD pass by a non-QB, finding **TE Ed Dickson** for a 1-yard score. The last was on 11/30/08 (at Cin.) when WR Mark Clayton hit Derrick Mason (32 yards).

## RAVENS ALL-TIME RUSHING

Rk. Player	Att.	Yards	Avg.	LG	TDs
1. Jamal Lewis	1,822	7,801	4.3	82t	45
2. <b>Ray Rice</b>	<b>1,023</b>	<b>4,694</b>	<b>4.6</b>	<b>70t</b>	<b>27</b>
3. Willis McGahee	673	2,802	4.2	77t	31

## HUNDREDS ALL AROUND

**RB Ray Rice** has compiled 35 games with at least 100 total yards from scrimmage during his career, including 33 since he became a full-time starter and earned his first Pro Bowl honors in 2009. Rice's 33 games dating back to the '09 campaign rank as the NFL's most.

### GAMES W/ 100+ TOTAL YARDS FROM SCRIMMAGE (Since 2009)

Rk. Player (Team)	100-Yard Games
1. <b>Ray Rice (Bal.)</b>	<b>33</b>
2. Maurice Jones-Drew (Jax.)	30
3. Chris Johnson (Ten.)	28
4. Steven Jackson (STL)	27

### RAY RICE'S TOP THREE YARDS FROM SCRIMMAGE (Since Career Began in 2008)

Rk. Date/Opp.	Total Yards	---Rush---	---Pass---		
		Att-Yds	TD	Rec-Yds	TD
1. 12/19/10 vs. NO	233	31-153	1	5-80	1
2. 12/13/09 vs. Det.	219	13-166	1	4-53	0
3. 12/4/11 at Cle.	214	29-204	1	2-10	0

## TOP RB TARGET

**RB Ray Rice** leads the NFL in receptions and receiving yards by a running back since he entered the league in 2008, amassing 272 catches for 2,409 yards. Rice owns an NFL-best (by a RB) 80 catches on third down during this time, earning 35 first downs (second only to Darren Sproles' 37 first downs on 72 third-down catches).

### NFL RECEPTIONS BY A RB (Since 2008)

1. <b>Ray Rice (Bal.)</b> . . . . . <b>272</b>
2. Darren Sproles (NO) . . . . . 242
3. Matt Forte (Chi.) . . . . . 231

### NFL RECEIVING YARDS BY A RB (Since 2008)

1. <b>Ray Rice (Bal.)</b> . . . . . <b>2,409</b>
2. Darren Sproles (NO) . . . . . 2,276
3. Matt Forte (Chi.) . . . . . 2,071

## THE MOST SINCE '09

**RB Ray Rice** owns a staggering 6,376 yards from scrimmage since 2009, ranking as the NFL's most and averaging 122.6 scrimmage yards per game. Rice's 4,240 rushing yards during this span rank third only to Maurice Jones-Drew (4,673) and Chris Johnson (4,603) both of whom have at least 78 more carries than he does.

## 1,000/700 CLUB

**RB Ray Rice** and Marshall Faulk are the only players in NFL history to post multiple 1,000-yard rushing/700-yard receiving seasons.

### PLAYERS WITH 1,000 RUSHING & 700 RECEIVING YARDS (Single-Season NFL History)

Player (Year)	Rushing Yards	Receiving Yards
Marcus Allen (1984)	1,168	758
William Andrews (1981)	1,301	735
Roger Craig (1985)	1,050	1,016
Marshall Faulk (2001)	1,382	765
Marshall Faulk (2000)	1,359	830
Marshall Faulk (1999)	1,381	1,048
Marshall Faulk (1998)	1,319	908
Steven Jackson (2006)	1,528	806
<b>Ray Rice (2011)</b>	<b>1,364</b>	<b>704</b>
<b>Ray Rice (2009)</b>	<b>1,339</b>	<b>702</b>
LaDainian Tomlinson (2003)	1,645	725
Brian Westbrook (2007)	1,333	771

# OFFENSIVE PLAYER NOTES

## DEEP THREAT



Entering Week 5, **WR Torrey Smith** ranks second in the NFL with a 20.8 yards-per-catch average, posting 332 yards on 16 receptions. Smith has 6 catches of 25-plus yards, tying Carolina Panthers WR Steve Smith for the NFL's most this season. Additionally, fellow Ravens **WR Jacoby Jones** stands seventh in the league with an 18.9 average (9 catches for 170 yards).

### AVERAGE YARDS PER CATCH LEADERS (2012 Season)

Rk.	Player	Rec.	Yards	Avg.	LG	TD
1.	Nate Washington	10	228	22.8	71t	2
2.	<b>Torrey Smith</b>	<b>16</b>	<b>332</b>	<b>20.8</b>	<b>52</b>	<b>3</b>
3.	Steve Smith	17	348	20.5	66	0
4.	Mike Williams	11	219	19.9	65	2
5.	Jeremy Kerley	10	197	19.7	66	2

## TORREY'S COURAGEOUS NIGHT

**WR Torrey Smith** played in Week 3's Sunday night victory over New England after his brother, 19-year-old Tevin Jones, passed away in a motorcycle accident earlier that morning. Smith posted 6 catches for 127 yards and 2 TDs in the come-from-behind win, producing the third 100-yard game of his young career. Additionally, he eclipsed the 1,000-yard receiving milestone for his career.

## ROOKIE SENSATION

In 2011's Week 11 game vs. Cincy, **WR Torrey Smith** set a Ravens' single-season and single-game record for receiving yards by a rookie, totaling a career-high 165 yards on 6 catches (27.5 avg.). In 2011, he had 50 catches for 841 yards and a Ravens' rookie-record 7 TDs. Impressively, the '11 second-round pick owns two of the Top 5 receiving days in team history.

### Smith Quick Hits:

- During the '11 campaign, Smith ranked 13th in the NFL with a stout 16.8 yards-per-catch avg.
- Smith's 26-yard TD catch with 8 seconds remaining in Week 9 at Pit. capped a 92-yard drive and sealed the Ravens' 23-20 win.

• Impressively, 5 of his 7 TD receptions in 2011 covered at least 25 yards (74, 41, 38, 36, 26, 18 and 8 yards), and he averaged a sensational 34.4 yards-per-TD catch.

• Smith owns the Ravens' single-season (841) and single-game (165 vs. Cin. in Week 11) records for receiving yards by a rookie.

• Never before has a Ravens' wideout registered dual 150-yard receiving games in a season (165 vs. Cin. and 152 at STL).

### MOST RECEIVING YARDS (RAVENS SINGLE-GAME HISTORY)

Yds.	Player/Game (Catches)
258	Qadry Ismail @ Pit., 12/12/99 (6 rec.)
198	Derrick Alexander vs. Pit., 12/1/96 (7 rec.)
<b>165</b>	<b>Torrey Smith vs. Cin., 11/20/11 (6 rec.)</b>
164	Mark Clayton @ Cin., 11/30/08 (5 rec.)
<b>152</b>	<b>Torrey Smith at STL, 9/25/11 (5 rec.)</b>

## PITTA A TOP TARGET

Entering Week 5, **TE Dennis Pitta** (18) ties for ninth (Philly's Brent Celek) in catches by an NFL tight end. Pitta has also been targeted a team-high 33 times (which is also tied for third most among all NFL TEs), producing 188 yards, 9 first downs and 2 TDs this season.

## BOASTIN' ABOUT BOLDIN



Three-time Pro Bowl **WR Anquan Boldin** has 726 career catches for 9,493 yards and 55 TDs, producing 73.6 receiving yards per game, which ranks third best among active players. With 887 yards in 14 games in 2011 (on 57 catches), he averaged a career-best 15.6 yards per catch and registered the eighth 800-yard season of his career. This season, Boldin ranks second for the Ravens in catches (19) and receiving yards (249). In Week 4's victory over Cleveland, he racked up a game-high 131 yards on 9 receptions, including 8 for 125 in the second half alone.

### RECEIVING YARDS PER GAME (Active Players / Min. 100 Games)

Rk.	Player	GP	Rec.	Yards	TD	YPG
1.	Andre Johnson	126	722	9,924	54	78.8
2.	Larry Fitzgerald	128	715	9,860	75	77.0
<b>3.</b>	<b>Anquan Boldin</b>	<b>129</b>	<b>726</b>	<b>9,493</b>	<b>55</b>	<b>73.6</b>
4.	Randy Moss	206	962	14,946	154	72.6
5.	Steve Smith	155	716	10,626	59	68.6

### Boldin Quick Hits:

- With 131 yards on 9 catches in Week 4's win vs. Cleveland, Boldin now owns 33 career 100-yard receiving games, including six as a Raven.
- Boldin's six 100-yard games as a Raven rank third in team history: Mark Clayton (9), Derrick Mason and Derrick Alexander (7 each).

## FASTEST TO 400, 500 & 600

**WR Anquan Boldin** is the fastest player in NFL history to reach 400, 500 and 600 catches. In 2011's Week 13 at Cleveland, he (123 games) hit the 700 milestone, becoming the third fastest (Marvin Harrison - 114 and Andre Johnson - 120) to hit the coveted mark.

### FASTEST TO REACH 600 RECEPTIONS / NFL HISTORY

Player	Team With	No. of Games
Anquan Boldin	Baltimore	98
Marvin Harrison	Indianapolis	102
Andre Johnson	Houston	104
Larry Fitzgerald	Arizona	106

FASTEST TO 400		FASTEST TO 500		FASTEST TO 600	
Player	Gm	Player	Gm	Player	Gm
Anquan Boldin	67	Anquan Boldin	80	Anquan Boldin	98
Kellen Winslow Sr.	72	Larry Fitzgerald	87	Marvin Harrison	102

## BOLDIN'S FINE NINE


**WR Anquan Boldin** is one of just four players in NFL history to start a career with nine-straight seasons of at least 50 receptions. Boldin, in his 10th NFL campaign (third in Baltimore), is currently on pace to notch 76 catches and 996 yards in 2012.

### CONSECUTIVE 50-PLUS CATCH SEASONS TO BEGIN A CAREER (NFL History/Since 1970 Merger)

Rk.	Player	Consec. Seasons	Years
1.	Marvin Harrison (Ind.)	11	1996-2006
	Torry Holt (STL)	11	1999-2009
3.	Gary Clark (Was., Pho./Ari.)	10	1985-94
<b>4.</b>	<b>Anquan Boldin (Ari., Bal.)</b>	<b>9</b>	<b>2003-present</b>
5.	Larry Fitzgerald (Ari.)	8	2004-present
	LaDainian Tomlinson (SD)	8	2001-08

# SPECIAL TEAMS PLAYER NOTES

## SOARING WITH SAM



**P Sam Koch**, a 2010 Pro Bowl alternate, owns a 44.3 career gross average and 38.1 career net average, both marks that rank first in Ravens history. In 2011, Koch posted a career-high and Ravens franchise-record 46.5 gross average, breaking his previous mark of 45.0 (2008 season).

### CAREER GROSS PUNTING AVG. (Ravens History)

Rk.	Player	Avg.
1.	Sam Koch	44.3
2.	Greg Montgomery	43.2
3.	Dave Zastudil	41.6

### CAREER NET PUNTING AVG. (Ravens History)

Rk.	Player	Avg.
1.	Sam Koch	38.1
2.	Greg Montgomery	37.2
3.	Kyle Richardson	35.4

## PINNING 'EM DEEP

**P Sam Koch** is the Ravens' all-time leader in punts inside the 20 (currently has 178 during his career). In 2010, he posted 39 boots inside the 20, which were the NFL's second most and tied for sixth best all time in league history.

### PUNTS INSIDE THE 20 (Ravens History)

Rk.	Player	In 20
1.	Sam Koch	178
2.	Kyle Richardson	128
3.	Dave Zastudil	89

### PUNTS INSIDE THE 20 (2010 NFL Season)

Rk.	Player	In 20
1.	Steve Weatherford	42
2.	Sam Koch	39
3.	Andy Lee	34

### Koch Quick Hits:

- In 2011, Koch placed 21 punts inside the 20 while averaging a career-high 46.5 yards per boot, which ranked 10th in the NFL.
- In 2010, Koch (39) tied (Kyle Richardson, 1999) for the most single-season punts inside the 20 in Ravens history.


## KOCH AMONG THE BEST

Since entering the NFL in 2006, **P Sam Koch's** 178 punts inside the 20 rank second in the league.

### NFL PUNTS INSIDE THE 20 (Since 2006)

Rk.	Player	In 20
1.	Dustin Colquitt (KC)	188
2.	Sam Koch (Bal.)	178
3.	Andy Lee (SF)	177
4.	Brad Maynard (FA)	173
5.	Chris Kluwe (Min.)	169

## JACOBY'S JAUNTS



Since entering the NFL in 2007, **WR/RS Jacoby Jones** has registered the NFL's second-most PR yards (1,882 on 186 returns). Jones has returned 3 punts for TDs during this time and posted a 10.1-yard average. He also owns 7 punt returns of 50-or-more yards, including three 70-plus-yarders that produced TDs.

### NFL PUNT RETURN YARDS (Since 2007)

Rk.	Player	PR	Yards	Avg.	Long	TD
1.	Devin Hester	166	2,132	12.8	89t	9
2.	Jacoby Jones	186	1,882	10.1	79t	3
3.	Joshua Cribbs	161	1,785	11.1	84t	3
4.	Leon Washington	122	1,279	10.5	84	0
5.	DeSean Jackson	116	1,226	10.6	85t	4

## KICKER TUCK



Rookie free agent **K Justin Tucker** earned the starting kicking job after a close training camp battle with veteran Billy Cundiff. A versatile performer who kicked in a variety of roles during his four seasons at Texas, he handled kickoffs in 52 games, punting duties in 41 contests and placekicking efforts in 25 games.

At Texas, Tucker kicked off 328 times for an average of 63.3 yards per kickoff, posting 64 TBs. He also registered 191 career points, connecting on 40 of 48 FGAs (83.3%) and all 71 PATs. His 83.3% FG mark is tied for third best all time at Texas.

### TUCKER'S COLLEGIATE PLACEKICKING STATISTICS (Texas: 2010-11)

Year	1-19	20-29	30-39	40-49	50+	Total	Pct.	LG	PAT	Pts
2010	0-0	12-12	5-6	5-7	1-2	23-27	85.2	51	27-27	96
2011	0-0	6-6	6-9	4-4	1-2	17-21	80.9	52	44-44	95
Career	0-0	18-18	11-15	9-11	2-4	40-48	83.8	52	71-71	191

## TUCKER BY THE NUMBERS

# 8/9

Field goals **K Justin Tucker** has kicked and connected on through four games this season, including Week 3's 27-yard game-winner as time expired vs. New England.

# 37

Points by Tucker entering Week 5, seventh most in the NFL.

# 51, 56

FG longs by Tucker in Week 2 at Philly, making him the first Ravens kicker to ever hit 2 50-plus FGs in a game. Tucker's 56-yarder ties a Ravens' record (Wade Richey, 9/14/03 vs. Cle.).

## TUCK'S BIG BOOTS

**K Justin Tucker** not only has been strong on his FG attempts this season, hitting 8 of 9, but the rookie free agent from Texas ties for fourth in the NFL in kickoff touchbacks (16) entering Week 5.

### NFL KICKOFF TOUCHBACKS (2012 Season)

Rk.	Player	KO	TB	Pct.	Yds.	Avg.	Ret.
1.	Matt Prater	24	20	83.3	1,514	63.1	4
2.	Stephen Gostkowski	29	18	62.1	1,911	65.9	11
3.	Matt Boshier	27	17	63.0	1,782	66.0	10
4.	Justin Tucker	25	16	64.0	1,731	69.2	9
	Billy Cundiff	24	16	66.7	1,595	66.5	8
	Robbie Gould	24	16	66.7	1,609	67.0	8

## TUCKER SETS ROOKIE MARK

In the Ravens' Week 2 game at Philadelphia, **K Justin Tucker** became the first rookie in NFL history to make 3 FGs of 48-or-more yards in a single game. Tucker nailed attempts of 48, 51 and 56 yards.

To follow up Tucker's performance just two games later, Rams rookie K Greg Zuerlein joined Tucker in the elite "48+ Club," when he connected on boots of 48, 58 and 60 yards in Week 4 vs. Seattle.

# RAVENS IN OUR COMMUNITY

## HS COACH OF THE WEEK



Each week during the football season, the Ravens honor one high school coach who has made a significant impact on the lives of his student-athletes. The coaches who have been recognized as High School Coach of the Week thus far are Matt Schmitt, head coach of the Atholton (Columbia, Md.) varsity football team and Phil Zacharias, head coach of the Mt. Hebron (Ellicott City, Md.) varsity football team. Zacharias coached for the Ravens (defensive assistant) from 2002-04.

Each weekly recipient receives a \$2,000 donation to his school's football program, an award certificate signed by Ravens head coach **John Harbaugh** and a specially-designed Coach of the Week hat. This is the 16th year of the High School Coach of the Week program, which is presented by Toyota.

## MELANOMA SCREENINGS



Before last Thursday's game (9/27) against the Cleveland Browns, the Ravens sponsored free skin cancer screenings at M&T Bank Stadium. The screenings were done by licensed dermatologists, and educational materials were handed out to those who came by the booth.

Several years ago, Ravens offensive coordinator **Cam Cameron** was diagnosed with melanoma, but the disease was caught with early screening. Because of this, Cameron developed a public service announcement that aired on Ravens' television networks and on the RavensVision videoboards during Thursday's game. The screenings are part of an initiative with the national awareness campaign Melanoma Exposed, in which four NFL teams are hosting screenings prior to a game this season.

## HS CHAMPIONS OF THE WEEK

The Ravens work with high school athletic directors in Maryland to promote academic, athletic and community excellence among student-athletes through the Ravens Champions Athlete of the Week program, presented by Toyota. One male and one female student-athlete will be selected as the Ravens Champions Athlete of the Week, with each winner receiving two tickets to that week's game, a VIP pre-game field tour, a special Ravens jersey, recognition on the RavensVision boards, and their profile showcased on BaltimoreRavens.com. Each winner's school will also receive a \$500 donation to its athletic program.

This season's winners have been Darren Schmidt (Patapsco HS), Elisa Rowe (Kenwood HS), Zachary Hossler (Brunswick HS), Carmella Ziccardi (Loch Raven HS), Zach Abbey (Archbishop Spalding HS) and Beth Madore (Parkville HS).



## QUARTERBACK CHALLENGE

During Ravens home games this season, the Quarterback Challenge showcases two of Maryland's top high school quarterbacks. The quarterbacks are joined on-field by two of their receivers to compete in a passing competition during halftime. Both quarterbacks are given two chances to throw passes to their respective receivers, with the longest completion winning.

The winner receives a \$500 Under Armour product credit for his school's athletic department. Both schools receive tickets to the game, and both quarterbacks receive a football autographed by a Ravens player. The school with the longest completion throughout the entire season will win new jerseys for its entire football team, courtesy of Under Armour.







## JOHN HARBAUGH MONDAY PRESS CONFERENCE

**Opening statement:** “Good to see everybody after a great weekend of football and baseball. Congratulations to the Orioles on clinching the playoff berth. That’s tremendous. And now they’re going for their [division] championship. So, we’ll be pulling for them on that. Also, comments on Chuck Pagano: You guys have obviously heard about that. Our hearts and our prayers go out to Chuck. Chuck’s a fighter in every respect. Chuck’s got that swagger, and I’m completely confident that Chuck will go to work on this with the same enthusiasm he does everything else in his life, and he’ll be victorious. So, we’ll be pulling for him and praying for him on that.”

**When the team got back together today after a few days off, did you get the sense they were rejuvenated by the break? (Joe Platania)** “They seemed to [be]. They were here in great spirits, had a good attitude and were excited to go to work. We had a real good day – not a full day – a little more than half a day.”

**You work to simulate crowd noise in practice. How is Arrowhead Stadium in terms of loudness and the challenges that presents with play-call signals? (Aaron Wilson)** “The times we’ve played there it’s been really loud. We played them in the playoffs, obviously. I remember the field was really rock hard. I remember that. It was a cold day, and it was frozen. It won’t be frozen this time. But, it’s one of the greatest venues in the NFL. It’s a beautiful setting, it’s traditional, and it’s really, really loud. It’s a sea of red. Our guys will have to be ready for that.”

**Despite your one-game-at-a-time philosophy, do you look ahead at the stretch of away games coming up? (Dave Ginsberg)** “We do. We sort of break it up into quarters and all; a lot of people do that. It’s a way just to segment things. But, you really do look at it one game at a time. There’s no value for us. We know who we play, we know who’s out there. But looking past Kansas City, practically, what reason would we have to do that? We have our hands full with the task at hand, like always, so that’s what we are looking at right now.”

**What are your impressions of Tamba Hall and the Chiefs’ pass rush? (Aaron Wilson)** “[He is a] premier pass rusher. They’ve got two guys. The [Justin] Houston kid from Georgia is really a talented pass rusher, too. So, they’ve got two tremendous pass rushers right now. It seems like we see those guys every week, and there are two more of them coming down the pike.”

**What does Justin Houston do in comparison to Tamba Hali? (Matt Zenitz)** “We’re not giving a scouting report on those two guys. They are just both fast, speed edge rushers. They are both explosive, athletic guys. They’re more explosive-, athletic-type rushers, more than power rushers, but they have power. They are just good players.”

**Joe Flacco has done a really good job of spreading the ball around to a number of different targets. What does that allow you guys to do offensively when you attack teams? (Garrett Downing)** “It allows you to be less predictable, obviously. I was going to say it allows you to spread the ball out to different targets. You pretty much said it. That’s what it allows you to do. I could be more creative, but I can’t think of anything right now. People can’t zero in on one guy. They can’t say, ‘It’s Ray Rice.’ There are a lot more people you have to defend out there, and that’s a good thing.”

**Is that a game-plan thing? Or is that a function of Flacco taking what the defense gives him? (Garrett Downing)** “That’s a philosophy thing. That’s the way we want to approach it. The more good players you have, the more ways you want to get the ball in their hands. Who gets the ball when depends more on what the defense gives you. It’s Joe going through his progressions, and that’s dictated more by the situation and by what you are confronted with defensively than by any predetermined-type of a thing.”

**Albert McClellan had eight tackles the other day against Cleveland. Can you talk about the role he has played, especially as a run defender? (Matt Zenitz)** “Like we said before, Albert is real versatile, and he is real consistent. There are things that he is working to improve upon. Boy, he has really made strides, as you said, as a run defender on the edge. He has been very solid out there on the edge, and he is going to have to be this week. Those guys are all going to get tested this week. Jamaal Charles is a guy that’s going to be lined up in front of us. He is probably the fastest back in football. I think he is leading the league in rushing right now. So, it will be a big challenge.”

**Do you get the feeling that although it was only three days, it was somewhat of a mini-bye, some guys got a little rest, maybe some of the injuries got time to heal? Do you feel it was a little break, and a well-deserved one at that? (Dave Ginsburg)** “It was



those things. Sure. It's a positive for us. I am sure the guys took advantage of it. Every team in the league will have that opportunity, so it's a plus."

**What about the coaches, did they get away some? (Jerry Coleman)** "They did. It was good. It was good for everybody."

**Tandon Doss came up with a big play against Cleveland. Was it nice to see him get that first big play under his belt? (Garrett Downing)** "I just think the world of Tandon. He is really going to be a good player. It was good to see him break out a little bit. He is going to be a threat and a factor for the rest of the season. People are going to have to keep a close eye on him. He has great ball skills, and he wants to do well. He has been wanting to do well. So, it's good to see that."

**Teams have thrown the ball at an average of 40 times against you. I think a lot of this has to do with going that way across the league, where a lot of wide receivers are in three-wide sets. How valuable is it to have three guys at cornerback that you can count on to play more than half the time out there? (Matt Vensel)** "That's the thing about starting corners, really, you have to have three starting corners, so to speak, because people can put you in that personnel group anytime they want and put those guys on the field anytime they want. So, you better have at least three that can cover. We think that we have more than that; we think that we have a number of guys that can cover. But, covering is a challenge. By scheme and by talent of the guys you go against, as you said, the league is sort of set up that way. It's a challenge. We need to get better, not just with our corners ... Our corners have done good things, and all of our pass defense has done good things. But we are capable, we all know that, of being as good as anybody. We want to get to playing that kind of pass defense."

**What have you seen from Dannell Ellerbe in terms of progression this year? He's played well in the pass for you, but this year it seems like he's put it all together so far. (Aaron Wilson)** "I'd say just that; he has kind of put it all together. That's exactly right. He's playing run, he's playing pass, he's playing the regular package, he's playing in all of our sub packages. He's becoming an all-around linebacker. He's always been really gifted. [I'm] really happy with him."

**I know you offered praise to Adrian Hamilton when you brought him onto the practice squad. What have you seen from him throughout the course of the season so far, and what does he need to do to make himself viable for a spot on the active roster at some point? (Matt Zenitz)** "Like anybody, part of it is opportunity. Part of it is going to be how it shakes out personnel-wise in the next week. He's doing everything he can do. He's learning the defense – that's a big part of it. And, he's learning special teams – that's a big part of it. In order for a guy to become active – as you know – on the 46, there has to be role for him on Sunday. He's displayed a lot of talent. He's displayed some ability both pass rushing and run defense-wise, and he's learning our special teams. He's a guy that I've talked to and tried to put a little bug in his ear about getting as much done as he can every day and putting himself in position where we can consider that."

**It's an election year and a couple of your players have expressed their views – Brendon [Ayanbadejo] and Matt [Birk]. Just your thoughts on your players being politically outspoken. Is that something that you encourage or do you not really think about it at all? (Aaron Wilson)** "[I] don't discourage it or encourage it. As long as everybody respects everybody else's opinion, that's the main thing. We talk about politics, religion, all those kinds of things, movies, music. It's OK to have an opinion; it's really important to respect everybody else's opinion."

**Going back to Chuck Pagano, did you have the chance to reach out to speak to him at all? (Jerry Coleman)** "Texts. That's kind of how it's been right now. He sent us a great message about our guys. Told us to ... I can't really repeat it here, but it was real positive, and it was very forthright is how he expects our guys to play. Our guys loved it. Chuck's a great friend. He's a great guy. He was a great Raven. We all love him. Chuck's going to be fine."

**Just how high of a level is Ed Reed playing at right now. I mean, obviously, he has always played at a very high level, but it seems like he's been getting his hands on a lot of balls, just all over the place. (Ryan Mink)** "He's playing as well as I've seen him play since '08, and he's played really well all those years. He's playing as well or better than I've seen him in the last couple of years. I just think the world of how he's playing and how he's leading. He's been leading us in the meeting room, locker room, training room. He's just been a great leader."

**Matt Cassel, under fire some, and Kansas City is struggling some even as recently as yesterday. Dwayne Bowe, a talented receiver, on the other side. [Dexter] McCluster making some plays for them as well. Just talk about the challenge their passing game provides. (Matt Zenitz)** "You're right when you mention those names. You're talking about weapons; they have them all. Plus, they have two really good tight ends and a third tight end has played because of some injuries the last couple of weeks who is playing



really well. They have speed. [Jon] Baldwin is a guy that you didn't mention either, another big receiver, so two huge receivers outside. Two really good pass-catching tight ends, a running back that might be the fastest player in football – a lot of weapons. Matt Cassel has proven that he is very capable of getting it in those guys' hands. We'll have to be prepared for that."

**Did you see Jamaal Charles' touchdown run yesterday – the all the way to the right and then all the way back to the left? (Ryan Mink)** "I haven't watched that part of the tape yet, so I'll be getting to work on that. You know, it's one step at a time. So, I'll be looking forward, now that you've mentioned it, to seeing that."

**With the no-huddle, does crowd noise make it that much more difficult, or is that something you're pretty used to? (Jeff Zrebiec)** "It's a work in progress – all of it. We're not claiming that we're a finished product with our no-huddle by any stretch – or any other part of our scheme anywhere. So, we want to keep getting better at that, we want to keep continuing to put more pressure on defenses, make defenses more uncomfortable. Crowd noise is a two-way street, so if it's tough on our offense, it's tough on their defense as well. But it's up to us to make it difficult on them. They know that, so they'll work on that all week, too, and we'll just see how much we use it."

**Is Derrick Johnson a guy that's an underrated player? (Aaron Wilson)** "I don't know how he's rated. I always answer that the same way. I'm not sure what the rating is, but he's a really great player – run and pass. [He's a] premier linebacker."

**John, do you think despite the Chiefs' record that they are a dangerous team because they're at home and it seems their backs are a little against the wall? (J. Michael)** "How many times does a coach have to answer that question? I appreciate you asking it, because it's got to be asked every week, but they named the movie 'Any Given Sunday' for a reason. Every team in this league is really, really good. And people can categorize and rank ... Those rankings, it's all fun to look at and rank out, [but] they don't mean one thing to us. They don't mean a thing. The rankings will be determined at the end of the season. First, it will be 12 teams in the playoffs who have an opportunity, and then ... Where were the Giants ranked last year? So, who cares? All I know is we've got a really good football team [coming up] with great players – because we're talking about these players – who are capable of making plays, really good coaches. Their issue last week – they outgained San Diego – their issue last week was real simple. Turnovers, right? They had a bunch of turnovers. So, if they clean that up, obviously they're capable of beating anybody. They were down big to the [New Orleans] Saints and just came roaring back in that venue. So, this is a heck of a football team. They were predicted in the preseason to be a playoff team, and they're still the same team. So yeah, what you're saying is fair. It's right. It's something that I think is ... We'll be ready. We're not going to overlook them."

# ALPHABETICAL ROSTER

Updated Oct. 2, 2012

No.	Name	Pos.	Ht.	Wt.	Birthdate	Exp.	College	Hometown
35	Allen, Anthony	RB	6-1	223	8/6/88	2	Georgia Tech	Tampa, FL
51	Ayanbadejo, Brendon	LB	6-1	225	9/7/76	10	UCLA	Santa Cruz, CA
86	Bajema, Billy	TE	6-4	259	10/31/82	8	Oklahoma State	Oklahoma City, OK
77	Birk, Matt	C	6-4	310	7/23/76	15	Harvard	St. Paul, MN
81	Boldin, Anquan	WR	6-1	220	10/3/80	10	Florida State	Pahokee, FL
23	Brown, Chykie	CB	5-11	190	12/26/86	2	Texas	Houston, TX
62	Cody, Terrence	NT	6-4	341	6/28/88	3	Alabama	Fort Myers, FL
37	Considine, Sean	S	6-0	212	12/17/82	8	Iowa	Byron, IL
46	Cox, Morgan	LS	6-4	241	4/26/86	3	Tennessee	Collierville, TN
84	Dickson, Ed	TE	6-4	255	7/25/87	3	Oregon	Bellflower, CA
17	Doss, Tandon	WR	6-2	207	9/22/89	2	Indiana	Indianapolis, IN
59	Ellerbe, Dannel	ILB	6-1	240	11/29/85	4	Georgia	Hamlet, NC
5	Flacco, Joe	QB	6-6	245	1/16/85	5	Delaware	Audubon, NJ
66	Gradkowski, Gino	G/C	6-3	300	11/5/88	R	Delaware	Pittsburgh, PA
24	Graham, Corey	CB	6-0	196	7/25/85	6	New Hampshire	Buffalo, NY
95	Hall, Bryan	DT	6-0	291	9/12/88	1	Arkansas State	Paducah, KY
70	Harewood, Ramon	T	6-6	334	2/3/87	3	Morehouse	St. Michael, Barbados
32	Ihedigbo, James	S	6-1	214	12/3/83	6	Massachusetts	Amherst, MA
25	Jackson, Asa	CB/RS	5-10	190	12/2/89	R	Cal Poly	Sacramento, CA
97	Jones, Arthur	DE	6-3	315	6/3/86	3	Syracuse	Endicott, NY
12	Jones, Jacoby	WR/RS	6-2	220	7/11/84	6	Lane	New Orleans, LA
96	Kemoeatu, Ma'ake	NT	6-5	345	1/10/79	10	Utah	Tonga
94	Kindle, Sergio	OLB	6-3	250	9/20/87	2	Texas	Dallas, TX
4	Koch, Sam	P	6-1	218	8/13/82	7	Nebraska	Seward, NE
99	Kruger, Paul	OLB	6-4	270	2/15/86	4	Utah	Orem, UT
44	Leach, Vonta	FB	6-0	260	11/6/81	9	East Carolina	Rowland, NC
52	Lewis, Ray	ILB	6-1	240	5/15/75	17	Miami	Lakeland, FL
53	McClain, Jameel	ILB	6-1	245	7/25/85	5	Syracuse	Philadelphia, PA
50	McClellan, Albert	LB	6-2	245	6/4/86	2	Marshall	Lakeland, FL
78	McKinnie, Bryant	T	6-8	354	9/23/79	11	Miami	Woodbury, NJ
90	McPhee, Pernel	DE	6-3	280	12/17/88	2	Mississippi State	Pahokee, FL
92	Ngata, Haloti	DT	6-4	340	1/21/84	7	Oregon	Salt Lake City, UT
74	Oher, Michael	T	6-4	315	5/28/86	4	Mississippi	Memphis, TN
72	Osemele, Kelechi	G/T	6-5	335	6/24/89	R	Iowa State	Houston, TX
30	Pierce, Bernard	RB	6-0	218	5/10/90	R	Temple	Concordville, PA
88	Pitta, Dennis	TE	6-4	245	6/29/85	3	BYU	Moorpark, CA
31	Pollard, Bernard	S	6-1	225	12/23/84	7	Purdue	Fort Wayne, IN
20	Reed, Ed	S	5-11	205	9/11/78	11	Miami	St. Rose, LA
76	Reid, Jah	T	6-7	340	7/21/88	2	Central Florida	Haines City, FL
27	Rice, Ray	RB	5-8	212	1/22/87	5	Rutgers	New Rochelle, NY
22	Smith, Jimmy	CB	6-2	205	7/26/88	2	Colorado	Colton, CA
82	Smith, Torrey	WR	6-0	205	1/26/89	2	Maryland	Falmouth, VA
2	Taylor, Tyrod	QB	6-1	215	8/3/89	2	Virginia Tech	Hampton, VA
33	Thompson, Christian	S	6-0	211	6/14/90	R	South Carolina St.	North Lauderdale, FL
83	Thompson, Deonte	WR	6-0	203	2/14/89	R	Florida	Belle Glades, FL
9	Tucker, Justin	K	6-0	180	11/21/89	R	Texas	Austin, TX
93	Tyson, DeAngelo	DE	6-2	310	4/12/89	R	Georgia	Statesboro, GA
91	Upshaw, Courtney	OLB	6-2	272	12/13/89	R	Alabama	Eufaula, AL
21	Webb, Lardarius	CB/RS	5-10	182	10/12/85	4	Nicholls State	Opelika, AL
63	Williams, Bobbie	G	6-4	345	9/25/76	13	Arkansas	Jefferson, TX
29	Williams, Cary	CB	6-1	190	12/23/84	5	Washburn	Hollywood, FL
15	Williams, LaQuan	WR	6-0	195	6/27/88	2	Maryland	Baltimore, MD
73	Yanda, Marshal	G/T	6-3	315	9/15/84	6	Iowa	Anamosa, IA

## Practice Squad

38	Brown, Omar	S	5-11	195	6/6/88	R	Marshall	Moncks Corner, SC
56	Bynes, Josh	LB	6-1	240	8/24/89	1	Auburn	Lauderdale Lakes, FL
69	Cornell, Jack	G/T	6-6	320	6/4/89	R	Illinois	Quincy, IL
10	Dixon, Dennis	QB	6-3	209	1/11/85	4	Oregon	San Leandro, CA
54	Hamilton, Adrian	LB	6-3	251	11/29/87	R	Prairie View A&M	Dallas, TX
41	Levine, Anthony	DB	5-11	203	3/27/87	1	Tennessee State	Winston Salem, NC
60	McClain, Antoine	G	6-5	336	12/6/89	R	Clemson	Anniston, AL
34	Rainey, Bobby	RB	5-8	212	10/16/87	R	Western Kentucky	Griffin, GA

## Physically Unable to Perform (PUP)

16	Reed, David (knee)	WR/RS	6-0	190	3/22/87	3	Utah	New Britain, CT
55	Suggs, Terrell (Achilles)	OLB	6-3	260	10/11/82	10	Arizona State	Chandler, AZ

## Injured Reserve

28	Berry, Damien (neck/shoulder)	RB	5-10	223	10/21/88	1	Miami	Belle Glade, FL
47	Brown, Ricky (head)	LB	6-2	235	12/27/83	7	Boston College	Cincinnati, OH
26	Cook, Emanuel (leg)	S	5-10	200	1/20/88	3	South Carolina	Riviera Beach, FL
58	McAdoo, Michael (Achilles)	OLB	6-7	245	7/9/90	2	North Carolina	Antioch, TN
98	McBean, Ryan (ankle)	DT	6-5	305	4/23/84	5	Oklahoma State	Euleus, TX
11	Streeter, Tommy (foot)	WR	6-5	220	10/7/89	R	Miami	Miami, FL

# NUMERICAL ROSTER

Updated Oct. 2, 2012

No.	Name	Pos.	Ht.	Wt.	Birthdate	Exp.	College	How Acq.	----- 2012 Games -----			
									P	S	DNP	INA
2	Tyrod Taylor	QB	6-1	215	8/3/89	2	Virginia Tech	D6 '11	2	0	2	0
4	Sam Koch	P	6-1	218	8/13/82	7	Nebraska	D6a '06	4	0	0	0
5	Joe Flacco	QB	6-6	245	1/16/85	5	Delaware	D1 '08	4	4	0	0
9	Justin Tucker	K	6-0	180	11/21/89	3	Texas	FA '12	4	0	0	0
12	Jacoby Jones	WR/RS	6-2	220	7/11/84	6	Lane	FA '12	4	2	0	0
15	LaQuan Williams	WR	6-0	195	6/27/88	2	Maryland	FA '11	0	0	0	4
17	Tandon Doss	WR	6-2	207	9/22/89	2	Indiana	D4 '11	4	0	0	0
20	Ed Reed	S	5-11	205	9/11/78	11	Miami	D1 '02	4	4	0	0
21	Lardarius Webb	CB/RS	5-10	182	10/12/85	4	Nicholls State	D3 '09	4	4	0	0
22	Jimmy Smith	CB	6-2	205	7/26/88	2	Colorado	D1 '11	4	0	0	0
23	Chykie Brown	CB	5-11	190	12/26/86	2	Texas	D5a '11	4	0	0	0
24	Corey Graham	CB	6-0	196	7/25/85	6	New Hampshire	UFA (CHI) '12	4	0	0	0
25	Asa Jackson	CB/RS	5-10	190	12/2/89	R	Cal Poly	D5 '12	0	0	0	4
27	Ray Rice	RB	5-8	212	1/22/87	5	Rutgers	D2 '08	4	4	0	0
29	Cary Williams	CB	6-1	190	12/23/84	5	Washburn	FA '09	4	4	0	0
30	Bernard Pierce	RB	6-0	218	5/10/90	R	Temple	D3 '12	4	0	0	0
31	Bernard Pollard	S	6-1	225	12/23/84	7	Purdue	UFA (HOU) '11	4	4	0	0
32	James Ihedigbo	S	6-1	214	12/3/83	6	Massachusetts	FA '12	4	0	0	0
33	Christian Thompson	S	6-0	211	6/14/90	R	South Carolina St.	D4b '12	4	0	0	0
35	Anthony Allen	RB	6-1	223	8/6/88	2	Georgia Tech	D7 '11	4	0	0	0
37	Sean Considine	S	6-0	212	12/17/82	8	Iowa	UFA (ARI) '12	4	0	0	0
44	Vonta Leach	FB	6-0	260	11/6/81	9	East Carolina	UFA (HOU) '11	4	1	0	0
46	Morgan Cox	LS	6-4	241	4/26/86	3	Tennessee	FA '10	4	0	0	0
50	Albert McClellan	LB	6-2	245	6/4/86	2	Marshall	FA '10	4	4	0	0
51	Brendon Ayanbadejo	LB	6-1	225	9/6/76	10	UCLA	UFA (CHI) '08	4	0	0	0
52	Ray Lewis	ILB	6-1	240	5/15/75	17	Miami	D1b '96	4	4	0	0
53	Jameel McClain	ILB	6-1	245	7/25/85	5	Syracuse	FA '08	4	4	0	0
59	Dannell Ellerbe	ILB	6-1	240	11/29/85	4	Georgia	FA '09	4	0	0	0
62	Terrence Cody	NT	6-4	341	6/28/88	3	Alabama	D2b '10	4	0	0	0
63	Bobbie Williams	G	6-4	345	9/25/76	13	Arkansas	FA '12	4	0	0	0
66	Gino Gradkowski	G/C	6-3	300	11/5/88	R	Delaware	D4a '12	4	0	0	0
70	Ramon Harewood	T	6-6	334	2/3/87	3	Morehouse	D6 '10	4	4	0	0
72	Kelechi Osemele	G/T	6-5	335	6/24/89	R	Iowa State	D2b '12	4	4	0	0
73	Marshal Yanda	G/T	6-3	315	9/15/84	6	Iowa	D3b '07	4	4	0	0
74	Michael Oher	T	6-4	315	5/28/86	4	Mississippi	D1 '09	4	4	0	0
76	Jah Reid	T	6-7	340	7/21/88	2	Central Florida	D3 '11	0	0	0	4
77	Matt Birk	C	6-4	310	7/23/76	15	Harvard	UFA (MIN) '09	4	4	0	0
78	Bryant McKinnie	T	6-8	354	9/23/79	11	Miami	FA '11	4	0	0	0
81	Anquan Boldin	WR	6-1	220	10/3/80	10	Florida State	TR (ARI) '10	4	4	0	0
82	Torrey Smith	WR	6-0	205	1/26/89	2	Maryland	D2 '11	4	4	0	0
83	Deonte Thompson	WR	6-0	203	2/14/89	R	Florida	FA '12	4	0	0	0
84	Ed Dickson	TE	6-4	255	7/25/87	3	Oregon	D3 '10	4	2	0	0
86	Billy Bajema	TE	6-4	259	10/31/82	8	Oklahoma State	UFA (STL) '12	0	0	0	4
88	Dennis Pitta	TE	6-4	245	6/29/85	3	BYU	D4 '10	4	3	0	0
90	Pernell McPhee	DE	6-3	280	12/17/88	2	Mississippi State	D5b '11	4	4	0	0
91	Courtney Upshaw	OLB	6-2	272	12/13/89	R	Alabama	D2a '12	4	3	0	0
92	Haloti Ngata	DT	6-4	340	1/21/84	7	Oregon	D1 '06	4	4	0	0
93	DeAngelo Tyson	DE	6-2	310	4/12/89	R	Georgia	D7 '12	0	0	0	4
94	Sergio Kindle	OLB	6-3	250	9/20/87	2	Texas	D2a '10	1	0	0	3
95	Bryan Hall	DT	6-0	291	9/12/88	1	Arkansas State	FA '11	0	0	0	4
96	Ma'ake Kemoeatu	NT	6-5	345	1/10/79	10	Utah	FA '12	4	4	0	0
97	Arthur Jones	DE	6-3	315	6/3/86	3	Syracuse	D5b '10	4	0	0	0
99	Paul Kruger	OLB	6-4	270	2/15/86	4	Utah	D2 '09	3	1	0	1
<b>Practice Squad</b>												
10	Dennis Dixon	QB	6-3	209	1/11/85	4	Oregon	FA '12	0	0	0	0
34	Bobby Rainey	RB	5-8	212	10/16/87	R	Western Kentucky	FA '12	0	0	0	0
38	Omar Brown	S	5-11	195	6/6/88	R	Marshall	FA '12	0	0	0	0
41	Anthony Levine	DB	5-11	203	3/27/87	1	Tennessee State	FA '12	0	0	0	0
54	Adrian Hamilton	LB	6-3	251	11/29/87	R	Prairie View A&M	FA '12	0	0	0	0
56	Josh Bynes	LB	6-1	240	8/24/89	1	Auburn	FA '11	0	0	0	0
60	Antoine McClain	G	6-5	336	12/6/89	R	Clemson	FA '12	0	0	0	0
69	Jack Cornell	G/T	6-6	320	6/4/89	R	Illinois	FA '12	0	0	0	0
<b>Physically Unable to Perform (PUP)</b>												
16	David Reed (knee)	WR/RS	6-0	190	3/22/87	3	Utah	D5a '10	0	0	0	0
55	Terrell Suggs (Achilles)	OLB	6-3	260	10/11/82	10	Arizona State	D1a '03	0	0	0	0
<b>Injured Reserve</b>												
11	Tommy Streeter (foot)	WR	6-5	220	10/7/89	R	Miami	D6 '12	0	0	0	0
26	Emanuel Cook (leg)	S	5-10	200	1/20/88	3	South Carolina	FA '11	0	0	0	0
28	Damien Berry (neck/shoulder)	RB	5-10	223	10/21/88	1	Miami	FA '11	0	0	0	0
47	Ricky Brown (head)	LB	6-2	235	12/27/83	7	Boston College	FA '12	0	0	0	0
58	Michael McAdoo (Achilles)	OLB	6-7	245	7/9/90	2	North Carolina	FA '11	0	0	0	0
98	Ryan McBean (ankle)	DT	6-5	305	4/23/84	5	Oklahoma State	FA '12	0	0	0	0

# POSITIONAL ROSTER

Updated Oct. 2, 2012

## QUARTERBACKS

2 Tyrod Taylor ..... QB  
5 Joe Flacco ..... QB

## WIDE RECEIVERS

12 Jacoby Jones ..... WR/RS  
15 LaQuan Williams ..... WR  
17 Tandon Doss ..... WR  
81 Anquan Boldin ..... WR  
82 Torrey Smith ..... WR  
83 Deonte Thompson ..... WR

## RUNNING BACKS

27 Ray Rice ..... RB  
30 Bernard Pierce ..... RB  
35 Anthony Allen ..... RB  
44 Vonta Leach ..... FB

## TIGHT ENDS

84 Ed Dickson ..... TE  
86 Billy Bajema ..... TE  
88 Dennis Pitta ..... TE

## OFFENSIVE LINE

63 Bobbie Williams ..... G  
66 Gino Gradkowski ..... G/C  
70 Ramon Harewood ..... T  
72 Kelechi Osemele ..... G/T  
73 Marshal Yanda ..... G/T  
74 Michael Oher ..... T  
76 Jah Reid ..... T  
77 Matt Birk ..... C  
78 Bryant McKinnie ..... T

## SECONDARY

20 Ed Reed ..... S  
21 Lardarius Webb ..... CB/RS  
22 Jimmy Smith ..... CB  
23 Chykie Brown ..... CB  
24 Corey Graham ..... CB  
25 Asa Jackson ..... CB/RS  
29 Cary Williams ..... CB  
31 Bernard Pollard ..... S  
32 James Ihedigbo ..... S  
33 Christian Thompson ..... S  
37 Sean Considine ..... S

## LINEBACKERS

50 Albert McClellan ..... LB  
51 Brendon Ayanbadejo ..... LB  
52 Ray Lewis ..... ILB  
53 Jameel McClain ..... ILB  
59 Dannell Ellerbe ..... ILB  
91 Courtney Upshaw ..... OLB  
94 Sergio Kindle ..... OLB  
99 Paul Kruger ..... OLB

## DEFENSIVE LINE

62 Terrence Cody ..... NT  
90 Pernell McPhee ..... DE  
92 Haloti Ngata ..... DT  
93 DeAngelo Tyson ..... DE  
95 Bryan Hall ..... DT  
96 Ma'ake Kemoeatu ..... NT  
97 Arthur Jones ..... DE

## SPECIALISTS

4 Sam Koch ..... P  
9 Justin Tucker ..... K  
46 Morgan Cox ..... LS

## PRACTICE SQUAD

10 Dennis Dixon ..... QB  
34 Bobby Rainey ..... RB  
38 Omar Brown ..... S  
41 Anthony Levine ..... DB  
54 Adrian Hamilton ..... LB  
56 Josh Byner ..... LB  
60 Antoine McClain ..... G  
69 Jack Cornell ..... G/T

## PHYSICALLY UNABLE TO PERFORM (PUP)

16 David Reed (knee) ..... WR/RS  
55 Terrell Suggs (Achilles) ..... OLB

## RESERVE/INJURED

11 Tommy Streater (foot) ..... WR  
26 Emanuel Cook (leg) ..... S  
28 Damien Berry (neck/shoulder) ..... RB  
47 Ricky Brown (head) ..... LB  
58 Michael McAdoo (Achilles) ..... OLB  
98 Ryan McBean (ankle) ..... DT

# 2012 COACHING STAFF

**John Harbaugh** ..... Head Coach  
**Jerry Rosburg** ..... Assistant Head Coach/Special Teams Coordinator  
**Cam Cameron** ..... Offensive Coordinator  
**Dean Pees** ..... Defensive Coordinator  
**Teryl Austin** ..... Secondary  
**Juney Barnett** ..... Assistant Strength and Conditioning  
**Clarence Brooks** ..... Defensive Line  
**Jason Brooks** ..... Offensive Quality Control  
**Randy Brown** ..... Kicking Consultant  
**Jim Caldwell** ..... Quarterbacks  
**Wade Harman** ..... Tight Ends

**Chris Hewitt** ..... Assistant Special Teams  
**Jim Hostler** ..... Wide Receivers  
**Don Martindale** ..... Inside Linebackers  
**Andy Moeller** ..... Offensive Line  
**Ted Monachino** ..... Linebackers  
**Wilbert Montgomery** ..... Running Backs  
**Bob Rogucki** ..... Strength and Conditioning  
**Craig Ver Steeg** ..... Senior Offensive Assistant  
**Todd Washington** ..... Assistant Offensive Line  
**Matt Weiss** ..... Defensive Quality Control

# DEPTH CHART

Last updated Oct. 2 by Ravens PR staff.

## OFFENSE

<b>WR</b>	82	Torrey Smith (4/4)	12	Jacoby Jones (4/2)	<u>83</u>	<u>Deonte Thompson (4/0)</u>
<b>WR</b>	81	Anquan Boldin (4/4)	17	Tandon Doss (4/0)	15	LaQuan Williams (0/0)
<b>LT</b>	74	Michael Oher (4/4)	78	Bryant McKinnie (4/0)		
<b>LG</b>	70	Ramon Harewood (4/4)	63	Bobbie Williams (4/0)		
<b>C</b>	77	Matt Birk (4/4)	<u>66</u>	<u>Gino Gradkowski (4/0)</u>		
<b>RG</b>	73	Marshal Yanda (4/4)	76	Jah Reid (0/0)*		
<b>RT</b>	<u>72</u>	<u>Kelechi Osemele (4/4)</u>	76	Jah Reid (0/0)*		
<b>TE</b>	88	Dennis Pitta (4/3)	84	Ed Dickson (4/2)	86	Billy Bajema (0/0)
<b>QB</b>	5	Joe Flacco (4/4)	2	Tyrod Taylor (2/0)		
<b>FB</b>	44	Vonta Leach (4/1)				
<b>RB</b>	27	Ray Rice (4/4)	<u>30</u>	<u>Bernard Pierce (4/0)</u>	35	Anthony Allen (4/0)

## DEFENSE

<b>DT</b>	92	Haloti Ngata (4/4)	<u>95</u>	<u>Bryan Hall (0/0)</u>		
<b>NT</b>	96	Ma'ake Kemoeatu (4/4)	62	Terrence Cody (4/0)		
<b>DE</b>	90	Pernell McPhee (4/4)	97	Arthur Jones (4/0)	<u>93</u>	<u>DeAngelo Tyson (0/0)</u>
<b>Rush</b>	<u>91</u>	<u>Courtney Upshaw (4/3)</u>	99	Paul Kruger (3/1)		
<b>Will</b>	53	Jameel McClain (4/4)	51	Brendon Ayanbadejo (4/0)		
<b>Mike</b>	52	Ray Lewis (4/4)	59	Dannell Ellerbe (4/0)		
<b>Sam</b>	50	Albert McClellan (4/4)	94	Sergio Kindle (1/0)		
<b>LCB</b>	21	Lardarius Webb (4/4)	22	Jimmy Smith (4/0)	23	Chykie Brown (4/0)
<b>SS</b>	31	Bernard Pollard (4/4)	32	James Ihedigbo (4/0)	<u>33</u>	<u>Christian Thompson (4/0)</u>
<b>FS</b>	20	Ed Reed (4/4)	37	Sean Considine (4/0)		
<b>RCB</b>	29	Cary Williams (4/4)	24	Corey Graham (4/0)	<u>25</u>	<u>Asa Jackson (0/0)</u>

## SPECIAL TEAMS

<b>P</b>	4	Sam Koch (4/0)				
<b>K</b>	<u>9</u>	<u>Justin Tucker (4/0)</u>				
<b>H</b>	4	Sam Koch (4/0)				
<b>LS</b>	46	Morgan Cox (4/0)				
<b>KOR</b>	<u>83</u>	<u>Deonte Thompson (4/0)</u>	12	Jacoby Jones (4/2)	<u>25</u>	<u>Asa Jackson (0/0)</u>
						35
<b>PR</b>	12	Jacoby Jones (4/2)	21	Lardarius Webb (4/4)	<u>25</u>	<u>Asa Jackson (0/0)</u>

(2012 Games Played/Games Started)

Rookie and 1st-Year Players Underlined

\* Injured

## PRONUNCIATION GUIDE

**Brendon Ayanbadejo** (EYE-on-bah-day-joe); **Billy Bajema** (bah-juh-MUH); **Chykie Brown** (SHOCK-ee); **Dannell Ellerbe** (duh-NELL ELL-er-bee); **James Ihedigbo** (ee-HEAD-ee-bo); **Sam Koch** (Cook); **Asa Jackson** (ACE-uh); **Ma'ake Kemoeatu** (mah-AH-kay key-moy-AH-too); **Vonta Leach** (von-TAY); **Michael McAdoo** (MACK-ah-doo); **Pernell McPhee** (purr-NELL); **Haloti Ngata** (ha-LOW-tee NAH-tah); **Michael Oher** (Oar); **Kelechi Osemele** (kah-LETCH-ee oh-SEH-muh-lee); **Dennis Pitta** (PIT-uh); **Deonte Thompson** (dee-ON-tay); **Lardarius Webb** (lahr-DARE-ee-us); **Marshal Yanda** (YAWN-da)

**COACHES:** **Ted Monachino** (mah-nah-KEY-no); **Bob Rogucki** (ruh-GUS-key); **Craig Ver Steeg** (ver-STEGG)

# PARTICIPATION CHART

Player															REGULAR SEASON TOTALS					
	9/10 vs. Cin.	9/16 at Phi.	9/23 vs. NE	9/27 vs. Cle.	10/7 at KC	10/14 vs. Dal.	10/21 at Hou.	11/4 at Cle.	11/11 vs. Oak.	11/18 at Pit.	11/25 at SD	12/2 vs. Pit.	12/9 at Was.	12/16 vs. Den.	12/23 vs. NYG	12/30 at Cin.	GAMES PLAYED	GAMES STARTED	DID NOT PLAY	INACTIVE
Allen, Anthony	X	X	X	X													4	0	0	0
Ayanbadejo, Brendon	X	X	X	X													4	0	0	0
Bajema, Billy	INA	INA	INA	INA													0	0	0	4
Berry, Damien	IR	IR	IR	IR													0	0	0	0
Birk, Matt	C	C	C	C													4	4	0	0
Boldin, Anquan	WR	WR	WR	WR													4	4	0	0
Brown, Chykie	X	X	X	X													4	0	0	0
Brown, Omar	PS	PS	PS	PS													0	0	0	0
Brown, Ricky	IR	IR	IR	IR													0	0	0	0
Bynes, Josh	PS	PS	PS	PS													0	0	0	0
Cody, Terrence	X	X	X	X													4	0	0	0
Considine, Sean	X	X	X	X													4	0	0	0
Cook, Emanuel	IR	IR	IR	IR													0	0	0	0
Cornell, Jack	PS	PS	PS	PS													0	0	0	0
Cox, Morgan	X	X	X	X													4	0	0	0
Dickson, Ed	X	X	TE	TE													4	2	0	0
Dixon, Dennis	PS	PS	PS	PS													0	0	0	0
Doss, Tandon	X	X	X	X													4	0	0	0
Ellerbe, Dannel	X	X	X	X													4	0	0	0
Flacco, Joe	QB	QB	QB	QB													4	4	0	0
Gradkowski, Gino	X	X	X	X													4	0	0	0
Graham, Corey	X	X	X	X													4	0	0	0
Hall, Bryan	INA	INA	INA	INA													0	0	0	4
Hamilton, Adrian	PS	PS	PS	PS													0	0	0	0
Harewood, Ramon	LG	LG	LG	LG													4	4	0	0
Ihedigbo, James	X	X	X	X													4	0	0	0
Jackson, Asa	INA	INA	INA	INA													0	0	0	4
Jones, Arthur	X	X	X	X													4	0	0	0
Jones, Jacoby	WR	WR	X	X													4	2	0	0
Kindle, Sergio	INA	X	INA	INA													1	0	0	3
Koch, Sam	X	X	X	X													4	0	0	0
Kruger, Paul	RUSH	INA	X	X													3	1	0	1
Leach, Vonta	X	X	FB	X													4	1	0	0
Levine, Anthony	PS	PS	PS	PS													0	0	0	0
Lewis, Ray	MIKE	MIKE	MIKE	MIKE													4	4	0	0
McAdoo, Michael	IR	IR	IR	IR													0	0	0	0
McBean, Ryan	IR	IR	IR	IR													0	0	0	0
McClain, Antoine	PS	PS	PS	PS													0	0	0	0
McClain, Jameel	WILL	WILL	WILL	WILL													4	4	0	0
McClellan, Albert	SAM	SAM	SAM	SAM													4	4	0	0
McKinnie, Bryant	X	X	X	X													4	0	0	0
McPhee, Pernell	DT	DE	DE	DE													4	4	0	0
Ngata, Haloti	DT	DT	DT	DT													4	4	0	0
Oher, Michael	LT	LT	LT	LT													4	4	0	0
Osemele, Kelechi	RT	RT	RT	RT													4	4	0	0
Pierce, Bernard	X	X	X	X													4	0	0	0
Pitta, Dennis	TE	TE	X	TE													4	3	0	0
Pollard, Bernard	SS	SS	SS	SS													4	4	0	0
Rainey, Bobby	PS	PS	PS	PS													0	0	0	0
Reed, David	PUP	PUP	PUP	PUP													0	0	0	0
Reed, Ed	FS	FS	FS	FS													4	4	0	0
Reid, Jah	INA	INA	INA	INA													0	0	0	4
Rice, Ray	RB	RB	RB	RB													4	4	0	0
Smith, Jimmy	X	X	X	X													4	0	0	0
Smith, Torrey	WR	WR	WR	WR													4	4	0	0
Streeter, Tommy	IR	IR	IR	IR													0	0	0	0
Suggs, Terrell	PUP	PUP	PUP	PUP													0	0	0	0
Taylor, Tyrod	X	DNP	DNP	X													2	0	2	0
Thompson, Christian	X	X	X	X													4	0	0	0
Thompson, Deonte	X	X	X	X													4	0	0	0
Tucker, Justin	X	X	X	X													4	0	0	0
Tyson, DeAngelo	INA	INA	INA	INA													0	0	0	4
Upshaw, Courtney	X	RUSH	RUSH	RUSH													4	3	0	0
Webb, Lardarius	LCB	LCB	LCB	LCB													4	4	0	0
Williams, Bobbie	X	X	X	X													4	0	0	0
Williams, Cary	RCB	RCB	RCB	RCB													4	4	0	0
Williams, LaQuan	INA	INA	INA	INA													0	0	0	4
Yanda, Marshal	RG	RG	RG	RG													4	4	0	0

X=substituted; IR=injured reserve; PUP=physically unable to perform; NOR=not on roster; PS=practice squad; PSIL=Practice Squad Injured List; SUS=suspended



# GAME-BY-GAME STARTERS

OFFENSE												
GAME	WR	LT	LG	C	RG	RT	TE	WR	QB	RB	FB	OTHER
09/10/12	Cincinnati	Boldin	Oher	<b>Harewood</b>	Birk	Yanda	Osemele	Smith	Flacco	Rice	n/a	J. Jones -WR
09/16/12	at Philadelphia	Boldin	Oher	Harewood	Birk	Yanda	Osemele	Smith	Flacco	Rice	n/a	J. Jones -WR
09/23/12	New England	Boldin	Oher	Harewood	Birk	Yanda	Osemele	Smith	Flacco	Rice	Leach	n/a
09/27/12	Cleveland	Boldin	Oher	Harewood	Birk	Yanda	Osemele	Smith	Flacco	Rice	n/a	Dickson -TE
10/07/12	at Kansas City											
10/14/12	Dallas											
10/21/12	at Houston											
11/04/12	at Cleveland											
11/11/12	Oakland											
11/18/12	at Pittsburgh											
11/25/12	at San Diego											
12/02/12	Pittsburgh											
12/09/12	at Washington											
12/16/12	Denver											
12/23/12	NY Giants											
12/30/12	at Cincinnati											

DEFENSE												
GAME	DT	DE	NT	SAM	MIKE	WILL	RUSH	RCB	LCB	SS	FS	OTHER
09/10/12	Cincinnati	Ngata	McPhee	Kemoeatu	McClellan	Lewis	McClain	Williams	Webb	Pollard	Reed	n/a
09/16/12	at Philadelphia	Ngata	McPhee	Kemoeatu	McClellan	Lewis	McClain	Williams	Webb	Pollard	Reed	n/a
09/23/12	New England	Ngata	McPhee	Kemoeatu	McClellan	Lewis	McClain	Williams	Webb	Pollard	Reed	n/a
09/27/12	Cleveland	Ngata	McPhee	Kemoeatu	McClellan	Lewis	McClain	Williams	Webb	Pollard	Reed	n/a
10/07/12	at Kansas City											
10/14/12	Dallas											
10/21/12	at Houston											
11/04/12	at Cleveland											
11/11/12	Oakland											
11/18/12	at Pittsburgh											
11/25/12	at San Diego											
12/02/12	Pittsburgh											
12/09/12	at Washington											
12/16/12	Denver											
12/23/12	NY Giants											
12/30/12	at Cincinnati											

**Bold denotes first NFL start**

# 2012 TRANSACTIONS

- **Jan. 23:** Signed RB Damien Berry, WR Rodney Bradley, TE Davon Drew, DT Bryan Hall, WR/RS Phillip Livas, C Cecil Newton and WR Patrick Williams to Reserve/Future contracts.
- **Jan. 26:** Signed G Howard Barbieri and ILB Cody Glenn to Reserve/Future contracts.
- **March 2:** Designated RB Ray Rice as the team's franchise player; Terminated the contracts of CB Chris Carr and WR Lee Evans; Placed RB Ricky Williams on the Reserve/Retired list.
- **March 5:** Terminated the contract of CB Domonique Foxworth.
- **March 15:** Signed OLB Chavis Williams.
- **March 16:** Re-signed unrestricted free agent C Matt Birk.
- **March 23:** Re-signed unrestricted free agents LB Brendon Ayanbadejo and LB Jameel McClain; Signed unrestricted free agents S Sean Considine and CB Corey Graham.
- **April 6:** Signed restricted free agent CB Lardarius Webb to a six-year contract.
- **April 16:** Signed exclusive free agents G/C Justin Boren, LB Josh Byner, LS Morgan Cox, DB Danny Gorrer and OLB Sergio Kindle.
- **April 17:** Signed restricted free agent LB Dannell Ellerbe.
- **April 20:** Signed **QB Curtis Painter**.
- **April 30:** Signed **LS Patrick Scales**.
- **May 2:** Signed **NT Maake Kemoeatu**.
- **May 7:** Signed **DT Ryan McBean**; Signed restricted free agent CB Cary Williams.
- **May 11:** Signed rookie free agents **FB Jamison Berryhill**, **QB John Brantley**, **CB Charles Brown**, **S Omar Brown**, **G/T Jack Cornell**, **FB Chad Diehl**, **LB Eltoro Freeman**, **WR Devin Goda**, **WR Dorian Graham**, **DE/DT Elliott Henigan**, **NT Nicholas Jean-Baptiste**, **NT Ishmaa'ily Kitchen**, **G Antoine McClain**, **DE Terrence Moore**, **RB Brandon Pendergrass**, **TE Nick Provo**, **S Cyhl Quarles**, **RB Bobby Rainey** and **WR Deonte Thompson**
- **May 12:** Signed rookie free agent **OL Addison Lawrence**.
- **May 15:** Waived FB Jamison Berryhill, CB Charles Brown, LB Eltoro Freeman and TE Nick Provo; Signed rookie free agents **TE Matt Balasavage**, **LB Nigel Carr**, **TE Bruce Figgins**, **CB Jordan Maybin** and **QB Chester Stewart**.
- **May 16:** Waived FB Chad Diehl.
- **May 17:** Waived FB Jamison Berryhill.
- **May 29:** Waived WR Phillip Livas; Signed rookie free agent **K Justin Tucker**.
- **May 31:** Waived RB Brandon Pendergrass.
- **June 11:** Signed free agent **G Bobbie Williams**.
- **June 12:** Waived DE/DT Elliott Henigan; Signed free agent **C/G Tony Wragge**.
- **June 13:** Waived WR Rodney Bradley and LB Cody Glenn.
- **July 16:** Signed franchise player RB Ray Rice to a five-year contract.
- **July 23:** Waived G Howard Barbieri.
- **July 25:** Signed free agents **LB Darryl Blackstock**, **LB Ricky Brown** and **T Cord Howard**.
- **July 26:** Waived FB Jamison Berryhill; Signed free agent **WR Logan Payne**.
- **Aug. 1:** Waived QB John Brantley; Signed free agent **TE Billy Bajema**.
- **Aug. 3:** Waived G/T Paul Madsen.
- **Aug. 4:** Signed free agent **LB Stevie Baggs**.
- **Aug. 26:** Terminated the contract of vested veteran K Billy Cundiff; Waived TE Davon Drew, WR Devin Goda, OL Addison Lawrence, CB Jordan Mabin, C Cecil Newton, LS Patrick Scales, QB Chester Stewart and WR Patrick Williams.
- **Aug. 27:** Placed LB Stevie Baggs (leg), LB Darryl Blackstock (leg), S Emanuel Cook (leg) and DT Ryan McBean (ankle) on Injured Reserve; Placed WR/RS David Reed (knee) and OLB Terrell Suggs (Achilles) on Physically Unable to Perform list.
- **Aug. 31:** Waived RB Anthony Allen, S Omar Brown, LB Josh Byner, LB Nigel Carr, G/T Jack Cornell, WR Dorian Graham, G/T Cord Howard, NT Nicolas Jean-Baptiste, NT Ishmaa'ily Kitchen, G Antoine McClain, DE Terrence Moore, QB Curtis Painter, WR Logan Payne, S Cyhl Quarles and OLB Chavis Williams; Terminated the contract of vested veteran G Tony Wragge; Placed TE Matt Balasavage (ankle), RB Damien Berry (neck/shoulder), G/C Justin Boren (foot), LB Ricky Brown (head), TE Bruce Figgins (shoulder) and WR Tommy Streeter (foot) on Injured Reserve.
- **Sept. 1:** Signed RB Anthony Allen, S Omar Brown, LB Josh Byner, G/T Jack Cornell and G Antoine McClain to the practice squad.
- **Sept. 3:** Waived DB Danny Gorrer; Signed free agent **S James Ihedigbo** to the 53-man roster; Signed **QB Dennis Dixon**, **LB Adrian Hamilton** and **DB Anthony Levine** to the practice squad.
- **Sept. 4:** Waived (injury settlements) LB Stevie Baggs and TE Matt Balasavage.
- **Sept. 6:** Waived (injury settlement) TE Bruce Figgins.
- **Sept. 7:** Waived (injury settlements) LB Darryl Blackstock and G/C Justin Boren.
- **Sept. 10:** Waived RB Bobby Rainey and signed RB Anthony Allen from the practice squad to the 53-man roster.
- **Sept. 12:** Signed RB Bobby Rainey to the practice squad.

(Bold denotes first time player has joined the Ravens.)

# HOW THE RAVENS ARE BUILT

## HOW ACQUIRED

YEAR	PLAYER	ACQ.
1996	LB Ray Lewis	D1b
2002	S Ed Reed	D1
2003	<i>OLB Terrell Suggs [PUP]</i>	D1a
2006	P Sam Koch	D6a
	DT Haloti Ngata	D1
2007	G/T Marshal Yanda	D3b
2008	LB Brendon Ayanbadejo	UFA (Chi.)
	QB Joe Flacco	D1
	LB Jameel McClain	RFA
	RB Ray Rice	D2
2009	C Matt Birk	UFA (Min.)
	LB Dannell Ellerbe	RFA
	OLB Paul Kruger	D2
	T Michael Oher	D1
	CB/RS Lardarius Webb	D3
	CB Cary Williams	FA
2010	WR Anquan Boldin	TR (Ari.)
	NT Terrence Cody	D2b
	LS Morgan Cox	RFA
	TE Ed Dickson	D3
	T Ramon Harewood	D6
	DE Arthur Jones	D5b
	OLB Sergio Kindle	D2a
	LB Albert McClellan	RFA
	TE Dennis Pitta	D4
	<i>WR/RS David Reed [PUP]</i>	D5a
2011	<i>RB Damien Berry [IR]</i>	RFA
	CB Chykie Brown	D5a
	<i>S Emanuel Cook [IR]</i>	FA
	WR Tandon Doss	D4
	FB Vonta Leach	UFA (Hou.)
	DT Bryan Hall	RFA
	<i>OLB Michael McAdoo [IR]</i>	RFA
	T Bryant McKinnie	FA
	DE Pernell McPhee	D5b
	S Bernard Pollard	UFA (Hou.)
	T Jah Reid	D3
	CB Jimmy Smith	D1
	WR Torrey Smith	D2
	QB Tyrod Taylor	D6
	RB Anthony Allen	D7
	WR LaQuan Williams	RFA
2012	TE Billy Bajema	UFA (STL)
	<i>LB Ricky Brown [IR]</i>	FA
	S Sean Considine	UFA (Ari.)
	G/C Gino Gradkowski	D4a
	CB Corey Graham	UFA (Chi.)
	S James Ihedigbo	FA
	CB/RS Asa Jackson	D5
	WR/RS Jacoby Jones	FA
	NT Ma'ake Kemoeatu	FA
	<i>DT Ryan McBean [IR]</i>	FA
	G/T Kelechi Osemele	D2b
	RB Bernard Pierce	D3
	<i>WR Tommy Streeeter [IR]</i>	D6
	S Christian Thompson	D4b
	WR Deonte Thompson	RFA
	K Justin Tucker	RFA
	DE DeAngelo Tyson	D7
	OLB Courtney Upshaw	D2a
	G Bobbie Williams	FA

## RAVENS BY DRAFT ROUND

1st ROUND (8)	TEAM	YEAR
LB Ray Lewis	Baltimore	1996 (26th)
T Bryant McKinnie	Minnesota	2002 (7th)
S Ed Reed	Baltimore	2002 (24th)
<i>OLB Terrell Suggs [PUP]</i>	Baltimore	2003 (10th)
DT Haloti Ngata	Baltimore	2006 (12th)
QB Joe Flacco	Baltimore	2008 (18th)
T Michael Oher	Baltimore	2009 (23rd)
CB Jimmy Smith	Baltimore	2010 (27th)
<b>2nd ROUND (10)</b>		
G Bobbie Williams	Philadelphia	2000
WR Anquan Boldin	Arizona	2003
S Bernard Pollard	Kansas City	2006
RB Ray Rice	Baltimore	2008
OLB Paul Kruger	Baltimore	2009
OLB Sergio Kindle	Baltimore	2010
NT Terrence Cody	Baltimore	2010
WR Torrey Smith	Baltimore	2011
OLB Courtney Upshaw	Baltimore	2012
G/T Kelechi Osemele	Baltimore	2012
<b>3rd ROUND (6)</b>		
WR/RS Jacoby Jones	Houston	2007
G/T Marshal Yanda	Baltimore	2007
CB/RS Lardarius Webb	Baltimore	2009
TE Ed Dickson	Baltimore	2010
T Jah Reid	Baltimore	2011
RB Bernard Pierce	Baltimore	2012
<b>4th ROUND (6)</b>		
S Sean Considine	Philadelphia	2005
<i>DT Ryan McBean [IR]</i>	Pittsburgh	2007
TE Dennis Pitta	Baltimore	2010
WR Tandon Doss	Baltimore	2011
G/C Gino Gradkowski	Baltimore	2012
S Christian Thompson	Baltimore	2012
<b>5th ROUND (6)</b>		
CB Corey Graham	Chicago	2007
<i>WR/RS David Reed [PUP]</i>	Baltimore	2010
DE Arthur Jones	Baltimore	2010
CB Chykie Brown	Baltimore	2011
DE Pernell McPhee	Baltimore	2011
CB/RS Asa Jackson	Baltimore	2012
<b>6th ROUND (5)</b>		
C Matt Birk	Minnesota	1998
P Sam Koch	Baltimore	2006
T Ramon Harewood	Baltimore	2010
QB Tyrod Taylor	Baltimore	2011
<i>WR Tommy Streeeter [IR]</i>	Baltimore	2012
<b>7th ROUND (4)</b>		
TE Billy Bajema	San Francisco	2005
CB Cary Williams	Tennessee	2008
RB Anthony Allen	Georgia Tech	2011
DE DeAngelo Tyson	Baltimore	2012
<b>UNDRAFTED (16)</b>		
LB Brendon Ayanbadejo	Atlanta	1999
NT Ma'ake Kemoeatu	Baltimore	2002
FB Vonta Leach	Green Bay	2004
<i>LB Ricky Brown [IR]</i>	Oakland	2006
S James Ihedigbo	New York Jets	2007
LB Jameel McClain	Baltimore	2008
<i>S Emanuel Cook [IR]</i>	New York Jets	2009
LB Dannell Ellerbe	Baltimore	2009
LS Morgan Cox	Baltimore	2010
LB Albert McClellan	Baltimore	2010
<i>RB Damien Berry [IR]</i>	Baltimore	2011
DT Bryan Hall	Baltimore	2011
<i>OLB Michael McAdoo [IR]</i>	Baltimore	2011
WR LaQuan Williams	Baltimore	2011
WR Deonte Thompson	Baltimore	2012
K Justin Tucker	Baltimore	2012

# 2012 RAVENS STATISTICS

## WON 3, LOST 1

09/10	W 44-13	Cincinnati	71,064
09/16	L 23-24	at Philadelphia	69,144
09/23	W 31-30	New England	71,269
09/27	W 23-16	Cleveland	70,944
10/07		at Kansas City	
10/14		Dallas	
10/21		at Houston	
11/04		at Cleveland	
11/11		Oakland	
11/18		at Pittsburgh	
11/25		at San Diego	
12/02		Pittsburgh	
12/09		at Washington	
12/16		Denver	
12/23		New York Giants	
12/30		at Cincinnati	

	Balt.	Opp.
<b>TOTAL FIRST DOWNS</b>	<b>94</b>	<b>99</b>
Rushing	24	23
Passing	57	63
Penalty	13	13
3rd Down: Made/Att	16/46	21/60
3rd Down Pct.	34.8	35.0
4th Down: Made/Att	1/5	3/4
4th Down Pct.	20.0	75.0
<b>POSSESSION AVG.</b>	<b>28:48</b>	<b>31:12</b>
<b>TOTAL NET YARDS</b>	<b>1696</b>	<b>1561</b>
Avg. Per Game	424.0	390.3
Total Plays	265	291
Avg. Per Play	6.4	5.4
<b>NET YARDS RUSHING</b>	<b>455</b>	<b>378</b>
Avg. Per Game	113.8	94.5
Total Rushes	97	120
<b>NET YARDS PASSING</b>	<b>1241</b>	<b>1183</b>
Avg. Per Game	310.3	295.8
Sacked/Yards Lost	9/58	9/64
Gross Yards	1299	1247
Att./Completions	159/101	162/98
Completion Pct.	63.5	60.5
Had Intercepted	3	4
<b>PUNTS/AVERAGE</b>	<b>17/46.8</b>	<b>20/42.1</b>
<b>NET PUNTING AVG.</b>	<b>17/36.6</b>	<b>20/38.5</b>
<b>PENALTIES/YARDS</b>	<b>37/330</b>	<b>27/248</b>
<b>FUMBLES/BALL LOST</b>	<b>3/1</b>	<b>6/4</b>
<b>TOUCHDOWNS</b>	<b>14</b>	<b>8</b>
Rushing	5	6
Passing	7	2
Returns	2	0

* SCORE BY PERIODS	Q1	Q2	Q3	Q4	OT	PTS		
<b>TEAM</b>	<b>17</b>	<b>40</b>	<b>38</b>	<b>26</b>	<b>0</b>	<b>121</b>		
<b>OPPONENTS</b>	<b>20</b>	<b>24</b>	<b>23</b>	<b>16</b>	<b>0</b>	<b>83</b>		
* SCORING	TD	Ru	Pa	Rt	K-PAT	FG	S	PTS
Tucker	0	0	0	0	13/13	8/9	0	37
Rice	3	3	0	0			0	18
T. Smith	3	0	3	0			0	18
Pitta	2	0	2	0			0	12
Boldin	1	0	1	0			0	6
Flacco	1	1	0	0			0	6
J. Jones	1	0	1	0			0	6
Leach	1	1	0	0			0	6
E. Reed	1	0	0	1			0	6
Ca. Williams	1	0	0	1			0	6
<b>TEAM</b>	<b>14</b>	<b>5</b>	<b>7</b>	<b>2</b>	<b>13/13</b>	<b>8/9</b>	<b>0</b>	<b>121</b>
<b>OPPONENTS</b>	<b>8</b>	<b>6</b>	<b>2</b>	<b>0</b>	<b>8/8</b>	<b>9/9</b>	<b>0</b>	<b>83</b>

2-Pt Conv: **TEAM 0-1, OPPONENTS 0-0**

SACKS: Ellerbe 2.5, Ngata 2, Kruger 1.5, Lewis 1, Pollard 1, McPhee 0.5, Upshaw 0.5,

**TEAM 9, OPPONENTS 9**

FUM/LOST: Flacco 2/1, J. Jones 1/0

* RUSHING	No.	Yds	Avg	Long	TD
Rice	64	317	5.0	43	3
Pierce	17	88	5.2	21	0
Allen	4	13	3.3	7	0
T. Smith	2	13	6.5	13	0
Taylor	1	7	7.0	7	0
Flacco	6	6	1.0	5	1
Leach	1	5	5.0	5t	1
Boldin	1	3	3.0	3	0
Considine	1	3	3.0	3	0
<b>TEAM</b>	<b>97</b>	<b>455</b>	<b>4.7</b>	<b>43</b>	<b>5</b>
<b>OPPONENTS</b>	<b>120</b>	<b>378</b>	<b>3.2</b>	<b>20</b>	<b>6</b>

* RECEIVING	No.	Yds	Avg	Long	TD
Rice	22	174	7.9	37	0
Boldin	19	249	13.1	34t	1
Pitta	18	188	10.4	25	2
T. Smith	16	332	20.8	52	3
J. Jones	9	170	18.9	41	1
Leach	8	56	7.0	17	0
Dickson	5	50	10.0	23	0
Doss	2	45	22.5	39	0
D. Thompson	1	25	25.0	25	0
Pierce	1	10	10.0	10	0
<b>TEAM</b>	<b>101</b>	<b>1299</b>	<b>12.9</b>	<b>52</b>	<b>7</b>
<b>OPPONENTS</b>	<b>98</b>	<b>1247</b>	<b>12.7</b>	<b>59</b>	<b>2</b>

* INTERCEPTIONS	No.	Yds	Avg	Long	TD
E. Reed	2	43	21.5	34t	1
Ca. Williams	1	63	63.0	63t	1
Pollard	1	0	0.0	0	0
<b>TEAM</b>	<b>4</b>	<b>106</b>	<b>26.5</b>	<b>63t</b>	<b>2</b>
<b>OPPONENTS</b>	<b>3</b>	<b>36</b>	<b>12.0</b>	<b>36</b>	<b>0</b>

* PUNTING	No.	Yds	Avg	Net	TB	In	Lg	B
Koch	17	796	46.8	36.6	4	8	56	0
<b>TEAM</b>	<b>17</b>	<b>796</b>	<b>46.8</b>	<b>36.6</b>	<b>4</b>	<b>8</b>	<b>56</b>	<b>0</b>
<b>OPPONENTS</b>	<b>20</b>	<b>841</b>	<b>42.1</b>	<b>38.5</b>	<b>0</b>	<b>5</b>	<b>57</b>	<b>0</b>

* PUNT RETURNS	Ret	FC	Yds	Avg	Long	TD
J. Jones	7	3	62	8.9	19	0
Webb	1	4	9	9.0	9	0
<b>TEAM</b>	<b>8</b>	<b>7</b>	<b>71</b>	<b>8.9</b>	<b>19</b>	<b>0</b>
<b>OPPONENTS</b>	<b>8</b>	<b>2</b>	<b>94</b>	<b>11.8</b>	<b>40</b>	<b>0</b>

* KICKOFF RETURNS	No.	Yds	Avg	Long	TD
D. Thompson	13	337	25.9	49	0
Pitta	1	0	0.0	0	0
<b>TEAM</b>	<b>14</b>	<b>337</b>	<b>24.1</b>	<b>49</b>	<b>0</b>
<b>OPPONENTS</b>	<b>9</b>	<b>184</b>	<b>20.4</b>	<b>27</b>	<b>0</b>

* FIELD GOALS	1-19	20-29	30-39	40-49	50+
Tucker	0/0	1/1	1/1	4/5	2/2
<b>TEAM</b>	<b>0/0</b>	<b>1/1</b>	<b>1/1</b>	<b>4/5</b>	<b>2/2</b>
<b>OPPONENTS</b>	<b>1/1</b>	<b>2/2</b>	<b>2/2</b>	<b>1/1</b>	<b>3/3</b>

Tucker: (46G, 40G, 39G) (56G, 51G, 48G) (27G) (45G, 47N)  
 OPP: (34G, 19G) (23G) (37G, 49G, 20G) (51G, 50G, 52G)

* PASSING	Att	Cmp	Yds	Cmp%	Yds/Att	TD	TD%	Int	Int%	Long	Sack/Lost	Rating
Flacco	156	99	1269	63.5	8.13	7	4.5	3	1.9	52	9/ 58	95.8
Taylor	3	2	30	66.7	10.00	0	0.0	0	0.0	25	0/ 0	99.3
<b>TEAM</b>	<b>159</b>	<b>101</b>	<b>1299</b>	<b>63.5</b>	<b>8.17</b>	<b>7</b>	<b>4.4</b>	<b>3</b>	<b>1.9</b>	<b>52</b>	<b>9/ 58</b>	<b>95.9</b>
<b>OPPONENTS</b>	<b>162</b>	<b>98</b>	<b>1247</b>	<b>60.5</b>	<b>7.70</b>	<b>2</b>	<b>1.2</b>	<b>4</b>	<b>2.5</b>	<b>59</b>	<b>9/ 64</b>	<b>78.4</b>

# 2012 RAVENS DEFENSIVE STATS

from Press Box Stats

Name	Total	Solo	Assists	Sacks	Yds.	INT	Yds.	PD	FF	FR
Lewis, Ray	33	26	7	1	0	0	0	1	1	1
Ellerbe, Dannell	23	21	2	2.5	19.5	0	0	1	0	0
Webb, Lardarius	22	21	1	0	0	0	0	5	1	1
Williams, Cary	21	21	0	0	0	1	63	3	0	0
Ngata, Haloti	20	16	4	2	18	0	0	1	0	0
Pollard, Bernard	20	16	4	1	7	1	0	4	0	0
Reed, Ed	18	15	3	0	0	2	43	7	0	0
McClellan, Albert	17	13	4	0	0	0	0	1	0	1
Upshaw, Courtney	17	10	7	0.5	6	0	0	0	0	0
McClain, Jameel	14	10	4	0	0	0	0	1	0	0
McPhee, Pernel	9	7	2	0.5	6	0	0	0	0	0
Smith, Jimmy	9	8	1	0	0	0	0	2	0	0
Kruger, Paul	6	5	1	1.5	7.5	0	0	2	0	0
Cody, Terrence	5	3	2	0	0	0	0	0	0	0
Jones, Art	5	5	0	0	0	0	0	0	0	0
Ihedigbo, James	4	3	1	0	0	0	0	0	0	0
Kemoeatu, Ma'ake	4	2	2	0	0	0	0	1	0	0
Graham, Corey	2	1	1	0	0	0	0	0	0	0
Kindle, Sergio	1	1	0	0	0	0	0	0	0	0
<b>Totals</b>	<b>250</b>	<b>204</b>	<b>46</b>	<b>9</b>	<b>64</b>	<b>4</b>	<b>106</b>	<b>29</b>	<b>2</b>	<b>3</b>

# 2012 RAVENS SPECIAL TEAMS STATS

from Press Box Stats

Name	Total	Solo	Assists	FF	FR	Blocked Kicks
Ayanbadejo, Brendon	3	3	0	0	0	0
Brown, Chykie	3	3	0	0	0	0
Graham, Corey	3	3	0	0	0	0
Allen, Anthony	2	2	0	0	0	0
Ellerbe, Dannell	2	2	0	1	0	0
Considine, Sean	1	1	0	0	0	0
Koch, Sam	1	1	0	0	0	0
Smith, Jimmy	1	1	0	0	0	0
McClain, Jameel	0	0	0	0	1	0
<b>Totals</b>	<b>16</b>	<b>16</b>	<b>0</b>	<b>1</b>	<b>1</b>	<b>0</b>

## 2012 SINGLE-GAME BESTS

- Tackles:** 14 by Ray Lewis vs. Cin. (9/10)
- Sacks:** 1.5 by Dannell Ellerbe and Haloti Ngata
- Tackles For Loss:** 2 by Dannell Ellerbe and Albert McClellan (twice)
- Interceptions:** 1 by Bernard Pollard, Ed Reed (twice) and Cary Williams
- Passes Defensed:** 3 by Lardarius Webb vs. Cle (9/27)
- Forced Fumbles:** 1 by Ray Lewis and Lardarius Webb
- Fumble Recoveries:** 1 by three different players
- Special Teams Tackles:** 3 by Brendon Ayanbadejo at Phi. (9/16)



**BALTIMORE RAVENS 2012 REGULAR SEASON GAME BY GAME OFFENSIVE STATISTICS**

Game	9/10 vs. Cin.	9/16 at Phi.	9/23 vs. NE	9/27 vs. Cle.	10/7 at KC	10/14 vs. Dal.	10/21 at Hou.	11/4 at Cle.	11/11 vs. Oak.	11/18 at Pit.	11/25 at SD	12/2 vs. Den.	12/23 vs NYG	12/30 at Cin.
Points	44	23	31	23	0	0	0	23						
1st Qtr	10	7	0	0	0	0	0	0						
2nd Qtr	7	10	14	14	9	9	9	9						
3rd Qtr	17	0	7	7	14	14	14	14						
4th Qtr	10	6	10	0	0	0	0	0						
Overtime	0	0	0	0	0	0	0	0						
TDs (Ru+P-Ret)	2-2-0	1-1-0	1-3-0	1-1-1	1-1-1	1-1-1	1-1-1	1-1-1						
PATs (M/A)	5-5	2-2	4-4	2-2	2-2	2-2	2-2	2-2						
2PT Convs (M/A)	0-0	0-0	0-0	0-1	0-1	0-1	0-1	0-1						
FGs (M/A)	3-3	3-3	1-1	1-2	1-2	1-2	1-2	1-2						
Safeties	0	0	0	0	0	0	0	0						
First Downs	26	17	28	23	23	23	23	23						
Rushing	8	5	6	5	6	6	6	6						
Passing	15	9	17	16	16	16	16	16						
Penalty	3	3	5	2	2	2	2	2						
3rd Down Conv (M/A)	3-9	4-14	4-8	5-15	5-15	5-15	5-15	5-15						
3rd Down Conv Pct	33.33%	28.57%	50.00%	33.33%	33.33%	33.33%	33.33%	33.33%						
4th Down Conv (M/A)	1-1	0-2	0-1	0-1	0-1	0-1	0-1	0-1						
4th Down Conv Pct	100.00%	0.00%	0.00%	0.00%	0.00%	0.00%	0.00%	0.00%						
Total Net Yards	430	325	503	438	438	438	438	438						
Total Off. Plays	58	65	77	77	77	77	77	77						
Avg. Gain Per Play	7.4	5	7.7	5.7	5.7	5.7	5.7	5.7						
Net Yards Rushing	122	111	121	101	101	101	101	101						
Total Rushing Plays	23	21	26	27	27	27	27	27						
Avg. Gain Per Rush	5.3	5.3	4.7	3.7	3.7	3.7	3.7	3.7						
Net Yards Passing	308	214	382	337	337	337	337	337						
Times Sacked	3	2	0	4	4	4	4	4						
Yards Lost on Sacks	21	18	0	19	19	19	19	19						
Gross Yards Passing	329	232	382	356	356	356	356	356						
Pass Attempts	32	42	39	46	46	46	46	46						
Pass Completions	23	22	28	28	28	28	28	28						
Completion Pct	71.88%	52.38%	71.79%	60.87%	60.87%	60.87%	60.87%	60.87%						
Avg. Gain Per Pass	8.8	4.9	9.8	6.7	6.7	6.7	6.7	6.7						
Interceptions	0	1	1	1	1	1	1	1						
Fumbles / Fum. Lost	1-0	1-1	1-0	0-0	0-0	0-0	0-0	0-0						
Penalties	6	6	14	11	11	11	11	11						
Penalty Yards	50	45	135	100	100	100	100	100						
Punts	2	5	3	7	7	7	7	7						
Gross Punting Avg	43.5	50.2	45.3	46	46	46	46	46						
Touchbacks	0	1	1	2	2	2	2	2						
Inside20	1	2	2	3	3	3	3	3						
Punts Blocked	0	0	0	0	0	0	0	0						
Net Punting Average	34	44.2	35	32.6	32.6	32.6	32.6	32.6						
Punt Returns	2	3	2	1	1	1	1	1						
Punt Return Yards	18	34	19	0	0	0	0	0						
Punt Return Avg.	9	11.3	9.5	0	0	0	0	0						
Fair Catches	1	1	2	3	3	3	3	3						
Kickoff Returns	4	3	4	3	3	3	3	3						
Kickoff Return Yards	88	100	81	68	68	68	68	68						
Kickoff Return Avg.	22	33.3	20.3	22.7	22.7	22.7	22.7	22.7						
Time of Possession	27:34:00	25:39:00	28:57:00	33:03:00	33:03:00	33:03:00	33:03:00	33:03:00						

