



# BALTIMORE RAVENS PRESS RELEASE

UNDER ARMOUR PERFORMANCE CENTER | 1 WINNING DRIVE | OWINGS MILLS, MD 21117 | PH: 410-701-4000



## NFL WEEK 2: RAVENS (1-0) AT EAGLES (1-0)

SEPT. 16, 2012 • 1 P.M. ET • LINCOLN FINANCIAL FIELD (69,144)



### JUST THE FACTS

- The Baltimore Ravens play their first road game of the season when they travel to Philadelphia to face the Eagles this Sunday, Sept. 16, at Lincoln Financial Field at 1 p.m. The Ravens stopped the visiting Bengals, 44-13, last Monday night, while Philly won at Cleveland, 17-16.
- The Ravens exploded for 27 second-half points, including **S Ed Reed's** 34-yard interception for a touchdown in the victory over Cincinnati. Running most of the game from a no-huddle offense, **QB Joe Flacco** completed 21 of 29 passes for 299 yards, with touchdown throws to **WR Anquan Boldin** and **TE Dennis Pitta** (a team-leading 5 catches for 73 yards). **RB Ray Rice** ran for 2 TDs, finishing with 10 carries for 68 yards and 3 catches for 25 more. Baltimore sacked QB Andy Dalton 4 times, with 2 coming from **DT Haloti Ngata**.
- Baltimore, which went undefeated in the AFC North in 2011, is the only team in the division to win its season opener. (Pittsburgh dropped a 31-19 decision at Denver in last Sunday night's special.) Three teams from the Ravens' division earned the playoffs last season.
- Baltimore is the only team to earn the playoffs in each of the past four seasons. The Ravens have also won at least one postseason game each of those years, including 2011 when they advanced to the AFC Championship and lost a gut-wrenching 23-20 game at New England.
- Following their trip to Philadelphia, the Ravens will play back-to-back nationally-televised games when they host the Patriots on Sept. 23 on NBC and then the Browns at M&T Bank Stadium four days later on Thursday, Sept. 27, on the NFL Network.

### MEDIA/PRACTICE SCHEDULE

Wed. Sept. 12 . . . 3:30 p.m. Practice/Media Viewing  
 5:15 p.m. Coach Harbaugh/Key Players  
 5:15 p.m. Open Locker Room

Thurs. Sept. 13 . . . 12 p.m. Three Coordinators/Open Locker Room  
 2 p.m. Practice/Media Viewing

Fri. Sept. 14 . . . 11:15 a.m. Practice/Media Viewing  
 12:50 p.m. Coach Harbaugh/Open Locker Room

Sat. Sept. 15 . . . Team Walk-Through (No Media Availability)

### WEDNESDAY CONFERENCE CALLS

**Ravens:** LB Ray Lewis 12 p.m.; Head Coach John Harbaugh 12:15 p.m.  
**Eagles:** Head Coach Andy Reid at 12 p.m.; QB Michael Vick at 3:30 p.m.

### GAME'S BROADCAST CREWS

**Local Radio: WBAL Radio (1090 AM) / 98 Rock (97.9 FM)**  
 - Gerry Sandusky (play-by-play)  
 - Stan White (analyst) - Qadry Ismail (analyst)

**TV: CBS / WJZ (Ch. 13)**  
 - Greg Gumbel (play-by-play) - Dan Dierdorf (analyst)  
 - Bob Fishman (director) - Mark Wolff (producer)

### HARBS SAYS

"There is meaning when we say, 'A player plays like a Raven.' A lot of it is the type of player we bring here. We look for a certain personality. We look for players who love football and all that comes with it: the preparation, the lifting of weights, the physicality, the teamwork, the fast practices – all of that. We like players who get after it, who enjoy hanging with teammates. We love aggressive, fair-minded men. Players who play tough, but play with class. Players who lift their teammates to higher levels. That's what we're about. That's who we are."

### INJURY REPORT

**G/T Jah Reid** (calf) and **CB Asa Jackson** (illness) did not play against the Bengals Monday night. **S Ed Reed** (leg) is the only Raven who left the game and did not return. **OLB Terrell Suggs** (Achilles) and **WR/RS David Reed** (knee) are on the PUP list. The following players are on Injured Reserve: **RB Damien Berry** (neck/shoulder), **LB Ricky Brown** (head), **S Emanuel Cook** (leg), **OLB Michael McAdoo** (Achilles), **DT Ryan McBean** (ankle) and **WR Tommy Streater** (foot).

### NOTE THE QUOTE

#### CBS SPORTS' MIKE FREEMAN ON RAY LEWIS

"It would be foolish to say Lewis is the same as he was a decade ago, but it would be equally silly not to be impressed with what he's doing. The ability to play his position at such a high level all these years later after having long reached his status as the best middle linebacker of all time remains a remarkable feat. ... Maybe this defense will continue to be dominant because its still-quick leader continues to beat down running backs. And time."

### WHAT'S GOING ON?

#### ED REED SETS NFL RECORD



With his 34-yard interception for a touchdown in Monday's victory, **S Ed Reed** surpassed Rod Woodson for the most interception yards in NFL history. Reed has 58 INTs for 1,497 yards. (Including playoffs, he has 66 thefts for 1,693 yards.) Below are the all-time leaders:

#### CAREER INTERCEPTION YARDS LEADERS (NFL History)

Rk.	Player	G	INT	Yards	Avg.	Long	TD
1.	Ed Reed	145	58	1,497	25.8	107t	7
2.	Rod Woodson	238	71	1,483	20.9	98t	12
3.	Darren Sharper	205	63	1,412	22.4	99t	11

**Reed's Other Record:** On 11/23/08 vs. Philadelphia, Reed set an NFL record when he posted a 107-yard INT-TD. He had 2 picks totaling 150 yards during the Ravens' 36-7 win in Baltimore that day.

# 2012 TEAM INFORMATION

## SCHEDULE/RESULTS

Date	Opponent	Time/Result
Mon. Sept. 10	Cincinnati Bengals	W, 44-13
Sun. Sept. 16	at Philadelphia Eagles	1:00 p.m.
Sun. Sept. 23	New England Patriots	8:20 p.m. (NBC)
Thurs. Sept. 27	Cleveland Browns	8:20 p.m. (NFLN)
Sun. Oct. 7	at Kansas City Chiefs	1:00 p.m.
Sun. Oct. 14	Dallas Cowboys	1:00 p.m.
Sun. Oct. 21	at Houston Texans	1:00 p.m.
Sun. Nov. 4	at Cleveland Browns	1:00 p.m.
Sun. Nov. 11	Oakland Raiders	1:00 p.m.
Sun. Nov. 18*	at Pittsburgh Steelers	8:20 p.m. (NBC)
Sun. Nov. 25*	at San Diego Chargers	4:05 p.m.
Sun. Dec. 2*	Pittsburgh Steelers	4:15 p.m.
Sun. Dec. 9*	at Washington Redskins	1:00 p.m.
Sun. Dec. 16*	Denver Broncos	1:00 p.m.
Sun. Dec. 23*	New York Giants	1:00 p.m.
Sun. Dec. 30*	at Cincinnati Bengals	1:00 p.m.

All Times Eastern      \*Flexible Scheduling

## NOTE OF THE WEEK

The Ravens and Eagles each produced 19 plays of 10-or-more yards in their respective Week 1 matchups, ranking as the NFL's most on Kickoff Weekend. Here is the "big play" breakdown:

### BIG-PLAY PRODUCTION: PLAYS OF 10+ YARDS (2012 Season)

Rk. Team	10+ Plays	10+ TDs	10+ Passes	10+ Pass TDs	10+ Run Runs	10+ Run TDs
1. Baltimore	19	2	14	2	5	0
2. Philadelphia	19	1	13	1	6	0
3. Chicago	18	1	15	1	3	0

**Passes of 20+ Note:** The Ravens racked up six plays of 20-or-more yards against the Bengals last week, all through the air. **QB Joe Flacco** completed passing longs of 52 (**WR Torrey Smith**), 34t (**WR Anquan Boldin**) 25 (**WR Jacoby Jones**) and 25 (**TE Dennis Pitta**).

## LAST GAME: BAL. 44, CIN. 13

The Ravens started the season unveiling a no-huddle offense that propelled the team to an impressive 44-13 victory over the visiting Bengals on Sept. 10. **QB Joe Flacco** was superb, completing 21 of 29 passes for 299 yards with 2 touchdowns. Baltimore leaped out to a 10-0 first-quarter lead on a 46-yard **K Justin Tucker** field goal and a 7-yard **RB Ray Rice** TD run. A Flacco-to-**WR Anquan Boldin** 34-yard TD pass made the score 17-3 in the second quarter. Cincy made the score 17-10 at the half when RB BenJarvus Green-Ellis ran for a 6-yard TD on fourth-and-one. But the Ravens then exploded for 27 second-half points after the Bengals closed the gap to 17-13 on the first series of the third quarter (K Mike Nugent's 19-yard FG). Highlights included **S Ed Reed** returning a QB Andy Dalton interception 34 yards for a TD and Flacco's 10-yard TD toss to **TE Dennis Pitta**. Pitta's 5 catches for 73 yards were highs for the Ravens. Rice scored 2 TDs, rushing 10 times for 68 yards and adding 3 catches for 25 more. Tucker connected on 3 FGs (46, 40 and 39 yards) in his debut. Dalton was 22-of-37 for 221 yards, completing 8 passes for 86 yards to WR Andrew Hawkins. Dalton was sacked 4 times, however, twice by **DT Haloti Ngata**. Green-Ellis gained 91 yards on 18 carries.

## SPOTLIGHT: JAMEEL McCLAIN



**Pos:** LB **Ht:** 6-1 **Wt:** 245 **Exp. (NFL/Ravens):** 5/5  
**College:** Syracuse **Hometown:** Philadelphia, PA

**What will it be like playing in your hometown?** "It's a great opportunity, and it's somewhat of a dream to be able to play amongst my friends, my family, my peers, and all of the people that watched me grow up and become the man and the player that I am now."

**You boxed when you were younger. How would you compare boxing to life?** "Everything is a fight. Boxing is just you in that ring against the other person. In life, sometimes you have a support system, sometimes you have people that are coaching you up in that fight. But, in each and every one of them, you have to fight, you have to be able to hold your own, and that's what my life has taught me. That's what boxing has summed up."

**What is your most memorable fight?** "My most memorable fight was in the Silver Gloves, but it was before I got to the finals. Back in those days, that's when everybody was celebrating and doing all of that dancing when they won at the end. Brother Nazim Richards, he's very popular in Philadelphia ... I knocked a guy out, and I just walked out of the ring, and I remember him saying, 'That's how you are supposed to do it – not all of that dancing, just beat them and get out.' You knew you were supposed to do that."

**Who is your role model?** "My No. 1 role model is my uncle. I just like the way he represented himself as a man, as a father and as a husband. He just went to work every day, complained as little as he could. He stepped in and played a father figure for me when I had no father figure. The information that he gave me was valuable. They always say, 'No boy can become a man without a man's guidance,' and that's truly what he gave to me – a man's guidance. I had so many other people in my life, but what he gave me on how to be a man, that just made me who I am."

**What did you dream of becoming when you were young?** "When I was a little kid, I wanted to be Superman. When I got older, I just wanted to be better than what I had seen; that's all I wanted. For an occupation, I would want to be a motivational speaker. I would want to go on motivational speaking circuits and be able to inspire other people and tell them my story, talk about stories that I've heard and give them something to make them push a little bit more. I've had a lot of inspirations, and those people have touched me in a certain way, and I want to be able to touch others."

**What would be your message?** "Let's bring it back to boxing: 'The fight ain't over until it's over.'"

## NUMBERS TO RAVE ABOUT

**4**

Consecutive seasons the Ravens have clinched a playoff berth, the only team to earn the postseason each of the past four years. (Baltimore has also won a playoff game each of these seasons.)

**14**

A game-high total tackles (11 solo) by **LB Ray Lewis** vs. Cincinnati last week. Lewis added 1 sack and 1 FF, helping limit the Bengals to just 13 points (3 in the second half alone).

**50**

Total wins (including playoffs) by **QB Joe Flacco**, the most among all NFL starting QBs since he entered the league in 2008.

# QUOTH THE RAVENS

BALTIMORE



FOOTBALL

“Harbaugh’s greatest strengths as a coach are his attention to detail, motivation and focus, all of which are vital after an offseason like this one. Walk the halls of Ravens headquarters, and you’ll see one of Harbaugh’s favorite slogans throughout the building: W.I.N. (What’s Important Now). ‘You try to take care of business today, what’s important right now,’ Harbaugh said. ‘Today, let’s do our job, and then the future takes care of itself. That’s how it applies.’”

- **ESPN.com’s Jamison Hensley on John Harbaugh**

**Sports Illustrated.com’s Chris Burke on the Ravens’ 44-13 win over AFC North rival Cincinnati:**

“So what’s a scarier development for the Baltimore Ravens’ future opponents and their rivals in the AFC North: That Joe Flacco and Baltimore’s new no-huddle offense looked absolutely lethal in picking Cincinnati apart in Monday night’s 44-13 victory? Or that, in the second half with the game still in doubt, Baltimore was able to rely on its defense, even without Terrell Suggs, to absolutely slam the door and put the game away?”

**S Ed Reed on the 2012 Ravens, following Baltimore’s Week 1 win over Cincinnati:**

“It’s a team now. It’s a full team. It’s a very good team with a great offense and a great defense and great special teams. We just have to put it all together. It’s something this organization has been building toward for a long time.”

**Head coach John Harbaugh on how good QB Joe Flacco can be:**

“Scary good. That’s probably the word right there. I’ll go with that. We’ve always stood up here and we’ve always, all of our coaches, the organization, we know what we’ve got in this guy. He has won a lot of football games, and it’s easy for the pundits and prognosticators [to criticize], as my dad will say. That’s what you do; you try to figure out and write the stories. Joe Flacco is going to be a great player. Joe Flacco is a great player. Joe Flacco has been a great player.”

**LB Ray Lewis on if he is surprised S Ed Reed passed Hall of Famer Rod Woodson’s interception return yards record:**

“No. Like I said, for me personally, because I’m close friends with both of those guys, I’ve witnessed it on both sides. To see Rod Woodson pick them off and run, and now I’m running behind Ed when he picks them off, I just think it’s poetry. It’s poetry to see those guys do what they do.”

**RB Ray Rice on having a balanced offensive attack:**

“It’s great to see this offense evolving with the changes that are happening in the NFL. This is a pass-friendly league now, but we still do have some running backs in the league, including myself. We can evolve with the change, which means that’s catching the ball, running the ball and pass protection. That’s what the running back position is now. The faster you can evolve with the change, the longer you’re going to last in the NFL.”

**NFL Network and FOX analyst Brian Billick on John Harbaugh:**

“John has been brilliant. Part of it is because he came into a team that was – I don’t want to sound self-serving – but was pretty good, and a good, sound organization. It’s the same reason whether it be a Bill Belichick or now Tom Coughlin, a Mike McCarthy. Once you have a certain level of success, it’s kind of assumed so you don’t give them credit for continuing to have that success. But John’s been brilliant in what he has done in Baltimore and has them on the cusp. They’re going to be there again [this] year.”

**NFL.com’s Gregg Rosenthal on the Ravens’ drafting success:**

“If the NFL was a fantasy football league, the Baltimore Ravens are that guy who always makes the rest of the room say, ‘Nice pick.’ The Ravens take value. Year after year, they see a blue-chip talent fall for some bogus reason or another. And then they snap them up, coach them up and make them into Pro Bowlers.”

**ESPN.com’s Bill Williamson on the Ravens organization:**

“The Ravens get it. They have one of the best front offices in the NFL and prove it year after year. There is no reason to think this will change any time soon.”

**CBS analyst Ian Eagle on TEs Dennis Pitta and Ed Dickson:**

“From what I’ve seen of Dennis Pitta, he has a chance to be a star. And with the way the NFL is headed, the combination of Pitta and Dickson could be lethal.”

**ESPN analyst and former Colts president Bill Polian on new Ravens QBs coach Jim Caldwell and QB Joe Flacco:**

“[Caldwell] is a tremendous support mechanism, a sounding board, a guy who knows the position, knows the demands of the position and can help Joe through the rough spots. They’re both in it together, and Jim is a great support for any quarterback. I’m a big Jim Caldwell fan, and he will be of immense value to Joe.”

**The Sporting News’ Vinnie Iyer on Ravens G Marshal Yanda:**

“He plays right guard like a tackle, a position he also has experience playing. Smooth and smart, Yanda brings good fundamentals in using his feet and hands to technically get the better of his defensive assignments. At 6-3, 315 pounds, he doesn’t necessarily blow away opponents with his size, but he knows how to consistently outwork them.”



# NOTES / OPPONENT INFO

## 2012 NFL RANKINGS

Category	--RAVENS--		--EAGLES--	
	Stats	Rank	Stats	Rank
Total Defense	322.0	13	210.0	1
Rush Defense	129.0	24	99.0	17
Pass Defense	193.0	7	111.0	1
Points Allowed Per Game	13.0	3t	16.0	6t
3rd-Down Def. %	26.7	8t	15.4	1
Total Offense	430.0	4	456.0	2
Rush Offense	122.0	11	150.0	6
Pass Offense	308.0	5	306.0	6
Points Scored Per Game	44.0	2	17.0	23t
3rd-Down Off. %	33.3	17t	42.1	11
Turnover Ratio	+2	7t	-1	21t

## SERIES HISTORY

- The Ravens-Eagles regular season series is tied, 1-1-1.

Date	Location	Result	Attendance
11/16/97	Baltimore	Tie, 10-10	63,546
10/31/04	Philadelphia	Eagles, 15-10	67,715
11/23/08	Baltimore	Ravens, 36-7	71,379

## STRONG VS. NFC

Dating back to the 2008 campaign, when head coach John Harbaugh took over in Baltimore, the Ravens have posted an 11-5 record (.688) vs. the NFC, tied for the third-best mark among AFC teams against the "other conference" during that span.

### AFC'S BEST RECORDS VS. THE NFC (Since 2008)

Rk.	Team	Record	Pct.
1.	New England Patriots	14-2	.875
2.	Tennessee Titans	13-3	.813
3.	Baltimore Ravens	11-5	.688
	Pittsburgh Steelers	11-5	.688

## 2012 AFC NORTH STANDINGS

Teams	W	L	T	Home	Road	Div.	Con.	PF	PA	Streak
Baltimore	1	0	0	1-0	0-0	1-0	1-0	44	13	Won 1
Cincinnati	0	1	0	0-0	0-1	0-1	0-1	13	44	Lost 1
Cleveland	0	1	0	0-1	0-0	0-0	0-0	16	17	Lost 1
Pittsburgh	0	1	0	0-0	0-1	0-0	0-1	19	31	Lost 1

## WEEK 2 QUICK HITS

- The Ravens aim to go 2-0 under John Harbaugh (since 2008) for the third time during his tenure (2008 and 2009).
- The Ravens are 36-25-1 against teams from the NFC. The Ravens are 10-4-1 against NFC East foes, including 3-1 under Harbaugh.
- Baltimore has won six of its last seven games against the NFC.
- Baltimore is 17-15 on the road during the Harbaugh Era (since 2008), posting a 4-4 mark in 2011.

## 2012 TALE OF THE TAPE

Category	Ravens	Eagles
Record	1-0	1-0
Current Streak	Won 1	Won 1
Points Scored	44	17
TDs Scored	5	2
Rushing TDs Scored	2	0
Passing TDs Scored	2	2
TDs on Returns	1	0
Points Against	13	16
TDs Allowed	1	1
Rushing TDs Allowed	1	0
Passing TDs Allowed	0	0
TDs Allowed by Return	0	1
Time of Possession Avg.	27:34	35:58
Red Zone TD Pct. For	100.0% (1t)	100.0% (1t)
Red Zone TD Pct. Against	33.3% (8t)	0.0% (1t)
KOR Avg. For	22.0	21.3
KOR Avg. Against	21.3	24.5
PR Avg. For	9.0	6.0
PR Avg. Against	9.5	13.0
Sacks	4	2
Sacks Allowed	3	2
Interceptions	1	4
Interceptions Thrown	0	4
Penalties	6	12
Penalty Yards	50	110

## EAGLES SNAPSHOT

**Overview:** The Eagles began the 2011 campaign 4-8 and then won their final four contests to finish 8-8, tied for second in the NFC East. To kick off the season last week, the Eagles edged Cleveland, 17-16, after a **QB Michael Vick-to-TE Clay Harbor** 6-yard TD strike with just over 1 minute remaining in the game. Following Week 2, Philadelphia travels to Arizona (9/23), hosts the New York Giants (9/30) and then travels to Pittsburgh (10/7) for the third of four AFC North showdowns.

**Andy Reid:** Reid embarks on his 14th season at the helm in Philadelphia, making him the NFL's longest-tenured head coach. Since taking the reins in 1999, Reid has led the Eagles to 137 wins (including postseason), 10 playoff victories, six division titles and five NFC Championship appearances. He has earned NFL Coach of the Year honors three times. Reid's win total and winning percentage (.610) are both franchise records.

**Offense:** Following Week 1, the Eagles rank second in total offense (456.0 ypg), including sixth in both passing (306.0 ypg) and rushing (150.0 ypg). **QB Michael Vick** completed 29 of 56 passes for 317 yards and 2 TDs last week, but also threw 4 INTs. **WR Jeremy Maclin** had a team-high 7 receptions for 96 yards and 1 score, while **RB LeSean McCoy** finished with 110 rushing yards on 20 carries (5.5 avg.).

**Defense:** Following its opener, Philadelphia leads the league in total defense (210.0 ypg), including first against the pass (111.0 ypg) and 17th in run stop (99.0 ypg). The Eagles tie for a league-high 4 INTs, including 2 each from **FS Kurt Coleman** and **CB Dominique Rodgers-Cromartie**. **DE Jason Babin**, who finished third in the NFL in sacks last season (18), recorded his first QB drop of the year at Cleveland. The Eagles held Browns rookie QB Brandon Weeden to 12-of-35 passing for 118 yards, 4 INTs and a 5.1 rating.

# NOTES / OPPONENT INFO

## STANDOUTS VS. EAGLES

### WR ANQUAN BOLDIN

G	Rec.	Yds	Avg.	LG	TDs	1st	25+
2	14	144	10.3	27	1	7	1

• Boldin reeled in 9 catches for 81 yards and 1 TD, playing for the Cardinals in their 2005 win vs. Philly (12/24).

### QB JOE FLACCO

Record	Att.	Cmp.	Pct.	Yds	TDs	INT	Rate
1-0	26	12	46.3	183	2	0	95.5

• In his rookie season (2008), Flacco helped lead the Ravens to a 36-7 win on 11/23 at M&T Bank Stadium.

### LB RAY LEWIS

G	TT	Solo	AS	INT	TD	FF	FR	Sk-Yds	PD
3	33	21	12	0-0	0	0	0	0-0	1

• In Lewis' first two games against the Eagles (1997, 2004), he posted double-digit tackle figures for a combined 26 of his 33 career stops vs. Philly.

### S ED REED

G	TT	Solo	AS	INT	TD	FF	FR	Sk-Yds	PD
2	7	7	0	2-150	1	0	0	1-13	2

• Reed returned an NFL-record 107-yard INT for a TD during the Ravens' 36-7 victory at home in 2008 (11/23).

• Reed also had another pick returned for 43 yards that day, producing 150 total return yards, the sixth-most single-game INT return yards in NFL history.

• Of Reed's 58 career INTs, 15 have come against NFC foes. He's produced 305 INT return yards on those thefts (20.5 avg.).

## CHALLENGING SLATE

The Ravens are slated to play the NFL's fourth-toughest schedule in 2012, based on 2011 opponent win/loss records. Baltimore plays an NFL-high (tied, Cle.) eight games vs. teams that made the 2011 playoffs, and that slate includes facing numerous Pro Bowl QBs.

### NFL STRENGTH OF SCHEDULE (2012 Season)

Rk. Team	Opponent 2011 Win%	Games vs. Teams .500 or Better	Games vs. 2011 Playoff Teams
1. NY Giants	.547	11	7
2. Denver	.543	11	7
3. Cleveland	.527	12	8
4. Baltimore	.523	12	8
St. Louis	.523	9	5

### Packed with Pro Bowl QBs:

• The Ravens' schedule has them facing a Pro Bowl QB in 13 of their 16 games this season: Tom Brady, Matt Cassel, Andy Dalton (twice), Eli Manning, Peyton Manning, Carson Palmer, Philip Rivers, Ben Roethlisberger (twice), Tony Romo, Matt Schaub and Michael Vick.

• Of those players, four are Super Bowl-winning QBs (Brady, E. Manning, P. Manning and Roethlisberger).

## KEY CONNECTIONS

### Pro Connections

• Ravens head coach **John Harbaugh** served on the Eagles' coaching staff from 1998-2007 – coaching the special teams from 1998-2006 and the secondary in 2007 – while strength and conditioning coach **Bob Rogucki** spent two seasons (2006-07) in the same position with the Eagles.

• Ravens RBs coach **Wilbert Montgomery** holds Philadelphia franchise records for career rushing yards (6,538) and attempts (1,465), the single-season rushing record (1,512 in 1979) and is also second on the team's all-time rushing TDs list (45), all set during his eight-year career with the club from 1977-84. Montgomery was elected into the Eagles Honor Roll in 1987 and was also elected into the Philadelphia Sports Hall of Fame in November 2011.

• Eagles LBs coach **Mike Caldwell** played LB for the Browns from 1993-95 and made the move with the team to Baltimore in 1996.

• Ravens **G Bobbie Williams** was originally selected by the Eagles in the second round (61st overall) of the 2000 NFL Draft. He spent the first four years of his career in Philly, seeing action in 33 games.

• Ravens **S Sean Considine** was selected by the Eagles in the fourth round (102nd overall) of the 2005 NFL Draft and played for Philadelphia from 2005-08, recording a career-high 107 tackles (66 solo) in 2006.

### High School/Hometown Connections

• Ravens owner **Steve Bisciotti** was born in Philadelphia before moving to Baltimore as a child.

• Ravens **LB Jameel McClain** and director of player programs **Harry Swayne** both hail from Philadelphia. Swayne attended Cardinal Dougherty HS and McClain went to George Washington HS. Ravens **QB Joe Flacco** is from Audubon, NJ, just outside Philadelphia.

• Five Ravens attended high school in Pennsylvania: Secondary coach **Teryl Austin** – Sharon, team president **Dick Cass** – Mercersburg Academy (Mercersburg), **G/C Gino Gradkowski** – Seton-La Salle (Pittsburgh), WRs coach **Jim Hostler** – Bethel Park and **RB Bernard Pierce** – Glen Mills.

• Ravens rookie **K Justin Tucker** and Eagles rookie **QB Nick Foles** played alongside each other at Westlake (Austin, TX) HS.

### College Connections

• Ravens **QB Tyrod Taylor** (2007-10) and Eagles **QB Michael Vick** (1999-2000) are two of Virginia Tech's all-time standout players. After just two years with the Hokies, Vick was tabbed the No. 1-overall selection in the 2001 NFL Draft, while Taylor recently became the school's all-time passer his senior season (2010), throwing for 7,017 career yards.

• Ravens **RB Bernard Pierce** (2009-11) played on the opposite side of the ball of Eagles **S Jaiquawn Jarrett** (2007-10) at the University of Temple in Philadelphia. Pierce scored a school-record 53 rushing TDs (and 54 total TDs) during his career.

• Ravens rookie **DE DeAngelo Tyson** (2008-11) and Eagles rookie **CB Brandon Boykin** (2008-11) played for the Georgia defense. Tyson finished his senior season with 20 tackles, including 3.5 TFL and 11 QBHs, while Boykin posted 55 tackles, 3 INTs and 2 FFs.

# RAVENS WINNING WAYS

## RAVENS IN JOHN HARBAUGH ERA (SINCE 2008)



### PLAYOFF BERTHS

1. Baltimore Ravens . . . . . 4
2. Atlanta, Green Bay . . . . . 3
- Indianapolis, New England . . . 3
- New Orleans, Philadelphia . . . 3
- Pittsburgh . . . . . 3

### PLAYOFF WINS

1. Baltimore Ravens . . . . . 5
- Pittsburgh Steelers . . . . . 5
- Arizona, Green Bay . . . . . 4
- New Orleans, NYG, NYJ . . . 4

### TOTAL WINS

1. New England Patriots . . . 51
2. Baltimore Ravens . . . . . 50
- Pittsburgh Steelers . . . . . 50
4. New Orleans Saints . . . . 49
5. Green Bay Packers . . . . . 46

### PLAYOFF GAMES

1. Baltimore Ravens . . . . . 9
2. Pittsburgh Steelers . . . . . 7
3. Arizona, Green Bay . . . . . 6
- New Orleans, NY Jets . . . . . 6

### CONF. TITLE GAMES

1. Baltimore Ravens . . . . . 2
- New York Jets . . . . . 2
- Pittsburgh Steelers . . . . . 2
4. Indianapolis Colts . . . . . 1
- New England Patriots . . . . 1

### PLAYOFF ROAD WINS

1. Baltimore Ravens . . . . . 4
- New York Jets . . . . . 4
3. Green Bay Packers . . . . . 3
4. New York Giants . . . . . 2
- Philadelphia Eagles . . . . . 2

### REG. SEASON WIN %

1. New England Patriots . . .754
2. Baltimore Ravens . . . . .692
- New Orleans Saints . . . .692
- Pittsburgh Steelers . . . .692
5. Atlanta Falcons . . . . .677

### REG. SEASON WINS

1. New England Patriots . . . 49
2. Baltimore Ravens . . . . . 45
- New Orleans Saints . . . . 45
- Pittsburgh Steelers . . . . 45
5. Atlanta Falcons . . . . . 44

## WINNINGEST FRANCHISES SINCE 2000

### WINNING SEASONS

1. New England Patriots . . 11
2. Indianapolis Colts . . . . . 10
3. Baltimore Ravens . . . . . 9
- Green Bay, Philadelphia . . 9
- Pittsburgh . . . . . 9

### PLAYOFF BERTHS

1. Indianapolis Colts . . . . . 10
2. New England Patriots . . . 9
- Philadelphia Eagles . . . . . 9
3. Baltimore Ravens . . . . . 8
- Green Bay, Pittsburgh . . . 8

### PLAYOFF GAMES

1. New England Patriots . . 22
2. Philadelphia Eagles . . . 19
3. Indianapolis Colts . . . . . 18
- Pittsburgh Steelers . . . . . 18
5. Baltimore Ravens . . . . . 17

### PLAYOFF WINS

1. New England Patriots . . 16
2. Pittsburgh Steelers . . . . 12
3. Baltimore Ravens . . . . . 10
- New York Giants . . . . . 10
- Philadelphia Eagles . . . . 10

### REG. SEASON WIN %

1. New England Patriots . . .725
2. Pittsburgh Steelers . . . .661
3. Indianapolis Colts . . . .658
4. Philadelphia Eagles . . .635
5. Green Bay Packers . . .622
6. Baltimore Ravens . . . .606

### REG. SEASON WINS

1. New England Patriots . . 140
2. Indianapolis Colts . . . . 127
- Pittsburgh Steelers . . . . 127
4. Philadelphia Eagles . . 122
5. Green Bay Packers . . . 120
6. Baltimore Ravens . . . . 117

### SUPER BOWL WINS

1. New England Patriots . . . 3
2. New York Giants . . . . . 2
- Pittsburgh Steelers . . . . . 2
4. Baltimore Ravens . . . . . 1
- Green Bay, Indianapolis . . 1
- New Orleans, Tampa Bay . . 1

### CONF. TITLE GAMES

1. New England Patriots . . . 6
2. Philadelphia Eagles . . . . 5
- Pittsburgh Steelers . . . . . 5
4. Baltimore Ravens . . . . . 3
- Indianapolis Colts . . . . . 3
- New York Giants . . . . . 3



# COACH HARBAUGH NOTES

## COACH HARBS



In his fifth year as head coach, **John Harbaugh** has led Baltimore to a playoff berth in each of his first four seasons (marking a franchise first with four-consecutive postseason berths). **"Harbs" is the only head coach in NFL history to win a playoff game in each of his first four seasons.** He has led the Ravens to 45 regular season wins during this span, tying for second in the NFL, and he has guided the Ravens to two AFC Championship games (2008 & 2011). Harbs owns a 5-4 playoff record.

### HEAD COACH SNAPSHOT

#### Four Seasons (2008-11)

- Reg. Season Record . . . . .45-20
- at Home . . . . .28-5
- on Road . . . . .17-15
- vs. AFC . . . . .34-15
- vs. AFC North . . . . .18-7
- vs. NFC . . . . .11-5
- Playoffs Record . . . . .5-4
- Home Playoff Games . . . . .1-0
- Road Playoff Games . . . . .4-4

In his 2008 rookie campaign, the Ravens advanced to the AFC Championship game after winning at Miami (27-9) and at top-seeded Tennessee, 13-10. Pittsburgh, the eventual Super Bowl champion, stopped the Ravens, 23-14, in the AFC title matchup. In 2009, Baltimore dominated at New England, 33-14, in the Wild Card game before dropping a 20-3 contest at Super

Bowl-bound Indianapolis in the Divisional Round. After earning a 12-4 mark in 2010, the Ravens topped Kansas City (30-7) in the Wild Card playoff, becoming the only team to win at least one playoff game in each of the last three seasons. The Ravens then dropped a 31-24 Divisional Round contest at Pittsburgh, which advanced to the Super Bowl.

### During the Harbaugh Era (since 2008)...

- Baltimore is the only NFL team to advance to the playoffs each of the last four years and the only team to have won at least one playoff game in each of those postseasons.
- The Ravens own a 45-20 regular season record. Including playoffs (5-4), they are 50-24 in the Harbaugh Era, tying for second in the NFL in total wins since his Baltimore arrival.

### NFL WINS / INCLUDING PLAYOFFS (Since Coach Harbaugh's Arrival in 2008)

Rk.	Team	Total Wins
1.	New England Patriots	51
2.	Baltimore Ravens	50
	Pittsburgh Steelers	50
4.	New Orleans Saints	49

## NABBING FOUR STRAIGHT

In 2011, the Ravens clinched their fourth-consecutive postseason berth. In doing so, head coach **John Harbaugh** became just the fourth coach in NFL history (since 1970 merger) to guide his team to the playoffs in each of his first four seasons.

### COACHES TO MAKE PLAYOFFS IN EACH OF FIRST FOUR SEASONS (Since 1970 Merger)

Coach (Team)	Seasons	Combined Reg. Season Record	Combined Playoff Rec.
John Harbaugh (Bal.)	2008-11	44-20	5-4
Bill Cowher (Pit.)	1992-95	43-21	3-4
John Robinson (LAR)	1983-86	40-24	2-4
Chuck Knox (LAR)	1973-76	44-11	3-4

## TOPS AMONG ACTIVE COACHES

Among active head coaches with at least two full seasons of tenure, **John Harbaugh** owns the league's best regular season winning percentage, compiling a 45-20 record (.692) in four-plus years.

### ACTIVE HEAD COACH WINNING PERCENTAGE (Min. Two Full Seasons)

Rk.	Coach	Team	Years	Record	Pct.
1.	John Harbaugh	Baltimore	2008-12	45-20	.692
2.	Mike Tomlin	Pittsburgh	2007-12	55-26	.679
3.	Mike Smith	Atlanta	2008-12	44-21	.677
4.	Mike McCarthy	Green Bay	2006-12	63-34	.649
5.	Sean Payton	New Orleans	2006-11	62-34	.646

## PLAYOFF MILESTONES

**John Harbaugh** is tied for the second-most playoff victories by a head coach in his first four seasons (since the 1970 merger).

### MOST PLAYOFF WINS BY A HEAD COACH / FIRST FOUR SEASONS (Since 1970 Merger)

Coach (Team)	Playoff Wins	Seasons
Joe Gibbs (Was.)	6	1981-84
John Harbaugh (Bal.)	5	2008-11
Brian Billick (Bal.)	5	1999-2002
Tom Flores (Oak.)	5	1979-82
John Fox (Car.)	5	2002-05
Bill Parcells (NYG)	5	1983-86
George Seifert (SF)	5	1989-92
Barry Switzer (Dal.)	5	1994-97
Mike Tomlin (Pit.)	5	2007-10

## COACHING RECORDS

**John Harbaugh** is the third head coach in Ravens history, producing a 45-20 record (5-4 playoffs) in four-plus seasons.

Coach	Seasons	Regular Season Record	Playoffs Record
John Harbaugh	2008-12	45-20	5-4
Brian Billick	1999-2007	80-64	5-3
Ted Marchibroda	1996-98	16-31-1	n/a

### JOHN HARBAUGH SEASON-BY-SEASON

Year	Record	Playoffs (Final Result)
2012	1-0	n/a
2011	12-4	1-1 (lost in AFC Champ.)
2010	12-4	1-1 (lost in Divisional)
2009	9-7	1-1 (lost in Divisional)
2008	11-5	2-1 (lost in AFC Champ.)

## HARBAUGH TIMELINE

Team	Position	Years
Baltimore Ravens	Head Coach	2008-12
Philadelphia Eagles	Secondary	2007
Philadelphia Eagles	Special Teams Coord.	1998-2006
Indiana University	DBs/Special Teams Coord.	1997
University of Cincinnati	Assistant Head Coach	1995-96
University of Cincinnati	TEs/OLBs/RBs/Rec. Coord.	1989-94
Morehead State	DBs/Special Teams Coord.	1988
University of Pittsburgh	Tight Ends	1987
Western Michigan	Graduate Assistant	1984-86

# COORDINATORS NOTES

## CAM'S ATTACK



Now in his fifth season as the Ravens' offensive coordinator, **Cam Cameron's** impact has been significant. In 2011, **QB Joe Flacco** produced his third-straight 3,500-yard/20-touchdown passing season, while RB Ray Rice led the NFL with 2,068 yards from scrimmage. In 2009, the Ravens were the NFL's ninth best in scoring (24.4 ppg), up from 24th in 2007, while setting team records for most total TDs (47) and most rushing TDs (22). In his first season in Baltimore (2008), Cameron built a creative offense that ranked fourth in the NFL in rushing (148.5 ypg), first in time of possession (33:10) and 11th in points per game (24.1 ppg).

Cameron brought his unique offensive mind to Baltimore after one year as the Miami Dolphins' head coach. His successful stints with the NFL's Chargers and Redskins and the NCAA's Indiana Hoosiers and Michigan Wolverines have been celebrated.

### Under Cameron's guidance in five seasons (2008-12)...

- The Ravens have rushed for 131.2 yards per game, fourth most in the NFL. Baltimore also has 70 rushing TDs, tying for third most.
- Baltimore has committed only 87 turnovers during this span, the NFL's fourth fewest. (Ravens set a team record with just 20 giveaways in 2010 and posted a +2 turnover ratio in 2011.)
- The Ravens' 23.9 points per game during this span ranks eighth.

## PRODUCTION UNDER CAM

The Ravens' "O" has been consistently effective since **Cam Cameron** took the reins in 2008. Over the past four full seasons, Baltimore has ranked in the top half of the NFL in scoring each year, while in 2009, the Ravens posted the second-most yards in team history.

### RAVENS OFFENSIVE RANKINGS UNDER CAMERON

Year	YPG	Rk.	PPG	Rk.
2012	430.4	4	44.0	2
2011	338.7	15	23.6	12
2010	322.9	22	22.3	16
2009	351.2	13	24.4	9
2008	324.0	18	24.1	11

## CAM QUICK HITS

- In each of the past three full seasons (2009-11), **QB Joe Flacco** and GB's Aaron Rodgers are the only NFL QBs to throw for at least 3,600 yards and 20 TDs while posting 12 INTs or less.
- Baltimore's "O" posted a franchise-record 553 yards in 2011's Week 3 win at STL (9/25). The Ravens' top 4 all-time single-game outputs have come during the **John Harbaugh/Cam Cameron** Era.
- During his time as coordinator, Baltimore has posted at least 30 points on 23 different occasions (including 44 in 2012's Week 1 win over Cincy) and owns a 22-1 record in those games.
- Under Cameron, the Ravens have totaled at least 400 yards in a game 14 times, producing a 13-1 mark in those contests.
- The Ravens have piled up at least 375 total net yards 18 times since 2008, producing a 17-1 record in those games.
- The Ravens have rushed for at least 190 yards 11 times under Cameron, earning an 11-0 record. Baltimore is also 29-2 when rushing for at least 125 yards in a game, including 6-0 in 2011.

## PEES PROMOTED



**Dean Pees**, a nine-year NFL-coaching veteran, was promoted to defensive coordinator on Jan. 27 after guiding the Ravens' LBs for two seasons. He is the sixth "D" coordinator in franchise history. Pees, who was New England's "D" coordinator from 2006-09, now leads the vaunted Baltimore unit, which has finished as the NFL's third-best scoring defense four-consecutive years (16.6 ppg in 2011). The four-straight years ties an NFL record for consecutive seasons of being in the Top 3 for points allowed.

### Pees leads a unit that during the John Harbaugh Era (2008-12)...

- Has allowed the NFL's second-fewest points (16.2) and the second-fewest net yards (292.8) per game during this span.

### POINTS PER GAME ALLOWED (Since 2008)

1. Pittsburgh . . . . . 16.0
2. Baltimore . . . . . 16.2
3. SF/NO . . . . . 19.4

### TOTAL NET YARDS ALLOWED (Since 2008)

1. Pittsburgh . . . . . 273.7
2. Baltimore . . . . . 292.8
3. NY Jets . . . . . 297.8

### OPPONENT PASSER RATING (Since 2008)

1. Baltimore . . . . . 69.6
2. Green Bay . . . . . 73.2
3. Pittsburgh . . . . . 73.6

### INTERCEPTIONS (Since 2008)

1. Green Bay . . . . . 107
2. Baltimore . . . . . 83
3. Philadelphia . . . . . 82

### TOUCHDOWNS ALLOWED (Since 2008)

1. Baltimore . . . . . 107
- Pittsburgh . . . . . 107
3. San Francisco . . . . . 130

### RUSHING YARDS ALLOWED (Since 2008)

1. Pittsburgh . . . . . 83.3
2. Baltimore . . . . . 90.9
3. Minnesota . . . . . 93.6

### PASSING YARDS ALLOWED (Since 2008)

1. Pittsburgh . . . . . 190.4
2. NY Jets . . . . . 197.4
3. Baltimore . . . . . 201.9

### INTERCEPTION TDs (Since 2008)

1. Green Bay . . . . . 16
2. Baltimore . . . . . 12
3. Buffalo/Tampa Bay . . 11

## BRINGING THE HEAT

The Ravens' 2011 No. 3-ranked defense posted the NFL's third-most sacks (48). Baltimore also boasted an NFL-best 21 FFs and 111 passes defended last season.

### SACKS (2011 Season)

1. Minnesota . . . . . 50
- Philadelphia . . . . . 50
3. Bal./NYG . . . . . 48

### PASSES DEFENSED (2011 Season)

1. Baltimore . . . . . 111
2. San Francisco . . . . . 105
3. Green Bay . . . . . 102

### FORCED FUMBLES (2011 Season)

1. Baltimore . . . . . 21
2. Minnesota . . . . . 18
- San Francisco . . . . . 18

## "D" COORD. BREAKDOWN

Four "D" coordinators in Ravens history have gone on to become NFL head coaches: Marvin Lewis (1996-2001), Mike Nolan (2002-04), Rex Ryan (2005-08) and Chuck Pagano (2011). Former Jaguars head coach Jack Del Rio was the Ravens' LBs coach from 1999-2001, while Atlanta's Mike Smith also coached on the "D" from 1999-2002.

### RAVENS DEFENSIVE COORDINATOR BREAKDOWN

D Coord. (Years)	G	Avg. PPG	Net YPG	Rush YPG	Pass YPG
Dean Pees (2012)	1	13.0	322.0	129.0	193.0
Chuck Pagano (2011)	16	16.6	288.9	92.6	196.3
Greg Mattison (2009-10)	32	16.6	309.7	93.6	216.1
Rex Ryan (2005-08)	64	17.6	277.8	84.0	193.8
Mike Nolan (2002-04)	48	18.8	302.0	103.7	198.3
Marvin Lewis (1996-2001)	96	19.0	304.0	93.0	211.0



# OZZIE NEWSOME / PERSONNEL NOTES

## WIZARD OF OZ



Ozzie Newsome's legacy is unlike any the game has seen. Known throughout all of sports as a premier leader, Newsome is a Hall of Fame player, the architect of Baltimore's Super Bowl XXXV championship team and an elite personnel evaluator who became the NFL's first African American general manager.

"Ozzie's credibility is what stands out the most," head coach John Harbaugh states. "And it's not just about what he has accomplished. To me, it's his commitment and focus while striving to do more."

### OZZIE NEWSOME CAREER SNAPSHOT

- NFL's first African American General Manager (promoted in 2002)
- Architect of Ravens 2000 Super Bowl XXXV Championship Team
- NFL Executive of the Year (2000)
- Pro Football Hall of Fame (class of 1999)
- State of Alabama Hall of Fame (class of 1995)
- National Football Foundation College Hall of Fame and NCAA Hall of Fame (class of 1994)
- 13-Year NFL Tight End with Cleveland Browns (1978-90)
- Three-Time Pro Bowler (1981, 1984-85)
- Four-Time Cleveland Touchdown Club Offensive Player of the Year
- Current Member of Three Major NFL Policy-Making Committees: Competition, Diversity and Player Care Foundation Committees

## FIRST-ROUND FINDS

Since moving to Baltimore in 1996, the Ravens, led by GM **Ozzie Newsome**, have had 17 drafts and selected 17 players in the first round. These picks have earned an amazing 51 combined Pro Bowls and several All-Rookie honors:

### RAVENS FIRST-ROUND DRAFT PICKS

Year	Name	Pick	Pro Bowls
1996	T Jonathan Ogden*	4	11
1996	LB Ray Lewis*++	26	13
1997	LB Peter Boulware*	4	4
1998	CB Duane Starks*	10	
1999	CB Chris McAlister*	10	3
2000	RB Jamal Lewis*	5	1
2000	WR Travis Taylor	10	
2001	TE Todd Heap*	31	2
2002	S Ed Reed*+	24	8
2003	OLB Terrell Suggs*+	10	5
2003	QB Kyle Boller	19	
2005	WR Mark Clayton*	22	
2006	DT Haloti Ngata*	12	3
2007	G Ben Grubbs*	29	1
2008	QB Joe Flacco^	18	
2009	T Michael Oher*	23	
2011	CB Jimmy Smith	27	

\* All-Rookie Team performer    ^ Diet Pepsi Rookie of the Year (NFL.com Fan Vote)  
+ NFL Defensive Player of the Year Awards

### Top 10 Quick Hit:

- Of the seven players chosen in the Top 10 by Baltimore, five have earned Pro Bowl status. Two of those players – Peter Boulware and Terrell Suggs – also earned Defensive Rookie of the Year honors.

### Late-Round Success Quick Hit:

- The Ravens have found gems late in the first round, including LB Ray Lewis (26th), TE Todd Heap (31st), S Ed Reed (24th), G Ben Grubbs (29th) and T Michael Oher (23rd).

## NEWSOME'S NFL TREE

GM **Ozzie Newsome** also fosters a working environment that breeds standout coaches. By bringing in individuals who embrace the "Raven way," Newsome aims to create a synergy that manufactures success among scouts, coaches and players. As a result, Baltimore has had many assistants move on to become head coaches on the collegiate and NFL levels.

### CURRENT HEAD COACHES ROOTED IN RAVENS ORGANIZATION

Head Coach (Team)	Last Position Held w/ Ravens (Years)
Kirk Ferentz (Iowa)	Asst. Head Coach/Offense (1996-98)
Marvin Lewis (Bengals)	Def. Coordinator (1996-2001)
Chuck Pagano (Colts)	Def. Coordinator (2008-11)
Rex Ryan (Jets)	Asst. Head Coach/Def. Coord. (1999-2008)
Jim Schwartz (Lions)	Quality Control/Defense (1996-98)
David Shaw (Stanford)	Wide Receivers (2002-05)
Mike Smith (Falcons)	Linebackers (1999-2002)
Ken Whisenhunt (Cardinals)	Tight Ends (1997-98)

### Coaches Quick Hit:

- Other former Ravens assistants who became head coaches include Jack Del Rio (Jacksonville), Pat Hill (Fresno State), Hue Jackson (Oakland), Eric Mangini (NY Jets and Cleveland), Mike Nolan and Mike Singletary (San Francisco) and Rick Neuheisel (UCLA).

## HOMEGROWN

The Ravens have had 29 different players earn Pro Bowl honors since the team's inception in 1996. Of those, 16 are homegrown players – 15 drafted and one signed as a rookie free agent:

### RAVENS HOMEGROWN PRO BOWLERS

Year Drafted (Rd.)	Name	Pro Bowls
1996 (1st)	LB Ray Lewis	13
1996 (1st)	T Jonathan Ogden	11
2002 (1st)	S Ed Reed	8
2003 (1st)	OLB Terrell Suggs	5
1997 (1st)	OLB Peter Boulware	4
1999 (1st)	CB Chris McAlister	3
2006 (1st)	DT Haloti Ngata	3
2001 (1st)	TE Todd Heap	2
1996 (5th)	WR/RS Jermaine Lewis	2
2007 (4th)	FB Le'Ron McClain	2
2008 (2nd)	RB Ray Rice	2
2000 (6th)	OLB Adalius Thomas	2
2007 (1st)	G Ben Grubbs	1
2000 (1st)	RB Jamal Lewis	1
2002 (RFA)	LB Bart Scott #	1
2007 (3rd)	G Marshal Yanda	1

# Undrafted rookie free agent

Bold indicates 2011 Pro Bowler

## PRO BOWLERS DRAFTED



### NFL Highs Since Ravens' Inception in 1996

Rk.	Team	Players
1.	New England Patriots	17
2.	Green Bay Packers	16
3.	<b>Baltimore Ravens</b>	<b>15</b>
	Pittsburgh Steelers	15
5.	Chicago Bears	14
	Philadelphia Eagles	14

# PERSONNEL / TEAM NOTES

## 2011 PRO BOWL HIGHS

The Ravens had eight players named to the Pro Bowl for their performances during the 2011 season, tying for second most in the NFL and most in the AFC (New England).

### MOST PRO BOWL HONOREES (2011 Season)

Rk.	Team	Pro Bowlers
1.	San Francisco	9
2.	Baltimore	8
	New England	8
4.	Green Bay	7
5.	Chicago	6
	Denver	6
	Pittsburgh	6

## 12 PRO BOWLERS

The Ravens have 12 Pro Bowlers on their 2012 roster, including eight who were awarded All-Star honors in 2011: **LB Ray Lewis** (13th), **S Ed Reed** (eighth), **OLB Terrell Suggs** (fifth), **DT Haloti Ngata** (third), **FB Vonta Leach** (second), **RB Ray Rice** (second), **ST Corey Graham** (first - Chi.) and **G Marshal Yanda** (first).

### PRO BOWLERS ON 2012 ROSTER (12)

ST Brendon Ayanbadejo (3)	<b>S Ed Reed (8)</b>
C Matt Birk (6)	<b>RB Ray Rice (2)</b>
WR Anquan Boldin (3)	<b>LB Terrell Suggs (5)</b>
<b>ST Corey Graham (1)*</b>	<b>G Marshal Yanda (1)</b>
<b>FB Vonta Leach (2)</b>	
<b>LB Ray Lewis (13)</b>	
T Bryant McKinnie (1)	<b>Bold:</b> 2011 Pro Bowler
<b>DT Haloti Ngata (3)</b>	<b>*</b> With Chicago in 2011

## NFL'S TOP 100

It can be argued that the 100 best NFL players, as voted by the players in 2011, doesn't really represent the best. Maybe coaches or scouts have a different list. Certainly, there are reporters who compiled rankings of their own. Still, it's special for the Ravens to post seven players overall (tied with Phi. and SF for the NFL's most) – including five standouts in the Top 25.

### THE NFL'S TOP 100 PLAYERS OF 2012 (NFL Players' Poll / NFL Network)

NFL Rank	Player	Position Ranking
9	DT Haloti Ngata	No. 1 defensive tackle
11	OLB Terrell Suggs	No. 2 linebacker
16	S Ed Reed	No. 1 safety
20	LB Ray Lewis	No. 3 linebacker
22	RB Ray Rice	No. 4 running back
45	FB Vonta Leach	No. 1 fullback
74	QB Joe Flacco	No. 11 quarterback

## NOTE THE NEWSOME QUOTE

"Three guarantees in life: Death, taxes and the Ravens ruling the draft. General manager Ozzie Newsome, [assistant general manager] Eric DeCosta and a great scouting department comprise a front office that always seems to be three steps ahead."

- FoxSports.com's Adam Schein, 2010

## WINNING WAYS

The Ravens are the only NFL team to win a playoff game in each of the past four full seasons – and the only NFL club to earn a postseason berth in each of those years (2008-11).



### MOST NFL PLAYOFF BERTHS / PAST FOUR SEASONS

Berths	Team
4	Baltimore Ravens
3	Atlanta, Green Bay, Indianapolis, New England, New Orleans, Philadelphia, Pittsburgh

- The Ravens' five playoff wins over the past four seasons tie Pittsburgh for most in the NFL. Four of the Ravens' victories have come on the road, tying the Jets for the NFL's most.

- All four of the Ravens' playoff losses over the past four seasons have come at the hands of the team that represented the AFC in the Super Bowl. One of those teams (2010 Steelers) captured the Super Bowl Championship.

- The Ravens have played an NFL-high 12 road playoff games since 2000. Baltimore's seven postseason road wins during this span are the most in the league.

## 20/20 CLUB

The Ravens' "20/20 Club" includes members of the team's personnel staff who started with the Ravens as young assistants and grew into evaluators with more input. The term "20/20" refers to hiring 20-year-olds for \$20,000. According to **Ozzie Newsome**: "The guys actually started when they were a little older than 20 and for more than \$20,000, but that's what we call them."

### RAVENS "20/20 CLUB" GRADUATES (Current Personnel Staff)

Name	Joined Ravens	Current Title
George Kokinis (Cle.)	1991	Senior Personnel Asst.
Eric DeCosta	1996	Assistant General Manager
Joe Hortiz	1998	Director of College Scouting
Chad Alexander	1999	Asst. Dir. of Pro Personnel
Joe Douglas	2000	National Scout
Mark Azevedo	2005	Area Scout Southeast
David Blackburn	2007	Area Scout

## ROSTER FAST FACTS

**Oldest Player:** LB Ray Lewis - 37 (5/15/75)

**Youngest Player:** S Christian Thompson - 22 (6/14/90)

**Most Ravens Seasons:** LB Ray Lewis - 17

**Most NFL Seasons:** LB Ray Lewis - 17

**Heaviest Player:** T Bryant McKinnie - 354 pounds

**Lightest Player:** K Justin Tucker - 180 pounds

**Tallest Player:** T Bryant McKinnie - 6'8"

**Shortest Player:** RB Ray Rice - 5'8"

**Consecutive Games Played as a Raven:** P Sam Koch - 97

**Consecutive Games Played in NFL:** C Matt Birk & P Sam Koch - 97

**Most Career NFL Games:** LB Ray Lewis - 223

**Most Playoff Games Played:** LB Ray Lewis - 17

**First-Round Picks (8):** QB Joe Flacco (Bal.), LB Ray Lewis (Bal.), T Bryant McKinnie (Min.), DT Haloti Ngata (Bal.), T Michael Oher (Bal.), S Ed Reed (Bal.), CB Jimmy Smith (Bal.) & LB Terrell Suggs (Bal.)

# TEAM NOTES / MILESTONES

## BALTIMORE'S IRONMEN

**P Sam Koch** currently owns the Ravens' active consecutive games played streak, seeing action in 97-straight contests, also having never missed a game in his career:

### RAVENS CONSECUTIVE GAMES PLAYED / CURRENT STREAKS

Rk.	Player	Games
1.	Sam Koch	97
2.	Joe Flacco	65
	Jameel McClain	65

### RAVENS CONSECUTIVE GAMES PLAYED / ALL-TIME STREAKS

Rk.	Player	Games	Years
1.	Jarret Johnson	129	2003-11
2.	Peter Boulware	111	1997-2003
3.	Matt Stover	110	2002-08
4.	Terrell Suggs	105	2003-09
5.	<b>Sam Koch</b>	<b>97</b>	<b>2006-present</b>
	Matt Stover	97	1996-2002

## MILESTONES IN REACH

### LB BRENDON AYANBADEJO

• He (173) needs 2 special teams stops to reach the 175-career mark.

### C MATT BIRK

• Birk (195) is five games shy of playing in 200 career games. He is just one start away from hitting 175 in his career.

### QB JOE FLACCO

• With another 300-yard passing game, Flacco will set the franchise's career record (currently tied with Vinny Testaverde with 8 career 300-yard games).

### LB RAY LEWIS

• Lewis needs 28 more INT return yards to pass Derrick Brooks (530) for the most all-time INT return yards by a LB. Lewis has 503 return yards on 31 INTs.

### DT HALOTI NGATA

• Ngata (19) is 1 sack shy of 20 for his career. He posted 2 in last week's win over Cincinnati.

### S ED REED

• Reed (58) needs 5 INTs to move past Dave Brown and Dick LeBeau for eighth most all time. Reed's 1,497 INT return yards already stand as an NFL record, which he set last week vs. Cincy.

• Reed is tied with Everson Wells (3) for the most seasons leading the league in INTs and can become the first player in NFL history to lead the league in INTs four times.

### RB RAY RICE

• With 5 more total TDs, Rice (31) will move past Willis McGahee (35) into third on the Ravens' all-time TDs list.

• Rice (26) needs 5 rushing TDs to tie Willis McGahee (31) for second on the franchise's all-time list (Jamal Lewis - 45).

• Rice (6,680) is 320 yards shy of 7,000 career yards from scrimmage (4,445 rushing and 2,260 receiving).

### WR TORREY SMITH

• Smith (898) needs 102 receiving yards to reach 1,000 in his career and is 3 TDs shy of 10.

## LITTLE GIVE, PLENTY TAKE

Since head coach **John Harbaugh** took over the Ravens in 2008, Baltimore has compiled a +34 turnover margin, ranking as the NFL's third-best mark. (The Ravens are +2 in 2012.)

### NFL'S TOP TURNOVER MARGIN (Since 2008)

Rk.	Team	Turnover Diff.	Take-Aways	Give-Aways
1.	Green Bay	+64	138	74
2.	New England	+54	124	70
3.	<b>Baltimore</b>	<b>+34</b>	<b>121</b>	<b>87</b>

### MOST TAKE-AWAYS (Since 2008)

1.	Green Bay	138
2.	Chicago	131
3.	Philadelphia	129
4.	New York Jets	126
5.	New England	124

### FEWEST GIVE-AWAYS (Since 2008)

1.	New England	70
2.	Green Bay	74
3.	Atlanta	84
4.	<b>Baltimore</b>	<b>87</b>
5.	San Francisco	92

## TURNOVER TABLE SINCE 2000

Year	TA/TO	Plus/Minus	Record
2012	2/0	+2	1-0
2011	25/23	+2	12-4
2010	27/20	+7	12-4
2009	32/22	+10	9-7
2008	34/21	+13	11-5
2007	23/40	-17	5-11
2006	40/23	+17	13-3
2005	26/36	-10	6-10
2004	34/23	+11	9-7
2003	41/38	+3	10-6
2002	31/32	-1	7-9
2001	28/36	-8	10-6
2000	49/26	+23	12-4
<b>Total</b>	<b>392/336</b>	<b>+56</b>	<b>117-76</b>

Since 2000, here are the Ravens' records in a game:

When turnover ratio is +2 or better	58-1
When turnover ratio is +1 or better	82-4
When turnover ratio is even	18-16
When turnover ratio is negative	16-56

## 58-1

Since 2000, the Ravens own a 58-1 record when posting at least a +2 turnover margin in a game, with the only loss coming Week 6 of 2010 in a 23-20 OT thriller at New England.

## BEST IN SEPTEMBER

Since the **John Harbaugh** Era began in 2008, Baltimore has compiled a strong record to kick off the season each year. Here are the NFL's top records in the month of September from 2008-12.

### NFL'S BEST RECORDS IN SEPTEMBER (Since 2008)

Rk.	Team	Record	Pct.
1.	<b>Baltimore Ravens</b>	<b>10-3</b>	<b>.769</b>
2.	New York Jets	10-4	.714
3.	NY Giants/New England	9-4	.692



# RAVENS TEAM NOTES

## OVER A DECADE OF DOMINANCE

Dating back to their 2000 Super Bowl-winning season, the Ravens' stout "D" ranks in the Top 3 in most significant categories.

**TOTAL DEFENSE**  
(Yards Allowed Since 2000)

1. Pittsburgh . . . . .	279.8
<b>2. Baltimore . . . . .</b>	<b>287.8</b>
3. Tampa Bay . . . . .	307.6

**TAKE-AWAYS**  
(Most Since 2000)

<b>1. Baltimore . . . . .</b>	<b>393</b>
2. Carolina . . . . .	380
3. Green Bay . . . . .	379

**3RD-DOWN CONV. PCT.**  
(Pct. Since 2000)

<b>1. Baltimore . . . . .</b>	<b>34.2</b>
2. Philadelphia . . . . .	34.3
3. Chicago . . . . .	35.0

**INTERCEPTIONS**  
(Most Since 2000)

1. Green Bay . . . . .	253
<b>2. Baltimore . . . . .</b>	<b>248</b>
3. Tampa Bay . . . . .	240

**POINTS PER GAME**  
(Fewest Allowed Since 2000)

<b>1. Baltimore . . . . .</b>	<b>16.9</b>
Pittsburgh . . . . .	16.9
3. New England . . . . .	18.5

**RUSHING YARDS/GAME**  
(Fewest Allowed Since 2000)

1. Pittsburgh . . . . .	87.8
<b>2. Baltimore . . . . .</b>	<b>89.8</b>
3. Minnesota . . . . .	102.2

**OPPONENT QB RATING**  
(Lowest Since 2000)

<b>1. Baltimore . . . . .</b>	<b>70.8</b>
2. Pittsburgh . . . . .	74.3
3. Tampa Bay . . . . .	75.0

**INTERCEPTION TDs**  
(Most Since 2000)

1. Green Bay . . . . .	34
<b>2. Baltimore . . . . .</b>	<b>32</b>
3. Tampa Bay . . . . .	29

## NFL-RECORD RUN "D"

The Ravens have held opponents to under 4.0 yards per rush in each year of their existence (an amazing 16-straight seasons), ranking as the longest streak in NFL history.

### MOST CONSECUTIVE SEASONS ALLOWING LESS THAN 4 YARDS PER RUSH

Team	Seasons	Years
<b>Baltimore Ravens</b>	<b>16</b>	<b>1996-2011</b>
Buffalo Bills	15	1986-2000
Dallas Cowboys	15	1964-78

### Longest Active in Top 5:

- The Ravens own the NFL's longest active streak of ranking in the Top 5 in run defense (yards allowed per game), doing so for six-straight seasons. In 2011, Baltimore was No. 2, permitting just 92.6 rushing ypg.

## LIMITING THE 100s

Dating back to the 1999 season, the Ravens have allowed the second-fewest 100-yard rushers (27) in the NFL. (Pittsburgh ranks first with 24.) The top teams stack up as follows:

### 100-YARD RUSHERS ALLOWED (Since 1999)

Rk.	Team	100-Yard Rushers
1.	Pittsburgh Steelers	24
<b>2.</b>	<b>Baltimore Ravens</b>	<b>27</b>
3.	San Diego Chargers	38

### Rush "D" Quick Hits:

- Baltimore has allowed only nine 100-yard RBs in its last 84 games & 11 in the past 101 games (last was the Browns' Peyton Hillis, 112, on 12/24/11).
- From 12/17/06 to 10/4/09, the Ravens produced a 39-game streak without permitting a 100-yard rusher.

## RECORD OF TOP THREE "3s"

The Ravens' defense has allowed the third-fewest points in the NFL each of the last four full seasons – the best stretch in team history – also tying an NFL record. Since the 1970 merger, only four other teams have achieved an impressive streak such as this.

### CONSECUTIVE SEASONS W/ TOP THREE SCORING DEFENSE (Since 1970 Merger)

Team	Consec. Seasons	Years
<b>Baltimore Ravens</b>	<b>4</b>	<b>2008-11</b>
Dallas Cowboys	4	1993-96
Los Angeles Rams	4	1974-77
Minnesota Vikings	4	1973-76
San Francisco 49ers	4	1984-87

## TOP 10 STREAK

Baltimore has finished in the Top 10 in total defense (yards allowed) nine-straight seasons. Since the 1970 merger, only six teams have produced at least eight-consecutive seasons with a Top 10 defense. Baltimore (9) and Pittsburgh (12) boast the NFL's longest active streaks of ranking in the Top 10.

### CONSECUTIVE SEASONS W/ A TOP 10 DEFENSE (Since 1970 Merger)

Team	Consec. Seasons	Years
Pittsburgh Steelers	12	2000-11
Dallas Cowboys	10	1970-79
<b>Baltimore Ravens</b>	<b>9</b>	<b>2003-11</b>
Los Angeles Rams	9	1973-81
Tampa Bay Buccaneers	9	1997-2005
Pittsburgh Steelers	8	1972-79

## AN OFFENSIVE DEFENSE

Since 1996, the Ravens have posted 51 defensive TDs, scoring a "D-TD" in each season of existence (including last week's 34-yard INT-TD by **S Ed Reed** in the win over Cincy). Baltimore is now 40-7 all time when tallying a D-TD. Since 2003, the Ravens tie (GB) for the NFL's most D-TDs (38). In those games, Baltimore is 29-5.

### NFL DEFENSIVE TOUCHDOWNS (Since 2003)

Rk.	Team	D-TDs
<b>1.</b>	<b>Baltimore Ravens</b>	<b>38</b>
	Green Bay Packers	38
3.	New England Patriots	30

## SHUTOUT CITY

Since 2000, Baltimore's "D" has registered the NFL's most shutouts, blanking opponents nine times. The Ravens' last shutout came on Nov. 16, 2009 in a 16-0 win at Cleveland on Monday Night Football.

### NFL SHUTOUT LEADERS (Since 2000)

Rk.	Team	Shutouts
<b>1.</b>	<b>Baltimore Ravens</b>	<b>9</b>
2.	Pittsburgh Steelers	8
3.	New England Patriots	7
	Seattle Seahawks	7
	Tampa Bay Buccaneers	7

# 2011 SEASON HIGHLIGHTS

## UNDEFEATED AT HOME

For the first time in team history, the Ravens went undefeated at home (8-0) and became just one of three NFL teams (GB and NO) to accomplish the feat in 2011. Under head coach **John Harbaugh** (since 2008), the Ravens have won 19 of their last 20 regular season home games – that includes their 2012 Week 1 opening win vs. Cincinnati – and are 28-5 in games played in Baltimore.

### NFL'S BEST REGULAR SEASON HOME RECORDS (John Harbaugh Era / Since 2008)

Rk.	Team	Record	Pct.
1.	New England Patriots	28-4	.875
2.	<b>Baltimore Ravens</b>	<b>28-5</b>	<b>.848</b>
3.	Atlanta Falcons	26-6	.813

### 2011 Home Quick Hits:

- The Ravens, Packers and Saints were the only teams to go undefeated at home during the 2011 regular season.
- In their eight regular season home games in 2011 – all wins – the Ravens averaged 27.4 points per contest, while permitting just 14.9 ppg. Baltimore outscored opponents 219-119.
- The Ravens totaled an NFL-high 33 sacks and forced 18 turnovers at home in 2011, allowing 12 sacks and turning the ball over just 11 times (registering a +7 turnover margin).
- After their 2012 Week 1 opening win vs. Cincy, the Ravens now own the NFL's longest home winning streak of 11 games (12 including playoffs).

## SACK ATTACK

The Ravens tied (NYG) to rank No. 3 in sacks, producing 48 QB drops, the third most in team history. Led by **OLB Terrell Suggs'** career-high 14 sacks, Baltimore registered at least 4 sacks in 7 different games, including a franchise-record-tying 9 in Week 12 vs. SF.

### NFL SACKS LEADERS (2011 Season)

Rk.	Team	Sacks	Sack Yards
1.	Minnesota Vikings	50	335
	Philadelphia Eagles	50	316
3.	<b>Baltimore Ravens</b>	<b>48</b>	<b>290</b>
	New York Giants	48	335
5.	Cincinnati Bengals	45	277

### Suggs Quick Hit:

- OLB Terrell Suggs ranked No. 1 in the AFC with his career-high 14 sacks in 2011 (tied for fifth in NFL) and also posted a league-high 7 FFs.

## THIRD-DOWN DOMINANCE

The Ravens boasted the NFL's No. 2 third-down defense in 2011, allowing opponents to convert just 32.1% of their attempts. The No. 2 ranking is the best finish for a Ravens' defense since John Harbaugh became head coach in 2008.

### THIRD-DOWN DEFENSE (2011 Season)

Rk.	Team	Conv.	Att.	Pct.
1.	Arizona Cardinals	71	226	31.4
2.	<b>Baltimore Ravens</b>	<b>71</b>	<b>221</b>	<b>32.1</b>
3.	Detroit Lions	67	205	32.7
	New York Jets	69	211	32.7
5.	New Orleans Saints	67	202	33.2

## SCORING DEFENSE

The Ravens allowed 16.6 points per game in 2011, the NFL's third-best mark. Baltimore also permitted a league-low 21 offensive TDs, including the fewest passing TDs (11). The 11 passing scores allowed also tied (2000) a franchise record.

### POINTS ALLOWED PER GAME (2011 Season)

Rk.	Team	Points	Points/Game
1.	Pittsburgh Steelers	227	14.2
2.	San Francisco 49ers	229	14.3
3.	<b>Baltimore Ravens</b>	<b>266</b>	<b>16.6</b>
4.	Houston Texans	278	17.4
5.	Cleveland Browns	307	19.2

### Ravens Tie NFL Record:

- Baltimore has posted the league's No. 3 scoring "D" each of the past four seasons, tying an NFL record for consecutive years ranking in the Top 3.
- During the John Harbaugh Era (since 2008), the Ravens have allowed 16.3 points per game, the NFL's second-best mark (Pit. - 15.7 ppg).

## TOTAL DEFENSE

For the ninth-consecutive year, the Ravens finished the regular season ranking in the Top 10 in total defense. Baltimore concluded 2011 as the NFL's No. 3 defensive unit, allowing just 288.9 yards per game (92.6 rushing and 196.3 passing).

### NET YARDS ALLOWED / TOTAL DEFENSE (2011 Season)

Rk.	Team	Total	Rushing	Passing
1.	Pittsburgh Steelers	271.8	99.8	171.9
2.	Houston Texans	285.7	96.0	189.7
3.	<b>Baltimore Ravens</b>	<b>288.9</b>	<b>92.6*</b>	<b>196.3**</b>
4.	San Francisco 49ers	308.2	77.3	230.9
5.	New York Jets	312.1	111.1	201.0

\* Ranked No. 2 in NFL \*\* Ranked No. 4 in NFL

## STOUT IN RED ZONE

The Ravens' defense ranked No. 1 in red zone TD scoring percentage (38.1) in 2011. Baltimore permitted just 16 TDs in the red zone, ranking as the NFL's second fewest (SF - 14).

### OPPONENT RED ZONE SCORING (2011 Season)

Rk.	Team	RZ Drives	RZ TDs	RZ TD Pct.
1.	<b>Baltimore Ravens</b>	<b>42</b>	<b>16</b>	<b>38.1</b>
2.	Arizona Cardinals	58	23	39.7
3.	Cleveland Browns	49	20	40.8
4.	San Francisco 49ers	34	14	41.2
5.	Washington Redskins	57	25	43.9

## NFL-RECORD RUN "D"

# 3.53

Yards per rush the Ravens' defense allowed in 2011, the NFL's second-best average (SF - 3.50). The Ravens have now held foes to under 4 yards per carry in each year of their existence (1996-2011), producing an NFL-record 16-consecutive-seasons streak (15 by both Buffalo, 1986-2000 & Dallas, 1964-78).

# 2011 SEASON HIGHLIGHTS

## RICE LEADS NFL

**RB Ray Rice** posted a career-best and an NFL-high 2,068 yards from scrimmage, also adding a Ravens-record 15 total TDs (12 rushing and 3 receiving). Rice's 1,364 rushing yards ranked second in the NFL, while his 2,068 total yards marked the second time (2009: 2,041) that he's surpassed the 2,000 milestone.

### NFL NET YARDS FROM SCRIMMAGE (2011 Season)

Rk. Player	Yards	---Rush---		---Pass---	
		Att-Yds	TD	Rec-Yds	TD
1. Ray Rice	2,068	291-1,364	12	76-704	3
2. M. Jones-Drew	1,980	343-1,606	8	43-374	3
3. Arian Foster	1,841	278-1,224	10	53-617	2

### 1,000/700 Club:

- Ray Rice became just the second player in NFL history to post multiple 1,000-yard rushing/700-yard receiving seasons (also in 2009), joining Marshall Faulk, who did it an impressive four times (1998-2001).

### NFL RUSHING YARDS LEADERS (2011 Season)

Rk. Player	Att.	Yards	Avg.	LG	TDs
1. Maurice Jones-Drew	343	1,606	4.7	56	8
2. Ray Rice	291	1,364	4.7	70t	12
3. Michael Turner	301	1,340	4.5	81t	11

## SMITH ROOKIE STANDOUT

**WR Torrey Smith** (second-round pick) ranked No. 3 in the NFL in receiving yards by a rookie, posting Ravens rookie records in catches (50), receiving yards (841) and touchdowns (7).

### NFL ROOKIE RECEIVING YARDS LEADERS (2011 Season)

Rk. Player (Team)	Yards	Rec.	Avg.	LG	TD
1. A.J. Green (Cin.)	1,057	65	16.3	58	7
2. Julio Jones (Atl.)	959	54	17.8	80t	8
3. Torrey Smith (Bal.)	841	50	16.8	74t	7

## FLACCO SETS RECORDS

In 2011, **QB Joe Flacco** surpassed the 3,000-yard passing milestone for the third-consecutive season, becoming the first QB in Baltimore football history (Colts and Ravens) to accomplish the feat. Flacco also threw for 20 TDs in 2011, posting his third-straight 3,500-yard/20-touchdown campaign.

### SINGLE-SEASON PASSING YARDS (Ravens History)

Rk. Player (Year)	Cmp-Att	Pct.	Yards	TD	INT	Rate
1. V. Testaverde ('96)	325-549	59.2	4,177	33	19	88.7
2. Joe Flacco ('10)	306-489	62.6	3,622	25	10	93.6
3. Joe Flacco ('09)	315-499	63.1	3,613	21	12	88.9
4. Joe Flacco ('11)	312-542	57.6	3,610	20	12	80.9

### Record Wins and Playoffs:

- Joe Flacco has produced 44 regular season wins (49 including playoffs) as a starter, the most in NFL history by a QB in his first four seasons. Atlanta's Matt Ryan ranks second (43), followed by Dan Marino (41).

- Joe Flacco is the only starting QB since the 1970 merger to make the playoffs in each of his first four seasons. He also owns a 5-4 postseason record, with four of those victories coming on the road.

## 50 WINS UNDER HARBS

In **John Harbaugh's** tenure with the Ravens, Baltimore ties (Pit.) for second in the NFL with 50 total wins. Earning a 12-4 record for the second-straight year in 2011 (13-5 including playoffs) and being 1-0 in 2012, the Ravens have compiled a 45-20 regular season mark under "Harbs," adding a 5-4 record in postseason play.

### NFL WINS / INCLUDING PLAYOFFS (Since Coach Harbaugh's Arrival in 2008)

Rk. Team	Combined Wins
1. New England Patriots	51
2. Baltimore Ravens	50
Pittsburgh Steelers	50
4. New Orleans Saints	49

## "O" BALANCE WAS KEY

- Baltimore was one of two teams (Atlanta) to boast a 3,500-yard passer (**Joe Flacco**), a 1,300-yard rusher (**Ray Rice**) and two 800-yard receivers (**Anquan Boldin & Torrey Smith**).

- Baltimore was the only NFL team to record at least 20 passing TDs, 15 rushing TDs and 5 return TDs in 2011.

- The Ravens were one of four teams (NO, SD & Ten.) to have five different players post at least 40 catches for 400 receiving yards.

## DIVISION SWEEP

For the first time in franchise history, the Ravens swept the AFC North division. Only Baltimore and Green Bay went undefeated in division play in 2011, becoming just the sixth and seventh teams to accomplish such a feat since 2008:

### TEAMS UNDEFEATED IN DIVISION PLAY (Since 2008)

Team	Division	Year
Baltimore Ravens	AFC North	2011
Green Bay Packers	NFC North	2011
Oakland Raiders	AFC West	2010
Indianapolis Colts	AFC South	2009
Cincinnati Bengals	AFC North	2009
Arizona Cardinals	NFC West	2008
Pittsburgh Steelers	AFC North	2008

### AFC North is NFL's Best:

- In 2011, the AFC North was the only division to produce three teams with winning records (Baltimore: 12-4, Pittsburgh: 12-4 and Cincinnati: 9-7), all clubs that made the 2011 playoffs.

- AFC North teams owned the NFL's top record in games played outside the division, combining for a 25-15 mark in contests outside the AFC North.

## 2011 PRO BOWLERS

Players	Career Pro Bowls
LB Ray Lewis (starter)	13
S Ed Reed (starter)	8
OLB Terrell Suggs (starter)	5
DT Haloti Ngata (starter)	3
FB Vonta Leach (starter)	2
RB Ray Rice (starter)	2
G Ben Grubbs	1
G Marshal Yanda	1





# ALL-TIME WIN/LOSS RESULTS

## REGULAR SEASON RECORDS

	<u>Overall Record</u>	<u>Home</u>	<u>Away</u>
Overall	141-115-1	89-39-1	52-76
In M&T Bank Stadium (since 1998)	82-31	82-31	n/a
Coached by Ted Marchibroda	16-31-1	11-12-1	5-19
Coached by Brian Billick	80-64	50-22	30-42
Coached by John Harbaugh	45-20	28-5	17-15
vs. AFC Teams	110-91	70-37	40-54
vs. AFC North (AFC Central)	36-25 (26-28)	22-9 (13-14)	14-16 (13-14)
vs. AFC East	15-16	11-4	4-12
vs. AFC South	11-11	7-4	4-7
vs. AFC West	18-11	13-3	5-8
vs. NFC Teams	36-25-1	24-5-1	12-20
vs. NFC North (NFC Central)	4-4 (3-5)	4-0 (3-1)	0-4 (0-4)
vs. NFC East	10-4-1	5-1-1	5-3
vs. NFC South	6-6	3-3	3-3
vs. NFC West	13-6	9-0	4-6
On Monday Night Football - ABC/ESPN	8-9	4-2	4-7
On NBC/ESPN - Sunday Night	11-12	8-5	3-7
On NFL Network	2-2	1-0	1-2
In Overtime	9-7-1	6-2-1	3-5
Ravens Shutout Wins	10	5	5
In Season Opener	9-8	6-3	3-5
Indoors	4-10	n/a	4-10
<b>Note:</b> Baltimore has played in Houston's Reliant Stadium twice (2-0), Indy's Lucas Oil Stadium once (0-1) and Dallas' Texas Stadium once (1-0), all games considered "outdoors" due to open roofs. Only one game at Reliant Stadium (12/13/10) came when the roof was closed, meaning the game was "indoors."			
In August	0-1	0-1	0-0
In September	33-21	21-5	12-16
In October	27-34	16-13	11-21
In November	38-31-1	22-10-1	16-21
In December	38-26	27-9	11-17
In January	5-2	3-0	2-2

## RAVENS TRENDS

<u>Team</u>	<u>Since 2000</u>	<u>2012</u>	<u>Offense</u>	<u>Since 2000</u>	<u>2012</u>
Record	117-76	1-0	Scoring 20 or more points	89-21	1-0
vs. AFC North (since 2002)	36-25	1-0	Scoring 30 or more points	42-3	1-0
vs. AFC	88-58	1-0	Having 20 or more first downs	48-27	1-0
vs. NFC	29-18	0-0	Totalling 350 or more net yards	51-19	1-0
Home	74-23	1-0	At least 35 minutes time of possession	32-3	0-0
Away	43-53	0-0	Rushing for 150 or more yards	42-9	0-0
On grass	50-42	0-0	When not throwing an INT	67-11	1-0
Artificial turf	67-34	1-0	With a 100-yard rusher	43-15	0-0
Outdoors	114-69	1-0	Without a 100-yard rusher	74-61	1-0
Indoors	3-7	0-0	With a 100-yard receiver	24-12	0-0
September	25-14	1-0	Without a 100-yard receiver	93-64	1-0
October	24-23	0-0	With a 300-yard passer	10-6	0-0
November	33-19	0-0	Without a 300-yard passer	107-70	1-0
December	30-19	0-0	<u>Defense</u>	<u>Since 2000</u>	<u>2012</u>
January	5-1	0-0	When scoring a defensive TD	34-5	1-0
Leading at halftime	95-11	1-0	When returning an INT for a TD	28-2	1-0
Trailing at halftime	16-55	0-0	When returning a fumble for a TD	7-3	0-0
Tied at halftime	6-10	0-0	Recording 3 or more sacks	62-22	1-0
Tied after 3 quarters	3-5	0-0	Holding opponent under 250 net yards	36-3	0-0
Leading After 3 quarters	100-9	1-0	Holding opponent under 21 points	93-29	1-0
Trailing after 3 quarters	15-61	0-0	Holding opponent under 15 points	78-14	1-0
Decided by 7 points or less	44-38	0-0	Allowing a 100-yard rusher	11-16	0-0
Decided by 3 points or less	22-22	0-0	Not allowing a 100-yard rusher	105-61	1-0
When scoring first	79-20	1-0	Allowing a 100-yard receiver	25-22	0-0
When not scoring first	38-56	0-0	Not allowing a 100-yard receiver	93-53	1-0
Positive or even turnover ratio	101-21	1-0	Allowing a 300-yard passer	15-10	0-0
Negative turnover ratio	16-56	0-0	Not allowing a 300-yard passer	101-66	1-0
Winning penalty ratio	52-31	0-0			
Losing penalty ratio	55-40	1-0			
Overtime	6-5	0-0			
When returning a KOR for a TD	2-1	0-0			
When returning a PR for a TD	5-2	0-0			

# DEFENSIVE PLAYER NOTES

## THE ULTIMATE LB



Thirteen-time Pro Bowl **LB Ray Lewis** posted a game-high 14 tackles (11 solo), 1 sack and 1 FF in the Week 1 win over Cincy. In 2011, Lewis had a team-high 95 tackles, 2 sacks, 1 INT and 2 FFs. Lewis, who has played in 223 career contests, is Baltimore's all-time tackle king (2,600 stops). He also has the most FRs (19), second-most INTs (31) and second-most FFs (20) in team history, leading a Ravens' "D" that has ranked in the top 10 (yards allowed) for nine-straight seasons.

### RAVENS CAREER DEFENSIVE RECORDS (All-Time History)

#### TACKLES

1. **Ray Lewis (1996-present)** ..... **2,600**
2. Kelly Gregg (2001-2010)..... 721
3. Terrell Suggs (2003-present) ..... 660
4. Ed Reed (2002-present) ..... 605
5. Jamie Sharper (1997-2001) ..... 522

#### INTERCEPTIONS

1. Ed Reed (2002-present) ..... 58
2. **Ray Lewis (1996-present)** ..... **31**
3. Chris McAlister (1999-2008)..... 26
4. Duane Starks (1998-2001) ..... 20  
Rod Woodson (1998-2001)..... 20

#### FUMBLES RECOVERED

1. **Ray Lewis (1996-present)** ..... **19**
2. Terrell Suggs (2003-present) ..... 11
3. Rob Burnett (1996-2001) ..... 8

## TACKLE MACHINE

Now in his 17th NFL season, **LB Ray Lewis** is the NFL's active career tackles leader. Lewis, who has played in 223 games, is one of only two active players to hit the 2,000-tackle milestone. In 2011, Lewis led the Ravens in tackles (95) for the 14th time in his career. He has tallied at least 130 stops 13 times.

### NFL CAREER TACKLE LEADERS (Active Players)

Rk.	Player (Year Entered NFL)	Tackles	Games
1.	<b>Ray Lewis (1996)</b>	<b>2,600</b>	<b>223</b>
2.	London Fletcher (1998)	2,223	225
3.	Keith Brooking (1998)	1,827	210
4.	Brian Urlacher (2000)	1,660	171
5.	Mike Peterson (1999)	1,600	183

## AN ELITE NFL CLUB

In 2011's Week 6 win over Houston, **LB Ray Lewis** became the only player in NFL history to record 40 sacks and 30 INTs in a career.

### NFL PLAYERS W/ 30+ SACKS & 25+ INTs (NFL History)

Player	Games	Sacks	INTs
<b>Ray Lewis (1996-present)</b>	<b>223</b>	<b>41.5</b>	<b>31</b>
Rodney Harrison (1994-2008)	186	30.5	34
William Thomas (1991-2001)	172	37.0	27

## 'BACKER THEFTS

**LB Ray Lewis** is the NFL's active INT leader among linebackers, posting 31 picks during his career, including a theft in 2011's Week 1 win against the Steelers. (The pick was part of the Ravens' 7-take-away performance, which set a franchise record.) Lewis ranks sixth all time in INTs by a linebacker, passing Sam Huff (30) in Week 1.

### LINEBACKER INTERCEPTION LEADERS (Active Players)

Rk.	Player (Team)	INTs	Yards	TDs
1.	<b>Ray Lewis (Bal.)</b>	<b>31</b>	<b>503</b>	<b>3</b>
2.	Brian Urlacher (Chi.)	21	278	1
3.	Mike Peterson (Atl.)	19	272	1
	Takeo Spikes (SD)	19	276	3
5.	London Fletcher (Was.)	18	139	2

## TAKE IT AWAY

In his 17th NFL season (all with the Ravens), **LB Ray Lewis** currently stands as the NFL's longest-tenured defensive player still playing with his original team. Lewis' 49 career take-aways (31 INTs and 19 FRs) rank second all time among LBs, with only Hall of Famer Jack Ham (53: 32 INTs and 21 FRs) producing more.

### MOST CAREER TAKE-AWAYS BY A LINEBACKER (Since 1970 Merger)

Rk.	Player	Take-Aways	INTs	FRs
1.	Jack Ham	53	32	21
2.	<b>Ray Lewis</b>	<b>49*</b>	<b>31</b>	<b>19</b>
3.	Stan White	48	34	14

\*Has 19 career FRs, but 1 came after teammate Jamie Sharper fumbled an INT Lewis would then recover, thus not counting as a Lewis take-away.

## TANGLED IN THE WEBB



Ravens **CB/RS Lardarius Webb** produced a career year in 2011, becoming the NFL's only player last season to have an INT-TD & a PR-TD. Webb also tied to post the NFL's fourth-most pass breakups (20), finishing with a career-best 68 tackles and a team-high 5 INTs. Webb also helped lead a Ravens' secondary that allowed the NFL's fewest passing TDs (11) and permitted just 196.3 aerial yards per game (league's fourth fewest).

### NFL'S MOST PASSES DEFENSED (2011 Season)

Rk.	Player (Team)	PD	INTs
1.	Brandon Browner (Sea.)	23	6
2.	Tramon Williams (GB)	22	4
3.	Darrelle Revis (NYJ)	21	4
4.	<b>Lardarius Webb (Bal.)</b>	<b>20</b>	<b>5</b>
	Brandon Flowers (KC)	20	4

### RAVENS INTERCEPTIONS (2011 Season)

Rk.	Player	INTs
1.	<b>Lardarius Webb</b> .....	<b>5</b>
2.	Ed Reed.....	3
3.	Jimmy Smith.....	2
	Terrell Suggs.....	2
5.	Three Players.....	1

### FEWEST PASS TDs ALLOWED (2011 Season)

Rk.	Team	TDs
1.	<b>Baltimore Ravens</b> ....	<b>11</b>
2.	New York Jets.....	15
	Pittsburgh Steelers....	15
4.	Cleveland Browns....	16
5.	Arizona Cardinals.....	17

# DEFENSIVE PLAYER NOTES

## A DANGEROUS REED



Eight-time Pro Bowl **S Ed Reed** has tallied 58 INTs during his career – the most in Ravens history and the NFL since he entered the league in 2002. Among active players, Reed's career INTs also rank first, while his 1,497 return yards are an NFL record, which he set in Week 1's win over Cincy.

### NFL CAREER INTERCEPTION LEADERS (Active Players)

Rk.	Player (Team)	G	INT	Yds	Avg.	Lg	TD
1.	Ed Reed (Bal.)	145	58	1,497	25.8	107t	7
2.	Charles Woodson (GB)	200	54	896	16.6	62t	11
3.	Champ Bailey (Den.)	195	50	446	8.9	70t	4
4.	Asante Samuel (Atl.)	132	45	617	13.7	55t	5
5.	Ronde Barber (TB)	226	44	787	17.9	66t	7

### Reed Quick Hits: Of his 58 career INTs...

- 35 have come in the second half (most in the NFL since '02) and 22 in the fourth quarter (most in the NFL since '02).
- When Reed records an INT, the Ravens own a 36-10 record. When he makes 2 INTs in a game, Baltimore is 12-0 (13-0 including playoffs).
- 14 have come in the month of September, the NFL's most among active players in that month.
- Reed's 8-career playoff INTs rank as the most among active players. He had 1 theft in the 2011 Divisional win over Houston (1/15/22).

## NFL RECORD-HOLDER

Last week vs. Cincinnati, **S Ed Reed** became the NFL's all-time leader in INT return yards, passing Hall of Famer Rod Woodson for the most ever. Reed returned the 58th pick of his career for 34 yards, upping his all-time total to 1,497 yards. The theft also marked the 7th INT-TD of his career (8th including playoffs) and his 14th-overall TD (including playoffs).

### CAREER INTERCEPTION YARDS LEADERS (NFL History)

Rk.	Player	G	INT	Yds	Avg.	Lg	TD
1.	Ed Reed	145	58	1,497	25.8	107t	7
2.	Rod Woodson	238	71	1,483	20.9	98t	12
3.	Darren Sharper	205	63	1,412	22.4	99t	11
4.	Deion Sanders	188	53	1,331	25.1	93t	9
5.	Emlen Tunnell	167	79	1,282	16.2	55t	4

## PREMIER PLAYMAKER

**S Ed Reed's** 58 career INTs rank first among active NFL players since he entered the league in 2002. Additionally, his 1,497 return yards and 25.8-yard return average rank first in NFL history.

### NFL INTERCEPTIONS (Since 2002)

Rk.	Name	INTs	Yards
1.	Ed Reed	58	1,497
2.	Asante Samuel	45	617
3.	Charles Woodson	43	663

### INT RETURN AVERAGE (NFL History)

Rk.	Name	Avg.	INTs	Yards
1.	Ed Reed	25.8	58	1,497
2.	Deion Sanders	25.1	53	1,331
3.	Glen Edwards	24.6	39	961

## REED'S TDs

**S Ed Reed** has scored 14 TDs in his career (including playoffs). Amazingly, Reed is the only player in NFL history to score return TDs off a punt return, blocked punt, INT and fumble recovery.

### ED REED'S CAREER TOUCHDOWNS

Date/Game	Result	Touchdown
09/10/12 vs. Cin.	W	34-yard INT return
10/11/09 vs. Cin.	L	52-yard INT return
1/4/09 at Mia. (WC)	W	64-yard INT return
12/7/08 vs. Was.	W	22-yard FR return
11/23/08 vs. Phi.	W	107-yard INT return*
9/21/08 vs. Cle.	W	32-yard INT return
9/10/07 at Cin.	L	63-yard punt return
11/5/06 vs. Cin.	W	25-yard INT return
11/7/04 vs. Cle.	W	106-yard INT return
10/10/04 at Was.	W	22-yard FR return
11/23/03 vs. Sea.	W	16-yard punt block return
10/12/03 at Ari.	W	22-yard punt block return
9/14/03 vs. Cle.	W	54-yard INT return
11/24/02 vs. Ten.	W	11-yard punt block return

\* NFL Record *Italics indicates postseason*

## SCORING THEFTS

**S Ed Reed** has posted 9 regular season defensive touchdowns during his career. Reed's 9 "D-TDs" are the most in Ravens franchise history, while his 7 INT-TDs also rank first.

### RAVENS REGULAR SEASON DEFENSIVE TOUCHDOWNS (Career leaders)

Rk.	Player	INTs	FRs	Total
1.	Ed Reed	7	2	9
2.	Chris McAlister	5	1	6
3.	Rod Woodson	5	0	5
	Adalius Thomas	2	3	5

## DUAL-INT GAMES

**S Ed Reed** registered the 12th dual-INT game (13th including playoffs) of his career in 2011's Week 1 win vs. Pittsburgh. Reed owns the most such games among players who began their careers in the Super Bowl Era (since 1966).

### MOST GAMES WITH 2+ INTERCEPTIONS (Players Who Began Career in Super Bowl Era)

Player	2+ INT Games
Ed Reed	12
Ronnie Lott	11
Lem Barney	9
Dave Brown	9
Everson Walls	9

## GOING THE DISTANCE


### LONGEST INTERCEPTION RETURNS (NFL History)

Rk.	Player	Yards	Date/Game
1.	Ed Reed	107t	11/23/08 vs. Phi.
2.	Ed Reed	106t	11/7/04 vs. Cle.
3.	Vencie Glenn	103t	11/29/87 vs. Den.
	Louis Oliver	103t	10/4/92 at Buf.



# DEFENSIVE PLAYER NOTES

## DEFENSIVE PLAYER OF THE YEAR



**OLB Terrell Suggs** injured his Achilles this past spring and is working to return at some point during the 2012 season (he is currently on the PUP list). Suggs, who was named the 2011 AP Defensive Player of the Year, posted three 3-sack games in 2011, finishing with a career-high 14 sacks. Suggs also forced an NFL-high 7 fumbles, setting a career high and a Ravens' single-season record. Suggs' 14 sacks in 2011 ranked third in Ravens history and first in the AFC (also tying Aldon Smith for fifth in the NFL).

### RAVENS ALL-TIME SACKS (Career Leaders)

Rk.	Player (Years)	Sacks
1.	Terrell Suggs (2003-present)	82.5
2.	Peter Boulware (1997-2005)	70.0
3.	Michael McCrary (1997-2002)	51.0
4.	Ray Lewis (1996-present)	41.5
5.	Adalius Thomas (2000-06)	38.5

### AFC SACKS LEADERS (2011 Season)

1. Terrell Suggs (Bal.) . . . 14
2. Tamba Hali (KC) . . . . . 12
3. Connor Barwin (Hou.) . . 11.5  
Von Miller (Den.) . . 11.5

### RAVENS SACKS LEADERS (Single-Season Records)

1. Peter Boulware (2001) . . 15
2. Michael McCrary (1998) . . 14.5
3. Terrell Suggs (2011) . . . 14
4. Trevor Pryce (2006) . . . 13

## HOT OFF THE EDGE

Since entering the NFL in 2003, **OLB Terrell Suggs'** 82.5 sacks rank seventh among active players, while his 610 yards lost stand fifth. Suggs had a team-, career- and AFC-high 14 sacks in 2011.

### NFL SACKS LEADERS (Since 2003)

Rk.	Player	Sacks	Yards
1.	Jared Allen (Min.)	105.0	673.5
2.	DeMarcus Ware (Dal.)	101.5	664.5
3.	Dwight Freeney (Ind.)	89.5	667
4.	Julius Peppers (Chi.)	88.0	532
5.	John Abraham (Atl.)	85.5	569
	Robert Mathis (Ind.)	85.5	622
7.	Terrell Suggs (Bal.)	82.5	610
8.	Osi Umenyiora (NYG)	69.0	484.5
9.	Trent Cole (Phi.)	68.0	509.5

#### Suggs Quick Hits:

- Suggs racked up 30 sacks from 2010-11 (36 total games, including play-offs), the NFL's fourth most during that span.
- The Ravens are 50-17 all time when Suggs records a sack.
- Baltimore is 13-1 when he tallies 2 or more sacks during his career.

### RAVENS FORCED FUMBLES (Career Leaders)

1. Terrell Suggs . . . . . 29
2. Ray Lewis . . . . . 20
3. Adalius Thomas . . . . . 15

### RAVENS FUMBLE RECOVERIES (Career Leaders)

1. Ray Lewis . . . . . 19
2. Terrell Suggs . . . . . 11
3. Rob Burnett . . . . . 8

## THE DOMINANT DT



One of the NFL's most disruptive forces, **DT Haloti Ngata** was named to his third Pro Bowl (as a starter) in 2011. Perhaps the NFL's most athletic DT, Ngata stops the run (397 career tackles), rushes the passer (19 career sacks) and even drops into coverage (3 career INTs). In last week's win over Cincy, he had 4 tackles, 2 sacks and 1 PD, helping limit the Bengals to 13 points.

Baltimore has a history of strong run defense, and with Ngata's help the past several seasons, has upheld its stout legacy on the ground.

### RAVENS RUSHING DEFENSE RANKINGS (Past Six Full Seasons with Ngata)

Year	Yards Per Game Allowed		Avg. Per Play Allowed	
	Total	Rank	Total	Rank
2011	92.6	2nd	3.5	2nd
2010	93.9	5th	3.9	8th
2009	93.3	5th	3.4	1st
2008	81.4	3rd	3.6	5th
2007	79.3	2nd	2.8	1st
2006	75.9	2nd	3.3	2nd

## "NGATA" ON US

Dating back to 2006, when **DT Haloti Ngata** entered the NFL, the Ravens have allowed a league-low 42 rushing TDs (tied with Pit.) and the NFL's third-fewest rushing yards per game (86.5 ypg).

### RUSHING TOUCHDOWNS (Fewest Allowed Since 2006)

1. Baltimore . . . . . 42
- Pittsburgh . . . . . 42
3. Minnesota . . . . . 51

### RUSHING YARDS PER GAME (Fewest Allowed Since 2006)

1. Minnesota . . . . . 85.1
2. Pittsburgh . . . . . 85.2
3. Baltimore . . . . . 86.5

## NGATA SCORES

In the 2011 Week 3 win at St. Louis, **DT Haloti Ngata** scooped up a Sam Bradford fumble and returned it 28 yards for his first-career TD. Ngata's scamper is the third-longest FR-TD in Ravens history, shy of OLB Adalius Thomas' 57- and 35-yarders.

## 2012 TRENCH SACKS

As part of 4 total sacks by the Ravens in the season-opening win over Cincy, **DT Haloti Ngata** notched 2 QB drops, tying a career high. Ngata's sacks tie for an NFL high among DTs after Week 1.

### SACK YARDS BY NFL DTs (2012 Season)

1. Haloti Ngata . . . . . 16
- Henry Melton . . . . . 16
3. Geno Atkins . . . . . 15
4. Randy Starks . . . . . 12

### SACKS BY NFL DTs (2012 Season)

1. Haloti Ngata . . . . . 2
- Geno Atkins . . . . . 2
- Henry Melton . . . . . 2
- Randy Starks . . . . . 2

## NOTE THE NGATA QUOTE

The NFL Network's Charles Davis on DT Haloti Ngata:

"You don't think about that size of a man having the feet that Haloti Ngata has. He can play outside, he can play inside. They move him outside to defensive end. You watch him drop in zone blitzes and not just rushing the passer. The big guy can do it all."

# OFFENSIVE PLAYER NOTES

## THE FRANCHISE QB



**QB Joe Flacco**, the Ravens' all-time leading passer, surpassed the 14,000-yard barrier for his career in the Week 1 win over Cincy and now owns 14,115 yards in 65 games. Flacco posted a 128.4 passer rating against the Bengals, completing 21 of 29 passes for 299 yards and 2 TDs in the 44-13 victory.

### RAVENS ALL-TIME PASSING LEADERS (Franchise History)

Rk.	Player	G	Att	Cmp	Pct	Yards	TD	INT	Rate
1.	Joe Flacco	65	1,987	1,211	60.9	14,115	82	46	86.6
2.	Kyle Boller	53	1,311	746	56.9	7,846	45	44	71.9
3.	V. Testaverde	29	1,019	596	58.5	7,148	51	34	82.8

## FLACCO IS THE FIRST

**QB Joe Flacco** is the first starting QB in NFL history (since 1970 merger) to lead his team to the playoffs in each of his first four seasons. Flacco has helped the Ravens earn five playoff wins since '08, tied (Ben Roethlisberger and Kurt Warner) for the second-most victories by a QB over the first four years of a career (Tom Brady - 6).

## FLACCO VS. 2011 PLAYOFF TEAMS

The Ravens were 7-1 against 2011 playoff teams (2-0 vs. Pit., 2-0 vs. Cin., 2-0 vs. Hou., 1-0 vs. SF and 0-1 vs. NE). In these games, seven of which were against teams that owned Top 7 defenses, **QB Joe Flacco** was a standout performer.

### QB JOE FLACCO VS. PLAYOFF TEAMS (2011 Season)

Game	Result	Att	Cmp	Pct.	Yards	TD	INT	Rate
9/11 vs. Pit.	W, 35-7	29	17	58.6	224	3	0	117.6
10/16 vs. Hou.	W, 29-14	33	20	60.6	305	0	1	78.5
11/6 at Pit.	W, 23-20	47	28	59.6	300	1	0	85.4
11/20 vs. Cin.	W, 31-24	27	17	63.0	270	2	1	105.5
11/24 vs. SF	W, 16-6	23	15	65.2	161	1	0	100.1
1/1 at Cin.	W, 24-16	19	15	78.9	130	1	0	112.7
1/15 vs. Hou.	W, 20-13	27	14	51.9	176	2	0	97.1
1/22 at NE	L, 20-23	36	22	61.1	306	2	1	95.4
<b>Totals</b>	<b>7-1</b>	<b>241</b>	<b>148</b>	<b>61.4</b>	<b>1,872</b>	<b>12</b>	<b>3</b>	<b>97.0</b>

### 2011 Final Defensive Rankings (YPG):

• Pittsburgh (1), Houston (2), San Francisco (4), Cincinnati (7)

## JOE HITS THE ROAD

Among all NFL QBs since 2008, Joe Flacco owns a league-best 21 road wins (including playoffs), tied with Eli Manning. Flacco is 21-19 on the road, and here are his stats in those away victories:

### QB JOE FLACCO ROAD WINS (Since 2008 / Including Playoffs)

Player (Wins)	Att	Cmp	Pct	Yards	TD	INT	Rate
Joe Flacco (21)	578	357	61.8	4,255	24	5	94.5

## RAVENS RECORDS

**QB Joe Flacco** owns a franchise-record 25 100-plus single-game passer ratings, including his 128.4 mark in Week 1's win over Cincy. He has also posted two of the Top 3 passing games in team history.

### RAVENS SINGLE-GAME PASSING YARDS

Yards	Player	Opp./Date
429	Vinny Testaverde	vs. STL, 10/27/96
<b>389</b>	<b>Joe Flacco</b>	<b>at STL, 9/25/11</b>
<b>385</b>	<b>Joe Flacco</b>	<b>at Min., 10/18/09</b>

## FLACCO FAST FACTS

### MOST WINS BY STARTING QBs (Since 2008 / Including Playoffs)

Rk.	Player	Record
1.	Joe Flacco	50-24
2.	Drew Brees	49-21
3.	Ben Roethlisberger	46-20
4.	Aaron Rodgers	45-24

• In the Ravens' last 43 regular season wins (dating back to 2008), **QB Joe Flacco** has 60 TD passes and 14 INTs for a 98.3 QB rating on 773-of-1,236 passing (62.5%).

• Baltimore is 29-3 when Flacco produces at least a 95 rating (and 15-1 when he's at 110.0 or better).

• Flacco owns 28 career regular season wins at home, good for the most among NFL starting quarterbacks since 2008. Flacco is 28-5 at M&T Bank Stadium.

### MOST CONSECUTIVE STARTS BY QUARTERBACKS (Active Streaks / Regular Season)

Rk.	Player	Starts
1.	Eli Manning	120
2.	Philip Rivers	97
3.	Joe Flacco	65
4.	Tom Brady	49

## WINNINGEST AFTER FOUR

**QB Joe Flacco's** 44 regular season wins in his first four years are the most ever by a QB in the first four seasons (2008-11) of a career. *Now in his fifth season, he has 45 wins (50 including playoffs).*

### MOST WINS BY STARTING QB / FIRST FOUR SEASONS (Since 1970 Merger)

Rk.	Quarterback (Years)	Record	Playoff Record
1.	Joe Flacco (2008-11)	44-20	5-4
2.	Matt Ryan (2008-11)	43-41	0-3
3.	Dan Marino (1983-86)	41-16	3-3

### Flacco Playoffs Quick Hit:

• In the 2011 Divisional vs. Hou. (1/15/12), Flacco became the only QB in NFL history (since 1970 merger) to start a playoff game in each of his first four seasons. He owns a 5-4 postseason record (four wins on the road).

## JOE SETS BALTIMORE RECORDS

In 2011, **QB Joe Flacco** surpassed the 3,500-yard passing milestone for the third-consecutive season, becoming the first QB in Baltimore football history (Colts and Ravens) to accomplish the feat. Flacco also threw for 20 TDs in 2011, posting his third-straight 3,500-yard/20-touchdown campaign.

### SINGLE-SEASON PASSING YARDS (Ravens History)

Rk.	Player (Year)	Cmp-Att	Pct.	Yards	TD	INT	Rate
1.	V. Testaverde ('96)	325-549	59.2	4,177	33	19	88.7
2.	Joe Flacco ('10)	306-489	62.6	3,622	25	10	93.6
3.	Joe Flacco ('09)	315-499	63.1	3,613	21	12	88.9
4.	Joe Flacco ('11)	312-542	57.6	3,610	20	12	80.9

## LEADER OF THE 300s

**QB Joe Flacco** has passed for a Ravens' record 300 yards eight times (tied) during his career, including in four games in 2011.

### 300-YARD PASSING GAMES (Ravens Single Seasons)

1.	V. Testaverde (1996)	.. 5
2.	Joe Flacco (2011)	... 4
3.	Joe Flacco (2009)	.... 3

### 300-YARD PASSING GAMES (Ravens History)

1.	Joe Flacco (2008-12)	... 8
	V. Testaverde (1996-97)	.. 8
3.	Three other players	.... 2

# OFFENSIVE PLAYER NOTES

## RICE RANKS No. 1



Two-time Pro Bowl RB **Ray Rice** posted a career-best and an NFL-high 2,068 yards from scrimmage in 2011, also adding a Ravens-record 15 total TDs (12 rushing and 3 receiving). Rice's 1,364 rushing yards ranked second in the NFL, while his 2,068 total yards marked the second time (2009: 2,041) that he's surpassed the 2K scrimmage yards milestone during his career.

### NFL NET YARDS FROM SCRIMMAGE (2011 Season)

Rk.	Player	Yards	---Rush---		---Pass---	
			Att-Yds	TD	Rec-Yds	TD
1.	<b>Ray Rice</b>	<b>2,068</b>	<b>291-1,364</b>	<b>12</b>	<b>76-704</b>	<b>3</b>
2.	M. Jones-Drew	1,980	343-1,606	8	43-374	3
3.	Arian Foster	1,841	278-1,224	10	53-617	2

### NFL RUSHING YARDS LEADERS (2011 Season)

Rk.	Player	Att.	Yards	Avg.	LG	TDs
1.	Maurice Jones-Drew	343	1,606	4.7	56	8
2.	<b>Ray Rice</b>	<b>291</b>	<b>1,364</b>	<b>4.7</b>	<b>70t</b>	<b>12</b>
3.	Michael Turner	301	1,340	4.5	81t	11

## RICE & FAULK: NFL ELITE

In 2011, Pro Bowl RB **Ray Rice** became just the second player in NFL history to post multiple 1,000-yard rushing/700-yard receiving seasons (also in 2009), joining Hall of Famer Marshall Faulk, who did it an impressive four times (1998-2001).

## RB RECEIVING RECORDS

RB **Ray Rice** is the Ravens' all-time receiving leader by a RB (253 for 2,260) and has 6 of the top 10 receiving days by a RB in team history. In 2011, he had a team-high 76 catches for a career-high 704 yards.

### RECEIVING YARDS BY A RUNNING BACK (Ravens Single-Game History)

Rk.	Player	Game/Date	Yards	Rec.	Avg.
1.	<b>Ray Rice</b>	<b>10/18/09 at Min.</b>	<b>117</b>	<b>10</b>	<b>11.7</b>
2.	Jamal Lewis	12/08/02 vs. NO	108	4	27.0
3.	Priest Holmes	10/11/98 vs. Ten.	98	13	7.5
4.	<b>Ray Rice</b>	<b>11/7/10 vs. Mia.</b>	<b>97</b>	<b>7</b>	<b>13.9</b>
5.	Earnest Byner	10/27/96 vs. STL	96	6	16.0
6.	<b>Ray Rice</b>	<b>11/8/09 at Cin.</b>	<b>87</b>	<b>8</b>	<b>10.9</b>
7.	<b>Ray Rice</b>	<b>9/25/11 at STL</b>	<b>83</b>	<b>5</b>	<b>16.6</b>
8.	<b>Ray Rice</b>	<b>12/19/10 vs. NO</b>	<b>80</b>	<b>5</b>	<b>16.0</b>
9.	<b>Ray Rice</b>	<b>10/11/09 vs. Cin.</b>	<b>74</b>	<b>7</b>	<b>10.6</b>
10.	Bam Morris	11/10/96 at Jax.	73	3	24.3

## TD PASS BY A BACK

In 2011's Week 10 game at Seattle, RB **Ray Rice** threw the second-ever Ravens TD pass by a non-QB, finding TE **Ed Dickson** for a 1-yard score. The last was on 11/30/08 (at Cin.) when WR Mark Clayton hit Derrick Mason (32 yards).

## RAVENS ALL-TIME RUSHING

Rk.	Player	Att.	Yards	Avg.	LG	TDs
1.	Jamal Lewis	1,822	7,801	4.3	82t	45
2.	<b>Ray Rice</b>	<b>969</b>	<b>4,445</b>	<b>4.6</b>	<b>70t</b>	<b>26</b>
3.	Willis McGahee	673	2,802	4.2	77t	31

## HUNDREDS ALL AROUND

RB **Ray Rice** has compiled 33 games with at least 100 total yards from scrimmage during his career, including 31 since he became a full-time starter and earned his first Pro Bowl honors in 2009. Rice's 31 games dating back to the '09 campaign rank as the NFL's most.

### GAMES W/ 100+ TOTAL YARDS FROM SCRIMMAGE (Since 2009)

Rk.	Player (Team)	100-Yard Games
1.	<b>Ray Rice (Bal.)</b>	<b>31</b>
2.	Maurice Jones-Drew (Jax.)	29
3.	Steven Jackson (STL)	27
	Chris Johnson (Ten.)	27

### RAY RICE'S TOP THREE YARDS FROM SCRIMMAGE (Since Career Began in 2008)

Rk.	Date/Opp.	Total Yards	---Rush---	---Pass---		
			Att-Yds	TD	Rec-Yds	TD
1.	12/19/10 vs. NO	233	31-153	1	5-80	1
2.	12/13/09 vs. Det.	219	13-166	1	4-53	0
3.	12/4/11 at Cle.	214	29-204	1	2-10	0

## TOP RB TARGET

RB **Ray Rice** leads the NFL in receptions and receiving yards by a running back since he entered the league in 2008, amassing 253 catches for 2,260 yards. Rice owns an NFL-best (by a RB) 73 catches on third down during this time, earning 33 first downs (second only to Darren Sproles' 35 first downs on 69 third-down catches).

### NFL RECEPTIONS BY A RB (Since 2008)

1. **Ray Rice (Bal.)** . . . . . **253**
2. Matt Forte (Chi.) . . . 226
3. Darren Sproles (NO) . . 224

### NFL RECEIVING YARDS BY A RB (Since 2008)

1. **Ray Rice (Bal.)** . . . . . **2,260**
2. Darren Sproles (NO) . . .2,104
3. Matt Forte (Chi.) . . . .2,025

## THE MOST SINCE '09

RB **Ray Rice** has piled up a staggering 5,978 yards from scrimmage since 2009, ranking as the NFL's most during this span. Rice has averaged 122.0 scrimmage yards per game, also posting a 5.5 yards-per-touch average (that mark ties Arian Foster for tops among NFL running backs).

## 1,000/700 CLUB

RB **Ray Rice** and Marshall Faulk are the only players in NFL history to post multiple 1,000-yard rushing/700-yard receiving seasons.

### PLAYERS WITH 1,000 RUSHING & 700 RECEIVING YARDS (Single-Season NFL History)

Player (Year)	Rushing Yards	Receiving Yards
Marcus Allen (1984)	1,168	758
William Andrews (1981)	1,301	735
Roger Craig (1985)	1,050	1,016
Marshall Faulk (2001)	1,382	765
Marshall Faulk (2000)	1,359	830
Marshall Faulk (1999)	1,381	1,048
Marshall Faulk (1998)	1,319	908
Steven Jackson (2006)	1,528	806
<b>Ray Rice (2011)</b>	<b>1,364</b>	<b>704</b>
<b>Ray Rice (2009)</b>	<b>1,339</b>	<b>702</b>
LaDainian Tomlinson (2003)	1,645	725
Brian Westbrook (2007)	1,333	771



# OFFENSIVE PLAYER NOTES

## TORREY TORE IT UP



In 2011's Week 11 game vs. Cincy, **WR Torrey Smith** set a Ravens' single-season and single-game record for receiving yards by a rookie, totaling a career-high 165 yards on 6 catches (27.5 avg.). In 2011, he had 50 catches for 841 yards and a Ravens' rookie-record 7 TDs. Impressively, the second-round pick owns two of the top five receiving days in team history.

### Smith Quick Hits:

- During the '11 campaign, Smith ranked 13th in the NFL with a stout 16.8 yards-per-catch avg.
- Smith's 26-yard TD catch with 8 seconds remaining in Week 9 at Pit. capped a 92-yard drive and sealed the Ravens' 23-20 win.

### MOST RECEIVING YARDS (RAVENS SINGLE-GAME HISTORY)

Yds.	Player/Game (Catches)
258	Qadry Ismail @ Pit., 12/12/99 (6 rec.)
198	Derrick Alexander vs. Pit., 12/1/96 (7 rec.)
<b>165</b>	<b>Torrey Smith vs. Cin., 11/20/11 (6 rec.)</b>
164	Mark Clayton @ Cin., 11/30/08 (5 rec.)
<b>152</b>	<b>Torrey Smith at STL, 9/25/11 (5 rec.)</b>

- Impressively, 5 of his 7 TD receptions in 2011 covered at least 25 yards (74, 41, 38, 36, 26, 18 and 8 yards), and he averaged a sensational 34.4 yards-per-TD catch.

- Smith owns the Ravens' single-season (841) and single-game (165 vs. Cin. in Week 11) records for receiving yards by a rookie.

- Never before has a Ravens' wideout registered dual 150-yard receiving games in a season (165 vs. Cin. and 152 at STL).

- Smith also posted the top two receiving yards performances by a rookie in the NFL in 2011, while his 841 receiving yards ranked third among rookies (A.J. Green: 1,057 and Julio Jones: 959).

- In Week 11, Smith joined Ken Burrow (2 in 1971) and Randy Moss (3 in 1998) as the only rookies in NFL history to have multiple games with at least 150 receiving yards and a TD catch.

- In week 15 at SD, Smith broke RB Jamal Lewis' Ravens rookie record for TDs in a season when he posted his 7th score of 2011.

## SMITH STRONG AS ROOKIE

**WR Torrey Smith** (2011 second-round pick) ranked No. 3 in the NFL in receiving yards by a rookie last season, posting Ravens rookie records in catches (50), receiving yards (841) and TDs (7).

### NFL ROOKIE RECEIVING YARDS LEADERS (2011 Season)

Rk.	Player (Team)	Yards	Rec.	Avg.	LG	TD
1.	A.J. Green (Cin.)	1,057	65	16.3	58	7
2.	Julio Jones (Atl.)	959	54	17.8	80t	8
3.	<b>Torrey Smith (Bal.)</b>	<b>841</b>	<b>50</b>	<b>16.8</b>	<b>74t</b>	<b>7</b>

## "O" NUMBERS TO RAVE ABOUT

### 52

Yards **QB Joe Flacco** and **WR Torrey Smith** connected on for the Ravens' first play of the 2012 campaign. The pass/catch marks the longest play to begin a season in Ravens team history.

### 73

A career-high receiving yards by **TE Dennis Pitta** in the Week 1 win over Cincy last Monday. Pitta had 5 catches on the night and nabbed a 10-yard TD pass, also posting 4 first downs.

## BOASTIN' ABOUT BOLDIN



Three-time Pro Bowl **WR Anquan Boldin** has 711 career catches for 9,307 yards and 55 TDs, producing 73.9 receiving yards per game, which ranks fourth best among active players. With 887 yards in 14 games in 2011 (on 57 catches), he averaged a career-best 15.6 yards per catch and registered the eighth 800-yard season of his career. Last week in the season-opening win over Cincinnati, Boldin reeled in 4 catches for 63 yards and 1 TD, a 34-yarder to put the Ravens up 17-3.

### RECEIVING YARDS PER GAME (Active Players / Min. 50 Games)

Rk.	Player	GP	Rec.	Yards	TDs	YPG
1.	Andre Johnson	123	714	9,775	53	79.5
2.	Calvin Johnson	77	372	5,983	49	77.7
3.	Larry Fitzgerald	125	697	9,678	73	77.4
4.	<b>Anquan Boldin</b>	<b>126</b>	<b>711</b>	<b>9,307</b>	<b>55</b>	<b>73.9</b>
5.	Randy Moss	203	958	14,905	154	73.4

### Boldin Quick Hits:

- With 145 yards on 7 catches vs. Arizona on 10/30/11, Boldin owns 32 career 100-yard receiving games, including five as a Raven (two in 2011).

- Boldin led the Ravens with 887 receiving yards on 57 catches in 2011.

## FASTEST TO 400, 500 & 600

**WR Anquan Boldin** is the fastest player in NFL history to reach 400, 500 and 600 catches. In 2011's Week 13 at Cleveland, he (123 games) hit the 700 milestone, becoming the third fastest (Marvin Harrison - 114 and Andre Johnson - 120) to hit the coveted mark.

### FASTEST TO REACH 600 RECEPTIONS / NFL HISTORY

Player	Team With	No. of Games
<b>Anquan Boldin</b>	<b>Baltimore</b>	<b>98</b>
Marvin Harrison	Indianapolis	102
Andre Johnson	Houston	104
Larry Fitzgerald	Arizona	106

FASTEST TO 400		FASTEST TO 500		FASTEST TO 600	
Player	Gm	Player	Gm	Player	Gm
Anquan Boldin	67	Anquan Boldin	80	Anquan Boldin	98
Kellen Winslow Sr.	72	Larry Fitzgerald	87	Marvin Harrison	102

## TERRIFIC TE DUO


Ravens TEs **Ed Dickson** and **Dennis Pitta** have quickly become one of the NFL's top receiving-TE duos. Dickson (54-528-5) and Pitta (40-405-3) combined for 94 catches to produce 933 yards and 8 TDs in 2011. In addition, only one other TE duo in the NFL (New England) finished the year with 40 receptions each last season.

### NFL'S TOP TIGHT END RECEIVING DUOS (2011 Season / Min. 30 Catches Each)

Rk.	Players (Team)	Rec-Yds
1.	Rob Gronkowski (90) & Aaron Hernandez (79) (NE)	169-2,237
2.	<b>Ed Dickson (54) &amp; Dennis Pitta (40) (Bal.)</b>	<b>94-933</b>
	Antonio Gates (64) & Randy McMichael (30) (SD)	94-1,049

# SPECIAL TEAMS PLAYER NOTES

## SOARING WITH SAM



**P Sam Koch**, a 2010 Pro Bowl alternate, owns a 44.2 career gross average and 38.2 career net average, both marks that rank first in Ravens history. In 2011, Koch posted a career-high and Ravens franchise-record 46.5 gross average, breaking his previous mark of 45.0 (2008 season).

### CAREER GROSS PUNTING AVG. (Ravens History)

Rk.	Player	Avg.
1.	Sam Koch	44.2
2.	Greg Montgomery	43.2
3.	Dave Zastudil	41.6

### CAREER NET PUNTING AVG. (Ravens History)

Rk.	Player	Avg.
1.	Sam Koch	38.2
2.	Greg Montgomery	37.2
3.	Kyle Richardson	35.4

## PINNING 'EM DEEP

**P Sam Koch** is the Ravens' all-time leader in punts inside the 20 (currently has 171 during his career). In 2010, he posted 39 boots inside the 20, which were the NFL's second most and tied for sixth best all time in league history.

### PUNTS INSIDE THE 20 (Ravens History)

Rk.	Player	In 20
1.	Sam Koch	171
2.	Kyle Richardson	128
3.	Dave Zastudil	89

### PUNTS INSIDE THE 20 (2010 NFL Season)

Rk.	Player	In 20
1.	Steve Weatherford	42
2.	Sam Koch	39
3.	Andy Lee	34

### Koch Quick Hits:

- In 2011, Koch placed 21 punts inside the 20 while averaging a career-high 46.5 yards per boot, which ranked 10th in the NFL.
- In 2010, Koch (39) tied (Kyle Richardson, 1999) for the most single-season punts inside the 20 in Ravens history.


## KOCH AMONG THE BEST

Since entering the NFL in 2006, **P Sam Koch's** 171 punts inside the 20 rank fourth in the league.

### NFL PUNTS INSIDE THE 20 (Since 2006)

Rk.	Player	In 20
1.	Dustin Colquitt (KC)	179
2.	Brad Maynard (FA)	173
3.	Andy Lee (SF)	172
4.	Sam Koch (Bal.)	171
5.	Chris Kluwe (Min.)	164

## JACOBY'S JAUNTS



Since entering the NFL in 2007, **WR/RS Jacoby Jones** has registered the NFL's second-most PR yards (1,829 on 180 returns). Jones has returned 3 punts for TDs during this time and posted a 10.2-yard average. He also owns 7 punt returns of 50-or-more yards, including three 70-plus-yarders that produced TDs.

### NFL PUNT RETURN YARDS (Since 2007)

Rk.	Player	PR	Yards	Avg.	Long	TD
1.	Devin Hester	160	2,077	13.0	89t	9
2.	Jacoby Jones	180	1,829	10.2	79t	3
3.	Joshua Cribbs	156	1,719	11.0	84t	3
4.	Leon Washington	116	1,271	11.0	84	0

## KICKER TUCK



Rookie free agent **K Justin Tucker** earned the starting kicking job after a close training camp battle with veteran Billy Cundiff. A versatile performer who kicked in a variety of roles during his four seasons at Texas, he handled kickoffs in 52 games, punting duties in 41 contests and placekicking efforts in 25 games.

At Texas, Tucker kicked off 328 times for an average of 63.3 yards per kickoff, posting 64 TBs. He also registered 191 career points, connecting on 40 of 48 FGAs (83.3%) and all 71 PATs. His 83.3% FG mark is tied for third best all time at Texas.

### TUCKER'S COLLEGIATE PLACEKICKING STATISTICS (Texas: 2010-11)

Year	1-19	20-29	30-39	40-49	50+	Total	Pct.	LG	PAT	Pts
2010	0-0	12-12	5-6	5-7	1-2	23-27	85.2	51	27-27	96
2011	0-0	6-6	6-9	4-4	1-2	17-21	80.9	52	44-44	95
Career	0-0	18-18	11-15	9-11	2-4	40-48	83.8	52	71-71	191

## TUCKER BY THE NUMBERS

**3**

Field goals **K Justin Tucker** made on 3 attempts (100%) in Week 1's win over Cincinnati, connecting from 46, 40 and 39 yards.

**8**

Special teams tackles by Tucker during his senior season at Texas, tied with two other players for the team lead.

**40**

Field goals made on 48 attempts during his collegiate career at Texas (83.8%), including 17 of 21 as a senior in 2011.

**50, 53**

Longest field goals made by Tucker during the 2012 preseason.

## A STEADY RETURN

Since the arrival of head coach **John Harbaugh** in 2008, the Ravens have averaged 24.0 yards per kickoff return, a mark that ranks seventh best in the NFL and second (NYJ) in the AFC.

### NFL KICKOFF RETURN AVERAGE (Since 2008)

Rk.	Team	KOR	Yards	Avg.	Long	TD
1.	Atlanta	187	4,640	24.8	102t	1
2.	NY Jets	231	5,726	24.8	107t	5
3.	Tampa Bay	228	5,581	24.5	97t	3
4.	New Orleans	216	5,284	24.5	97t	1
5.	Chicago	275	6,702	24.4	102t	3
6.	Seattle	251	6,097	24.3	101t	3
7.	Baltimore	210	5,046	24.0	103t	2

## PRO BOWL SPECIAL TEAMERS

This offseason, the Ravens signed **CB Corey Graham**, who earned special teams Pro Bowl honors with Chicago during the 2011 campaign. In addition to Graham, the Ravens also boast another Pro Bowl special teamer in **LB Brendon Ayanbadejo**, who has made three trips to the NFL's All-Star game. Ayanbadejo (173) and Graham (105) have combined to post 278 special teams tackles during their careers.



# RAVENS IN OUR COMMUNITY

## RAVENS PURPLE FRIDAY CARAVAN

To kick off the regular season, the Ravens' cheerleaders, mascot Poe, Baltimore's Marching Ravens and staff members traveled around town to promote the team and get fans excited about the season. The group set out traveling in a large tour bus and made stops throughout the Baltimore region to celebrate the first Purple Friday of the season (Sept. 7). Two of the caravan's stops included Baltimore County's Carney Elementary School and Pleasant Plains Elementary School. Students and teachers were encouraged to wear purple to show their support for the Ravens. A highlight video of last season's big plays aired while the students and staff waited for the Ravens' pep rally to start. Carney Elementary School vice principal Barbie Roemer said that it was a surprise for all of the students and, "They all had an amazing time." After visiting the schools, the caravan went on to its other stops, which included Giant Supermarket in Parkville, Smyth Jewelers in Timonium and M&T Bank branches in White Marsh and Owings Mills. The caravan started at 7 a.m. Friday and ended at 11 p.m.



## RAY LEWIS SCHOOL SUPPLY GIVEAWAY

On Sept. 4, **LB Ray Lewis** held a school supply giveaway with the help of Wal-Mart and the Ray Lewis Foundation. The giveaway provided backpacks full of school supplies to over 200 students at the Empowerment Academy Elementary and Middle School in Baltimore City. The school held an assembly to kick off the academic year, in which Lewis was the surprise special guest. Principal Carolyn Smith said the event was the perfect way to start the school year, adding that, "Academics is our top priority here, and I am truly grateful for this event." Lewis, a player who has made helping the Baltimore community a priority for many years, stated: "When there are so many families that are struggling to make ends meet, it puts an extra emphasis on community support."



ILB Ray Lewis





# ALPHABETICAL ROSTER

Updated Sept. 11, 2012

No.	Name	Pos.	Ht.	Wt.	Birthdate	Exp.	College	Hometown
35	Allen, Anthony	RB	6-1	223	8/6/88	2	Georgia Tech	Tampa, FL
51	Ayanbadejo, Brendon	LB	6-1	225	9/7/76	10	UCLA	Santa Cruz, CA
86	Bajema, Billy	TE	6-4	259	10/31/82	8	Oklahoma State	Oklahoma City, OK
77	Birk, Matt	C	6-4	310	7/23/76	15	Harvard	St. Paul, MN
81	Boldin, Anquan	WR	6-1	220	10/3/80	10	Florida State	Pahokee, FL
23	Brown, Chykie	CB	5-11	190	12/26/86	2	Texas	Houston, TX
62	Cody, Terrence	NT	6-4	341	6/28/88	3	Alabama	Fort Myers, FL
37	Considine, Sean	S	6-0	212	12/17/82	8	Iowa	Byron, IL
46	Cox, Morgan	LS	6-4	241	4/26/86	3	Tennessee	Collierville, TN
84	Dickson, Ed	TE	6-4	255	7/25/87	3	Oregon	Bellflower, CA
17	Doss, Tandon	WR	6-2	207	9/22/89	2	Indiana	Indianapolis, IN
59	Ellerbe, Dannel	ILB	6-1	240	11/29/85	4	Georgia	Hamlet, NC
5	Flacco, Joe	QB	6-6	245	1/16/85	5	Delaware	Audubon, NJ
66	Gradkowski, Gino	G/C	6-3	300	11/5/88	R	Delaware	Pittsburgh, PA
24	Graham, Corey	CB	6-0	196	7/25/85	6	New Hampshire	Buffalo, NY
95	Hall, Bryan	DT	6-0	291	9/12/88	1	Arkansas State	Paducah, KY
70	Harewood, Ramon	T	6-6	334	2/3/87	3	Morehouse	St. Michael, Barbados
32	Ihedigbo, James	S	6-1	214	12/3/83	5	Massachusetts	Amherst, MA
25	Jackson, Asa	CB/RS	5-10	190	12/2/89	R	Cal Poly	Sacramento, CA
97	Jones, Arthur	DE	6-3	315	6/3/86	3	Syracuse	Endicott, NY
12	Jones, Jacoby	WR/RS	6-2	220	7/11/84	6	Lane	New Orleans, LA
96	Kemoeatu, Ma'ake	NT	6-5	345	1/10/79	10	Utah	Tonga
94	Kindle, Sergio	OLB	6-3	250	9/20/87	2	Texas	Dallas, TX
4	Koch, Sam	P	6-1	218	8/13/82	7	Nebraska	Seward, NE
99	Kruger, Paul	OLB	6-4	270	2/15/86	4	Utah	Orem, UT
44	Leach, Vonta	FB	6-0	260	11/6/81	9	East Carolina	Rowland, NC
52	Lewis, Ray	ILB	6-1	240	5/15/75	17	Miami	Lakeland, FL
53	McClain, Jameel	ILB	6-1	245	7/25/85	5	Syracuse	Philadelphia, PA
50	McClellan, Albert	LB	6-2	245	6/4/86	2	Marshall	Lakeland, FL
78	McKinnie, Bryant	T	6-8	354	9/23/79	11	Miami	Woodbury, NJ
90	McPhee, Pernel	DE	6-3	280	12/17/88	2	Mississippi State	Pahokee, FL
92	Ngata, Haloti	DT	6-4	340	1/21/84	7	Oregon	Salt Lake City, UT
74	Oher, Michael	T	6-4	315	5/28/86	4	Mississippi	Memphis, TN
72	Osemele, Kelechi	G/T	6-5	335	6/24/89	R	Iowa State	Houston, TX
30	Pierce, Bernard	RB	6-0	218	5/10/90	R	Temple	Concordville, PA
88	Pitta, Dennis	TE	6-4	245	6/29/85	3	BYU	Moorpark, CA
31	Pollard, Bernard	S	6-1	225	12/23/84	7	Purdue	Fort Wayne, IN
20	Reed, Ed	S	5-11	205	9/11/78	11	Miami	St. Rose, LA
76	Reid, Jah	T	6-7	340	7/21/88	2	Central Florida	Haines City, FL
27	Rice, Ray	RB	5-8	212	1/22/87	5	Rutgers	New Rochelle, NY
22	Smith, Jimmy	CB	6-2	205	7/26/88	2	Colorado	Colton, CA
82	Smith, Torrey	WR	6-0	205	1/26/89	2	Maryland	Falmouth, VA
2	Taylor, Tyrod	QB	6-1	215	8/3/89	2	Virginia Tech	Hampton, VA
33	Thompson, Christian	S	6-0	211	6/14/90	R	South Carolina St.	North Lauderdale, FL
83	Thompson, Deonte	WR	6-0	203	2/14/89	R	Florida	Belle Glades, FL
9	Tucker, Justin	K	6-0	180	11/21/89	R	Texas	Austin, TX
93	Tyson, DeAngelo	DE	6-2	310	4/12/89	R	Georgia	Statesboro, GA
91	Upshaw, Courtney	OLB	6-2	272	12/13/89	R	Alabama	Eufaula, AL
21	Webb, Lardarius	CB/RS	5-10	182	10/12/85	4	Nicholls State	Opelika, AL
63	Williams, Bobbie	G	6-4	345	9/25/76	13	Arkansas	Jefferson, TX
29	Williams, Cary	CB	6-1	190	12/23/84	5	Washburn	Hollywood, FL
15	Williams, LaQuan	WR	6-0	195	6/27/88	2	Maryland	Baltimore, MD
73	Yanda, Marshal	G/T	6-3	315	9/15/84	6	Iowa	Anamosa, IA

## Practice Squad

38	Brown, Omar	S	5-11	195	6/6/88	R	Marshall	Moncks Corner, SC
56	Bynes, Josh	LB	6-1	240	8/24/89	1	Auburn	Lauderdale Lakes, FL
69	Cornell, Jack	G/T	6-6	320	6/4/89	R	Illinois	Quincy, IL
10	Dixon, Dennis	QB	6-3	209	1/11/85	4	Oregon	San Leandro, CA
42	Hamilton, Adrian	LB	6-3	251	11/29/87	R	Prairie View A&M	Dallas, TX
41	Levine, Anthony	DB	5-11	203	3/27/87	1	Tennessee State	Winston Salem, NC
60	McClain, Antoine	G	6-5	336	12/6/89	R	Clemson	Anniston, AL

## Physically Unable to Perform (PUP)

16	Reed, David (knee)	WR/RS	6-0	190	3/22/87	3	Utah	New Britain, CT
55	Suggs, Terrell (Achilles)	OLB	6-3	260	10/11/82	10	Arizona State	Chandler, AZ

## Injured Reserve

28	Berry, Damien (neck/shoulder)	RB	5-10	223	10/21/88	1	Miami	Belle Glade, FL
47	Brown, Ricky (head)	LB	6-2	235	12/27/83	7	Boston College	Cincinnati, OH
26	Cook, Emanuel (leg)	S	5-10	200	1/20/88	3	South Carolina	Riviera Beach, FL
58	McAdoo, Michael (Achilles)	OLB	6-7	245	7/9/90	2	North Carolina	Antioch, TN
98	McBean, Ryan (ankle)	DT	6-5	305	4/23/84	5	Oklahoma State	Eufess, TX
11	Streeter, Tommy (foot)	WR	6-5	220	10/7/89	R	Miami	Miami, FL

# NUMERICAL ROSTER

Updated Sept. 11, 2012

No.	Name	Pos.	Ht.	Wt.	Birthdate	Exp.	College	How Acq.	----- 2012 Games -----			
									P	S	DNP	INA
2	Tyrod Taylor	QB	6-1	215	8/3/89	2	Virginia Tech	D6 '11	1	0	0	0
4	Sam Koch	P	6-1	218	8/13/82	7	Nebraska	D6a '06	1	0	0	0
5	Joe Flacco	QB	6-6	245	1/16/85	5	Delaware	D1 '08	1	1	0	0
9	Justin Tucker	K	6-0	180	11/21/89	R	Texas	FA '12	1	0	0	0
12	Jacoby Jones	WR/RS	6-2	220	7/11/84	6	Lane	FA '12	1	1	0	0
15	LaQuan Williams	WR	6-0	195	6/27/88	2	Maryland	FA '11	0	0	0	1
17	Tandon Doss	WR	6-2	207	9/22/89	2	Indiana	D4 '11	1	0	0	0
20	Ed Reed	S	5-11	205	9/11/78	11	Miami	D1 '02	1	1	0	0
21	Lardarius Webb	CB/RS	5-10	182	10/12/85	4	Nicholls State	D3 '09	1	1	0	0
22	Jimmy Smith	CB	6-2	205	7/26/88	2	Colorado	D1 '11	1	0	0	0
23	Chykie Brown	CB	5-11	190	12/26/86	2	Texas	D5a '11	1	0	0	0
24	Corey Graham	CB	6-0	196	7/25/85	6	New Hampshire	UFA (CHI) '12	1	0	0	0
25	Asa Jackson	CB/RS	5-10	190	12/2/89	R	Cal Poly	D5 '12	0	0	0	1
27	Ray Rice	RB	5-8	212	1/22/87	5	Rutgers	D2 '08	1	1	0	0
29	Cary Williams	CB	6-1	190	12/23/84	5	Washburn	FA '09	1	1	0	0
30	Bernard Pierce	RB	6-0	218	5/10/90	R	Temple	D3 '12	1	0	0	0
31	Bernard Pollard	S	6-1	225	12/23/84	7	Purdue	UFA (HOU) '11	1	1	0	0
32	James Ihedigbo	S	6-1	214	12/3/83	5	Massachusetts	FA '12	1	0	0	0
33	Christian Thompson	S	6-0	211	6/14/90	R	South Carolina St.	D4b '12	1	0	0	0
35	Anthony Allen	RB	6-1	223	8/6/88	2	Georgia Tech	D7 '11	1	0	0	0
37	Sean Considine	S	6-0	212	12/17/82	8	Iowa	UFA (ARI) '12	1	0	0	0
44	Vonta Leach	FB	6-0	260	11/6/81	9	East Carolina	UFA (HOU) '11	1	0	0	0
46	Morgan Cox	LS	6-4	241	4/26/86	3	Tennessee	FA '10	1	0	0	0
50	Albert McClellan	LB	6-2	245	6/4/86	2	Marshall	FA '10	1	1	0	0
51	Brendon Ayanbadejo	LB	6-1	225	9/6/76	10	UCLA	UFA (CHI) '08	1	0	0	0
52	Ray Lewis	ILB	6-1	240	5/15/75	17	Miami	D1b '96	1	1	0	0
53	Jameel McClain	ILB	6-1	245	7/25/85	5	Syracuse	FA '08	1	1	0	0
59	Dannell Ellerbe	ILB	6-1	240	11/29/85	4	Georgia	FA '09	1	0	0	0
62	Terrence Cody	NT	6-4	341	6/28/88	3	Alabama	D2b '10	1	0	0	0
63	Bobbie Williams	G	6-4	345	9/25/76	13	Arkansas	FA '12	1	0	0	0
66	Gino Gradkowski	G/C	6-3	300	11/5/88	R	Delaware	D4a '12	1	0	0	0
70	Ramon Harewood	T	6-6	334	2/3/87	3	Morehouse	D6 '10	1	1	0	0
72	Kelechi Osemele	G/T	6-5	335	6/24/89	R	Iowa State	D2b '12	1	1	0	0
73	Marshal Yanda	G/T	6-3	315	9/15/84	6	Iowa	D3b '07	1	1	0	0
74	Michael Oher	T	6-4	315	5/28/86	4	Mississippi	D1 '09	1	1	0	0
76	Jah Reid	T	6-7	340	7/21/88	2	Central Florida	D3 '11	0	0	0	1
77	Matt Birk	C	6-4	310	7/23/76	15	Harvard	UFA (MIN) '09	1	1	0	0
78	Bryant McKinnie	T	6-8	354	9/23/79	11	Miami	FA '11	1	0	0	0
81	Anquan Boldin	WR	6-1	220	10/3/80	10	Florida State	TR (ARI) '10	1	1	0	0
82	Torrey Smith	WR	6-0	205	1/26/89	2	Maryland	D2 '11	1	1	0	0
83	Deonte Thompson	WR	6-0	203	2/14/89	R	Florida	FA '12	1	0	0	0
84	Ed Dickson	TE	6-4	255	7/25/87	3	Oregon	D3 '10	1	0	0	0
86	Billy Bajema	TE	6-4	259	10/31/82	8	Oklahoma State	UFA (STL) '12	0	0	0	1
88	Dennis Pitta	TE	6-4	245	6/29/85	3	BYU	D4 '10	1	1	0	0
90	Pernell McPhee	DE	6-3	280	12/17/88	2	Mississippi State	D5b '11	1	1	0	0
91	Courtney Upshaw	OLB	6-2	272	12/13/89	R	Alabama	D2a '12	1	0	0	0
92	Haloti Ngata	DT	6-4	340	1/21/84	7	Oregon	D1 '06	1	1	0	0
93	DeAngelo Tyson	DE	6-2	310	4/12/89	R	Georgia	D7 '12	0	0	0	1
94	Sergio Kindle	OLB	6-3	250	9/20/87	2	Texas	D2a '10	0	0	0	1
95	Bryan Hall	DT	6-0	291	9/12/88	1	Arkansas State	FA '11	0	0	0	1
96	Ma'ake Kemoeatu	NT	6-5	345	1/10/79	10	Utah	FA '12	1	1	0	0
97	Arthur Jones	DE	6-3	315	6/3/86	3	Syracuse	D5b '10	1	0	0	0
99	Paul Kruger	OLB	6-4	270	2/15/86	4	Utah	D2 '09	1	1	0	0

## Practice Squad

10	Dennis Dixon	QB	6-3	209	1/11/85	4	Oregon	FA '12	0	0	0	0
38	Omar Brown	S	5-11	195	6/6/88	R	Marshall	FA '12	0	0	0	0
41	Anthony Levine	DB	5-11	203	3/27/87	1	Tennessee State	FA '12	0	0	0	0
42	Adrian Hamilton	LB	6-3	251	11/29/87	R	Prairie View A&M	FA '12	0	0	0	0
56	Josh Bynes	LB	6-1	240	8/24/89	1	Auburn	FA '11	0	0	0	0
60	Antoine McClain	G	6-5	336	12/6/89	R	Clemson	FA '12	0	0	0	0
69	Jack Cornell	G/T	6-6	320	6/4/89	R	Illinois	FA '12	0	0	0	0

## Physically Unable to Perform (PUP)

16	David Reed (knee)	WR/RS	6-0	190	3/22/87	3	Utah	D5a '10	0	0	0	0
55	Terrell Suggs (Achilles)	OLB	6-3	260	10/11/82	10	Arizona State	D1a '03	0	0	0	0

## Injured Reserve

11	Tommy Streeter (foot)	WR	6-5	220	10/7/89	R	Miami	D6 '12	0	0	0	0
26	Emanuel Cook (leg)	S	5-10	200	1/20/88	3	South Carolina	FA '11	0	0	0	0
28	Damien Berry (neck/shoulder)	RB	5-10	223	10/21/88	1	Miami	FA '11	0	0	0	0
47	Ricky Brown (head)	LB	6-2	235	12/27/83	7	Boston College	FA '12	0	0	0	0
58	Michael McAdoo (Achilles)	OLB	6-7	245	7/9/90	2	North Carolina	FA '11	0	0	0	0
98	Ryan McBean (ankle)	DT	6-5	305	4/23/84	5	Oklahoma State	FA '12	0	0	0	0

# POSITIONAL ROSTER

Updated Sept. 11, 2012

## QUARTERBACKS

2 Tyrod Taylor ..... QB  
5 Joe Flacco ..... QB

## WIDE RECEIVERS

12 Jacoby Jones ..... WR/RS  
15 LaQuan Williams ..... WR  
17 Tandon Doss ..... WR  
81 Anquan Boldin ..... WR  
82 Torrey Smith ..... WR  
83 Deonte Thompson ..... WR

## RUNNING BACKS

27 Ray Rice ..... RB  
30 Bernard Pierce ..... RB  
35 Anthony Allen ..... RB  
44 Vonta Leach ..... FB

## TIGHT ENDS

84 Ed Dickson ..... TE  
86 Billy Bajema ..... TE  
88 Dennis Pitta ..... TE

## OFFENSIVE LINE

63 Bobbie Williams ..... G  
66 Gino Gradkowski ..... G/C  
70 Ramon Harewood ..... T  
72 Kelechi Osemele ..... G/T  
73 Marshal Yanda ..... G/T  
74 Michael Oher ..... T  
76 Jah Reid ..... T  
77 Matt Birk ..... C  
78 Bryant McKinnie ..... T

## SECONDARY

20 Ed Reed ..... S  
21 Lardarius Webb ..... CB/RS  
22 Jimmy Smith ..... CB  
23 Chykie Brown ..... CB  
24 Corey Graham ..... CB  
25 Asa Jackson ..... CB/RS  
29 Cary Williams ..... CB  
31 Bernard Pollard ..... S  
32 James Ihedigbo ..... S  
33 Christian Thompson ..... S  
37 Sean Considine ..... S

## LINEBACKERS

50 Albert McClellan ..... LB  
51 Brendon Ayanbadejo ..... LB  
52 Ray Lewis ..... ILB  
53 Jameel McClain ..... ILB  
59 Dannell Ellerbe ..... ILB  
91 Courtney Upshaw ..... OLB  
94 Sergio Kindle ..... OLB  
99 Paul Kruger ..... OLB

## DEFENSIVE LINE

62 Terrence Cody ..... NT  
90 Pernell McPhee ..... DE  
92 Haloti Ngata ..... DT  
93 DeAngelo Tyson ..... DE  
95 Bryan Hall ..... DT  
96 Ma'ake Kemoeatu ..... NT  
97 Arthur Jones ..... DE

## SPECIALISTS

4 Sam Koch ..... P  
9 Justin Tucker ..... K  
46 Morgan Cox ..... LS

## PRACTICE SQUAD

10 Dennis Dixon ..... QB  
38 Omar Brown ..... S  
41 Anthony Levine ..... DB  
42 Adrian Hamilton ..... LB  
56 Josh Byner ..... LB  
60 Antoine McClain ..... G  
69 Jack Cornell ..... G/T

## PHYSICALLY UNABLE TO PERFORM (PUP)

16 David Reed (knee) ..... WR/RS  
55 Terrell Suggs (Achilles) ..... OLB

## RESERVE/INJURED

11 Tommy Streater (foot) ..... WR  
26 Emanuel Cook (leg) ..... S  
28 Damien Berry (neck/shoulder) ..... RB  
47 Ricky Brown (head) ..... LB  
58 Michael McAdoo (Achilles) ..... OLB  
98 Ryan McBean (ankle) ..... DT

# 2012 COACHING STAFF

**John Harbaugh** ..... Head Coach  
**Jerry Rosburg** ..... Assistant Head Coach/Special Teams Coordinator  
**Cam Cameron** ..... Offensive Coordinator  
**Dean Pees** ..... Defensive Coordinator  
**Teryl Austin** ..... Secondary  
**Juney Barnett** ..... Assistant Strength and Conditioning  
**Clarence Brooks** ..... Defensive Line  
**Jason Brooks** ..... Offensive Quality Control  
**Randy Brown** ..... Kicking Consultant  
**Jim Caldwell** ..... Quarterbacks  
**Wade Harman** ..... Tight Ends

**Chris Hewitt** ..... Assistant Special Teams  
**Jim Hostler** ..... Wide Receivers  
**Don Martindale** ..... Inside Linebackers  
**Andy Moeller** ..... Offensive Line  
**Ted Monachino** ..... Linebackers  
**Wilbert Montgomery** ..... Running Backs  
**Bob Rogucki** ..... Strength and Conditioning  
**Craig Ver Steeg** ..... Senior Offensive Assistant  
**Todd Washington** ..... Assistant Offensive Line  
**Matt Weiss** ..... Defensive Quality Control



# DEPTH CHART

Last updated Sept. 11 by Ravens PR staff.

## OFFENSE

<b>WR</b>	82	Torrey Smith (1/1)	12	Jacoby Jones (1/1)	<u>83</u>	<u>Deonte Thompson (1/0)</u>
<b>WR</b>	81	Anquan Boldin (1/1)	15	LaQuan Williams (0/0)	17	Tandon Doss (1/0)
<b>LT</b>	74	Michael Oher (1/1)	78	Bryant McKinnie (1/0)		
<b>LG</b>	70	Ramon Harewood (1/1)	63	Bobbie Williams (1/0)		
<b>C</b>	77	Matt Birk (1/1)	<u>66</u>	<u>Gino Gradkowski (1/0)</u>		
<b>RG</b>	73	Marshal Yanda (1/1)	76	Jah Reid (0/0)*		
<b>RT</b>	<u>72</u>	<u>Kelechi Osemele (1/1)</u>	76	Jah Reid (0/0)*		
<b>TE</b>	84	Ed Dickson (1/0)	88	Dennis Pitta (1/1)	86	Billy Bajema (0/0)
<b>QB</b>	5	Joe Flacco (1/1)	2	Tyrod Taylor (1/0)		
<b>FB</b>	44	Vonta Leach (1/0)				
<b>RB</b>	27	Ray Rice (1/1)	<u>30</u>	<u>Bernard Pierce (1/0)</u>	35	Anthony Allen (1/0)

## DEFENSE

<b>DT</b>	92	Haloti Ngata (1/1)	<u>95</u>	<u>Bryan Hall (0/0)</u>		
<b>NT</b>	96	Ma'ake Kemoeatu (1/1)	62	Terrence Cody (1/0)		
<b>DE</b>	90	Pernell McPhee (1/1)	97	Arthur Jones (1/0)	<u>93</u>	<u>DeAngelo Tyson (0/0)</u>
<b>Rush</b>	50	Albert McClellan (1/1)	<u>91</u>	<u>Courtney Upshaw (1/0)</u>		
<b>Will</b>	53	Jameel McClain (1/1)	51	Brendon Ayanbadejo (1/0)		
<b>Mike</b>	52	Ray Lewis (1/1)	59	Dannell Ellerbe (1/0)		
<b>Sam</b>	99	Paul Kruger (1/1)	94	Sergio Kindle (0/0)		
<b>LCB</b>	21	Lardarius Webb (1/1)	22	Jimmy Smith (1/0)	23	Chykie Brown (1/0)
<b>SS</b>	31	Bernard Pollard (1/1)	32	James Ihedigbo (1/0)	<u>33</u>	<u>Christian Thompson (1/0)</u>
<b>FS</b>	20	Ed Reed (1/1)	37	Sean Considine (1/0)		
<b>RCB</b>	29	Cary Williams (1/1)	24	Corey Graham (1/0)	<u>25</u>	<u>Asa Jackson (0/0)</u>

## SPECIAL TEAMS

<b>P</b>	4	Sam Koch (1/0)				
<b>K</b>	<u>9</u>	<u>Justin Tucker (1/0)</u>				
<b>H</b>	4	Sam Koch (1/0)				
<b>LS</b>	46	Morgan Cox (1/0)				
<b>KOR</b>	<u>83</u>	<u>Deonte Thompson (1/0)</u>	12	Jacoby Jones (1/1)	<u>25</u>	<u>Asa Jackson (0/0)</u> 35 Anthony Allen (1/0)
<b>PR</b>	12	Jacoby Jones (1/1)	21	Lardarius Webb (1/1)	<u>25</u>	<u>Asa Jackson (0/0)</u>

(2012 Games Played/Games Started)

Rookie and 1st-Year Players Underlined

\* Injured

## PRONUNCIATION GUIDE

**Brendon Ayanbadejo** (EYE-on-bah-day-joe); **Billy Bajema** (bah-juh-MUH); **Chykie Brown** (SHOCK-ee); **Dannell Ellerbe** (duh-NELL ELL-er-bee); **James Ihedigbo** (ee-HEAD-ee-bo); **Sam Koch** (Cook); **Asa Jackson** (ACE-uh); **Ma'ake Kemoeatu** (mah-AH-kay key-moy-AH-too); **Vonta Leach** (von-TAY); **Michael McAdoo** (MACK-ah-doo); **Pernell McPhee** (purr-NELL); **Haloti Ngata** (ha-LOW-tee NAH-tah); **Michael Oher** (Oar); **Kelechi Osemele** (kah-LETCH-ee oh-SEH-muh-lee); **Dennis Pitta** (PIT-uh); **Deonte Thompson** (dee-ON-tay); **Lardarius Webb** (lahr-DARE-ee-us); **Marshal Yanda** (YAWN-da)  
**COACHES: Ted Monachino** (mah-nah-KEY-no); **Bob Rogucki** (ruh-GUS-key); **Craig Ver Steeg** (ver-STEGG)

# HOW THE RAVENS ARE BUILT

## HOW ACQUIRED

YEAR	PLAYER	ACQ.
1996	LB Ray Lewis	D1b
2002	S Ed Reed	D1
2003	<i>OLB Terrell Suggs [PUP]</i>	D1a
2006	P Sam Koch DT Haloti Ngata	D6a D1
2007	G/T Marshal Yanda	D3b
2008	LB Brendon Ayanbadejo QB Joe Flacco LB Jameel McClain RB Ray Rice	UFA (Chi.) D1 RFA D2
2009	C Matt Birk LB Dannell Ellerbe OLB Paul Kruger T Michael Oher CB/RS Lardarius Webb CB Cary Williams	UFA (Min.) RFA D2 D1 D3 FA
2010	WR Anquan Boldin NT Terrence Cody LS Morgan Cox TE Ed Dickson T Ramon Harewood DE Arthur Jones OLB Sergio Kindle LB Albert McClellan TE Dennis Pitta <i>WR/RS David Reed [PUP]</i>	TR (Ari.) D2b RFA D3 D6 D5b D2a RFA D4 D5a
2011	<i>RB Damien Berry [IR]</i> CB Chykie Brown <i>S Emanuel Cook [IR]</i> WR Tandon Doss FB Vonta Leach DT Bryan Hall <i>OLB Michael McAdoo [IR]</i> T Bryant McKinnie DE Pernell McPhee S Bernard Pollard T Jah Reid CB Jimmy Smith WR Torrey Smith QB Tyrod Taylor RB Anthony Allen WR LaQuan Williams	RFA D5a FA D4 UFA (Hou.) RFA RFA FA D5b UFA (Hou.) D3 D1 D2 D6 D7 RFA
2012	TE Billy Bajema <i>LB Ricky Brown [IR]</i> S Sean Considine G/C Gino Gradkowski CB Corey Graham S James Ihedigbo CB/RS Asa Jackson WR/RS Jacoby Jones NT Ma'ake Kemoeatu <i>DT Ryan McBean [IR]</i> G/T Kelechi Osemele RB Bernard Pierce <i>WR Tommy Streater [IR]</i> S Christian Thompson WR Deonte Thompson K Justin Tucker DE DeAngelo Tyson OLB Courtney Upshaw G Bobbie Williams	UFA (STL) FA UFA (Ari.) D4a UFA (Chi.) FA D5 FA FA FA D2b D3 D6 D4b RFA RFA D7 D2a FA

## RAVENS BY DRAFT ROUND

1st ROUND (8)	TEAM	YEAR
LB Ray Lewis	Baltimore	1996 (26th)
T Bryant McKinnie	Minnesota	2002 (7th)
S Ed Reed	Baltimore	2002 (24th)
<i>OLB Terrell Suggs [PUP]</i>	Baltimore	2003 (10th)
DT Haloti Ngata	Baltimore	2006 (12th)
QB Joe Flacco	Baltimore	2008 (18th)
T Michael Oher	Baltimore	2009 (23rd)
CB Jimmy Smith	Baltimore	2010 (27th)
<b>2nd ROUND (10)</b>		
G Bobbie Williams	Philadelphia	2000
WR Anquan Boldin	Arizona	2003
S Bernard Pollard	Kansas City	2006
RB Ray Rice	Baltimore	2008
OLB Paul Kruger	Baltimore	2009
OLB Sergio Kindle	Baltimore	2010
NT Terrence Cody	Baltimore	2010
WR Torrey Smith	Baltimore	2011
OLB Courtney Upshaw	Baltimore	2012
G/T Kelechi Osemele	Baltimore	2012
<b>3rd ROUND (6)</b>		
WR/RS Jacoby Jones	Houston	2007
G/T Marshal Yanda	Baltimore	2007
CB/RS Lardarius Webb	Baltimore	2009
TE Ed Dickson	Baltimore	2010
T Jah Reid	Baltimore	2011
RB Bernard Pierce	Baltimore	2012
<b>4th ROUND (6)</b>		
S Sean Considine	Philadelphia	2005
<i>DT Ryan McBean [IR]</i>	Pittsburgh	2007
TE Dennis Pitta	Baltimore	2010
WR Tandon Doss	Baltimore	2011
G/C Gino Gradkowski	Baltimore	2012
S Christian Thompson	Baltimore	2012
<b>5th ROUND (6)</b>		
CB Corey Graham	Chicago	2007
<i>WR/RS David Reed [PUP]</i>	Baltimore	2010
DE Arthur Jones	Baltimore	2010
CB Chykie Brown	Baltimore	2011
DE Pernell McPhee	Baltimore	2011
CB/RS Asa Jackson	Baltimore	2012
<b>6th ROUND (5)</b>		
C Matt Birk	Minnesota	1998
P Sam Koch	Baltimore	2006
T Ramon Harewood	Baltimore	2010
QB Tyrod Taylor	Baltimore	2011
<i>WR Tommy Streater [IR]</i>	Baltimore	2012
<b>7th ROUND (4)</b>		
TE Billy Bajema	San Francisco	2005
CB Cary Williams	Tennessee	2008
RB Anthony Allen	Georgia Tech	2011
DE DeAngelo Tyson	Baltimore	2012
<b>UNDRAFTED (16)</b>		
LB Brendon Ayanbadejo	Atlanta	1999
NT Ma'ake Kemoeatu	Baltimore	2002
FB Vonta Leach	Green Bay	2004
<i>LB Ricky Brown [IR]</i>	Oakland	2006
S James Ihedigbo	New York Jets	2007
LB Jameel McClain	Baltimore	2008
<i>S Emanuel Cook [IR]</i>	New York Jets	2009
LB Dannell Ellerbe	Baltimore	2009
LS Morgan Cox	Baltimore	2010
LB Albert McClellan	Baltimore	2010
<i>RB Damien Berry [IR]</i>	Baltimore	2011
DT Bryan Hall	Baltimore	2011
<i>OLB Michael McAdoo [IR]</i>	Baltimore	2011
WR LaQuan Williams	Baltimore	2011
WR Deonte Thompson	Baltimore	2012
K Justin Tucker	Baltimore	2012

# 2012 RAVENS STATISTICS

WON 1, LOST 0

09/10	W 44-13	Cincinnati	71,064
09/16		at Philadelphia	
09/23		New England	
09/27		Cleveland	
10/07		at Kansas City	
10/14		Dallas	
10/21		at Houston	
11/04		at Cleveland	
11/11		Oakland	
11/18		at Pittsburgh	
11/25		at San Diego	
12/02		Pittsburgh	
12/09		at Washington	
12/16		Denver	
12/23		New York Giants	
12/30		at Cincinnati	

	Balt.	Opp.
<b>TOTAL FIRST DOWNS</b>	<b>26</b>	<b>20</b>
Rushing	8	9
Passing	15	10
Penalty	3	1
3rd Down: Made/Att	3/9	4/15
3rd Down Pct.	33.3	26.7
4th Down: Made/Att	1/1	2/3
4th Down Pct.	100.0	66.7
<b>POSSESSION AVG.</b>	<b>27:34</b>	<b>32:26</b>
<b>TOTAL NET YARDS</b>	<b>430</b>	<b>322</b>
Avg. Per Game	430.0	322.0
Total Plays	58	69
Avg. Per Play	7.4	4.7
<b>NET YARDS RUSHING</b>	<b>122</b>	<b>129</b>
Avg. Per Game	122.0	129.0
Total Rushes	23	28
<b>NET YARDS PASSING</b>	<b>308</b>	<b>193</b>
Avg. Per Game	308.0	193.0
Sacked/Yards Lost	3/21	4/28
Gross Yards	329	221
Att./Completions	32/23	37/22
Completion Pct.	71.9	59.5
Had Intercepted	0	1
<b>PUNTS/AVERAGE</b>	<b>2/43.5</b>	<b>4/45.8</b>
<b>NET PUNTING AVG.</b>	<b>2/34.0</b>	<b>4/41.3</b>
<b>PENALTIES/YARDS</b>	<b>6/50</b>	<b>3/41</b>
<b>FUMBLES/BALL LOST</b>	<b>1/0</b>	<b>2/1</b>
<b>TOUCHDOWNS</b>	<b>5</b>	<b>1</b>
Rushing	2	1
Passing	2	0
Returns	1	0

* SCORE BY PERIODS	Q1	Q2	Q3	Q4	OT	PTS		
TEAM	10	7	17	10	0	44		
OPPONENTS	0	10	3	0	0	13		
* SCORING	TD	Ru	Pa	Rt	K-PAT	FG	S	PTS
Tucker	0	0	0	0	5/5	3/3	0	14
Rice	2	2	0	0			0	12
Boldin	1	0	1	0			0	6
Pitta	1	0	1	0			0	6
E. Reed	1	0	0	1			0	6
TEAM	5	2	2	1	5/5	3/3	0	44
OPPONENTS	1	1	0	0	1/1	2/2	0	13

2-Pt Conv: TEAM 0-0, OPPONENTS 0-0

SACKS: Ngata 2, Lewis 1, McPhee 0.5,

Upshaw 0.5, TEAM 4, OPPONENTS 3

FUM/LOST: Flacco 1/0

* RUSHING	No.	Yds	Avg	Long	TD			
Rice	10	68	6.8	16	2			
Pierce	4	19	4.8	11	0			
Allen	4	13	3.3	7	0			
T. Smith	1	13	13.0	13	0			
Taylor	1	7	7.0	7	0			
Boldin	1	3	3.0	3	0			
Flacco	2	-1	-0.5	0	0			
TEAM	23	122	5.3	16	2			
OPPONENTS	28	129	4.6	14	1			
* RECEIVING	No.	Yds	Avg	Long	TD			
Pitta	5	73	14.6	25	1			
Boldin	4	63	15.8	34t	1			
J. Jones	3	46	15.3	25	0			
Rice	3	25	8.3	18	0			
Leach	3	18	6.0	10	0			
T. Smith	2	57	28.5	52	0			
Dickson	2	22	11.0	19	0			
D. Thompson	1	25	25.0	25	0			
TEAM	23	329	14.3	52	2			
OPPONENTS	22	221	10.0	27	0			
* INTERCEPTIONS	No.	Yds	Avg	Long	TD			
E. Reed	1	34	34.0	34t	1			
TEAM	1	34	34.0	34t	1			
OPPONENTS	0	0	---	---	0			
* PUNTING	No.	Yds	Avg	Net	TB	In	Lg	B
Koch	2	87	43.5	34.0	0	1	50	0
TEAM	2	87	43.5	34.0	0	1	50	0
OPPONENTS	4	183	45.8	41.3	0	1	57	0
* PUNT RETURNS	Ret	FC	Yds	Avg	Long	TD		
J. Jones	1	0	9	9.0	9	0		
Webb	1	1	9	9.0	9	0		
TEAM	2	1	18	9.0	9	0		
OPPONENTS	2	0	19	9.5	14	0		
* KICKOFF RETURNS	No.	Yds	Avg	Long	TD			
D. Thompson	4	88	22.0	27	0			
TEAM	4	88	22.0	27	0			
OPPONENTS	3	64	21.3	25	0			
* FIELD GOALS	1-19	20-29	30-39	40-49	50+			
Tucker	0/0	0/0	1/1	2/2	0/0			
TEAM	0/0	0/0	1/1	2/2	0/0			
OPPONENTS	1/1	0/0	1/1	0/0	0/0			
Tucker: (46G,40G,39G)								
OPPONENTS: (34G,19G)								

* PASSING	Att	Cmp	Yds	Cmp%	Yds/Att	TD	TD%	Int	Int%	Long	Sack/Lost	Rating
Flacco	29	21	299	72.4	10.31	2	6.9	0	0.0	52	3/ 21	128.4
Taylor	3	2	30	66.7	10.00	0	0.0	0	0.0	25	0/ 0	99.3
TEAM	32	23	329	71.9	10.28	2	6.3	0	0.0	52	3/ 21	125.7
OPPONENTS	37	22	221	59.5	5.97	0	0.0	1	2.7	27	4/ 28	65.3



# 2012 RAVENS DEFENSIVE STATS

*from Press Box Stats*

Name	Total	Solo	Assists	Sacks	Yds.	INT	Yds.	PD	FF	FR
Lewis, Ray	14	11	3	1	0	0	0	0	1	0
Webb, Lardarius	7	7	0	0	0	0	0	1	0	1
Ellerbe, Dannell	7	6	1	0	0	0	0	0	0	0
Williams, Cary	6	6	0	0	0	0	0	2	0	0
Pollard, Bernard	6	4	2	0	0	0	0	2	0	0
Jones, Art	4	4	0	0	0	0	0	0	0	0
Ngata, Haloti	4	3	1	2	16	0	0	1	0	0
Upshaw, Courtney	4	1	3	0.5	6	0	0	0	0	0
Reed, Ed	2	2	0	0	0	1	34	2	0	0
McClellan, Albert	2	2	0	0	0	0	0	0	0	0
McClain, Jameel	2	1	1	0	0	0	0	1	0	0
Graham, Corey	2	1	1	0	0	0	0	0	0	0
Ihedigbo, James	2	1	1	0	0	0	0	0	0	0
Kemoeatu, Ma'ake	1	1	0	0	0	0	0	0	0	0
Cody, Terrence	1	1	0	0	0	0	0	0	0	0
McPhee, Pernell	1	0	1	0.5	6	0	0	0	0	0
Kruger, Paul	1	0	1	0	0	0	0	0	0	0
<b>Totals</b>	<b>66</b>	<b>51</b>	<b>15</b>	<b>4</b>	<b>28</b>	<b>1</b>	<b>34</b>	<b>9</b>	<b>1</b>	<b>1</b>

# 2012 RAVENS SPECIAL TEAMS STATS

*from Press Box Stats*

Name	Total	Solo	Assists	FF	FR	Blocked Kicks
Brown, Chykie	2	2	0	0	0	0
Allen, Anthony	1	1	0	0	0	0
Graham, Corey	1	1	0	0	0	0
<b>Totals</b>	<b>4</b>	<b>4</b>	<b>0</b>	<b>0</b>	<b>0</b>	<b>0</b>



# 2012 TRANSACTIONS

- **Jan. 23:** Signed RB Damien Berry, WR Rodney Bradley, TE Davon Drew, DT Bryan Hall, WR/RS Phillip Livas, C Cecil Newton and WR Patrick Williams to Reserve/Future contracts.
- **Jan. 26:** Signed G Howard Barbieri and ILB Cody Glenn to Reserve/Future contracts.
- **March 2:** Designated RB Ray Rice as the team's franchise player; Terminated the contracts of CB Chris Carr and WR Lee Evans; Placed RB Ricky Williams on the Reserve/Retired list.
- **March 5:** Terminated the contract of CB Domonique Foxworth.
- **March 15:** Signed OLB Chavis Williams.
- **March 16:** Re-signed unrestricted free agent C Matt Birk.
- **March 23:** Re-signed unrestricted free agents LB Brendon Ayanbadejo and LB Jameel McClain; Signed unrestricted free agents S Sean Considine and CB Corey Graham.
- **April 6:** Signed restricted free agent CB Lardarius Webb to a six-year contract.
- **April 16:** Signed exclusive free agents G/C Justin Boren, LB Josh Byner, LS Morgan Cox, DB Danny Gorrer and OLB Sergio Kindle.
- **April 17:** Signed restricted free agent LB Dannell Ellerbe.
- **April 20:** Signed **QB Curtis Painter**.
- **April 30:** Signed **LS Patrick Scales**.
- **May 2:** Signed **NT Maake Kemoeatu**.
- **May 7:** Signed **DT Ryan McBean**; Signed restricted free agent CB Cary Williams.
- **May 11:** Signed rookie free agents **FB Jamison Berryhill**, **QB John Brantley**, **CB Charles Brown**, **S Omar Brown**, **G/T Jack Cornell**, **FB Chad Diehl**, **LB Eltoro Freeman**, **WR Devin Goda**, **WR Dorian Graham**, **DE/DT Elliott Henigan**, **NT Nicholas Jean-Baptiste**, **NT Ishmaa'ily Kitchen**, **G Antoine McClain**, **DE Terrence Moore**, **RB Brandon Pendergrass**, **TE Nick Provo**, **S Cyhl Quarles**, **RB Bobby Rainey** and **WR Deonte Thompson**
- **May 12:** Signed rookie free agent **OL Addison Lawrence**.
- **May 15:** Waived FB Jamison Berryhill, CB Charles Brown, LB Eltoro Freeman and TE Nick Provo; Signed rookie free agents **TE Matt Balasavage**, **LB Nigel Carr**, **TE Bruce Figgins**, **CB Jordan Maybin** and **QB Chester Stewart**.
- **May 16:** Waived FB Chad Diehl.
- **May 17:** Waived FB Jamison Berryhill.
- **May 29:** Waived WR Phillip Livas; Signed rookie free agent **K Justin Tucker**.
- **May 31:** Waived RB Brandon Pendergrass.
- **June 11:** Signed free agent **G Bobbie Williams**.
- **June 12:** Waived DE/DT Elliott Henigan; Signed free agent **C/G Tony Wragge**.
- **June 13:** Waived WR Rodney Bradley and LB Cody Glenn.
- **July 16:** Signed franchise player RB Ray Rice to a five-year contract.
- **July 23:** Waived G Howard Barbieri.
- **July 25:** Signed free agents **LB Darryl Blackstock**, **LB Ricky Brown** and **T Cord Howard**.
- **July 26:** Waived FB Jamison Berryhill; Signed free agent **WR Logan Payne**.
- **Aug. 1:** Waived QB John Brantley; Signed free agent **TE Billy Bajema**.
- **Aug. 3:** Waived G/T Paul Madsen.
- **Aug. 4:** Signed free agent **LB Stevie Baggs**.
- **Aug. 26:** Terminated the contract of vested veteran K Billy Cundiff; Waived TE Davon Drew, WR Devin Goda, OL Addison Lawrence, CB Jordan Mabin, C Cecil Newton, LS Patrick Scales, QB Chester Stewart and WR Patrick Williams.
- **Aug. 27:** Placed LB Stevie Baggs (leg), LB Darryl Blackstock (leg), S Emanuel Cook (leg) and DT Ryan McBean (ankle) on Injured Reserve; Placed WR/RS David Reed (knee) and OLB Terrell Suggs (Achilles) on Physically Unable to Perform list.
- **Aug. 31:** Waived RB Anthony Allen, S Omar Brown, LB Josh Byner, LB Nigel Carr, G/T Jack Cornell, WR Dorian Graham, G/T Cord Howard, NT Nicolas Jean-Baptiste, NT Ishmaa'ily Kitchen, G Antoine McClain, DE Terrence Moore, QB Curtis Painter, WR Logan Payne, S Cyhl Quarles and OLB Chavis Williams; Terminated the contract of vested veteran G Tony Wragge; Placed TE Matt Balasavage (ankle), RB Damien Berry (neck/shoulder), G/C Justin Boren (foot), LB Ricky Brown (head), TE Bruce Figgins (shoulder) and WR Tommy Streeter (foot) on Injured Reserve.
- **Sept. 1:** Signed RB Anthony Allen, S Omar Brown, LB Josh Byner, G/T Jack Cornell and G Antoine McClain to the practice squad.
- **Sept. 3:** Waived DB Danny Gorrer; Signed free agent **S James Ihedigbo** to the 53-man roster; Signed **QB Dennis Dixon**, **LB Adrian Hamilton** and **DB Anthony Levine** to the practice squad.
- **Sept. 4:** Waived (injury settlements) LB Stevie Baggs and TE Matt Balasavage.
- **Sept. 6:** Waived (injury settlement) TE Bruce Figgins.
- **Sept. 7:** Waived (injury settlements) LB Darryl Blackstock and G/C Justin Boren.
- **Sept. 10:** Waived RB Bobby Rainey and signed RB Anthony Allen from the practice squad to the 53-man roster.

(Bold denotes first time player has joined the Ravens.)